

Eaton Vance U.S. Value Fund

I Acc USD ▾

22.19 ▲0.41

NAV as of Jun 21, 2021

Share Class



Fact Sheet (English)

May 31, 2021



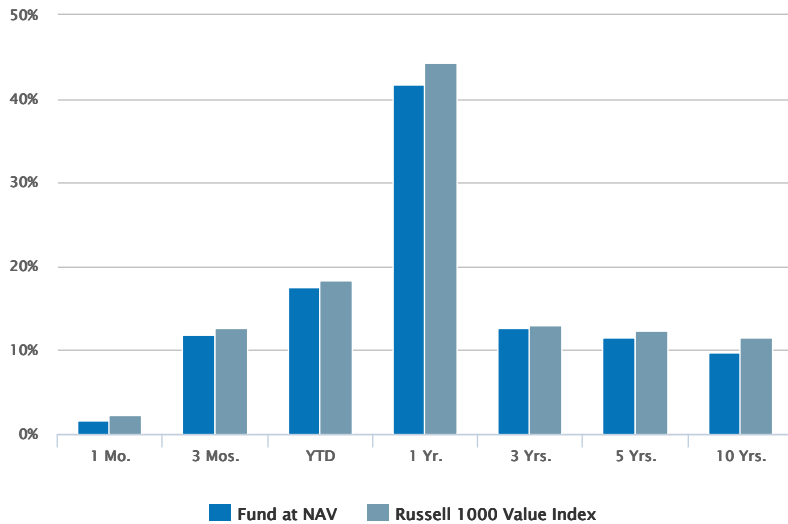
Commentary (English)

Mar 31, 2021

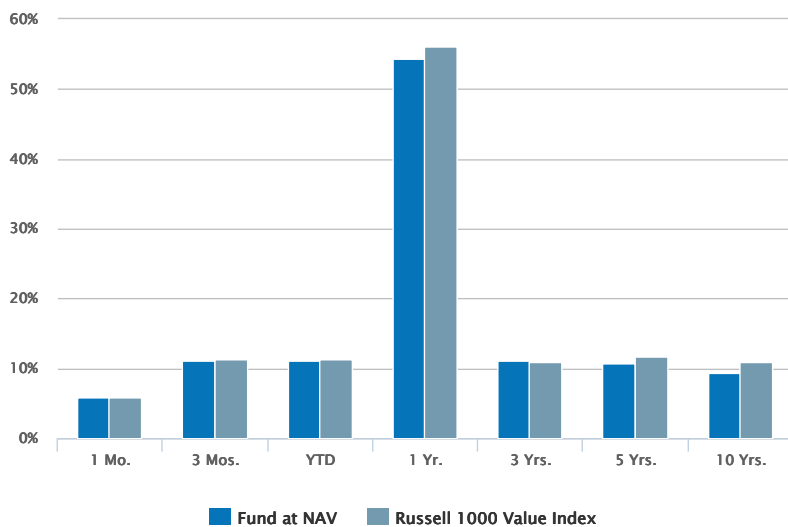
Historical Returns (%)

as of Mar 31, 2021

05/31/2021



03/31/2021



05/31/2021

| | | | | | | | |
|--------------------------|------|-------|-------|-------|-------|-------|-------|
| Fund at NAV | 1.66 | 11.91 | 17.49 | 41.68 | 12.60 | 11.48 | 9.77 |
| Russell 1000 Value Index | 2.33 | 12.69 | 18.41 | 44.38 | 12.93 | 12.32 | 11.50 |

03/31/2021

| | | | | | | | |
|--------------------------|------|-------|-------|-------|-------|-------|-------|
| Fund at NAV | 5.88 | 11.16 | 11.16 | 54.43 | 11.01 | 10.62 | 9.28 |
| Russell 1000 Value Index | 5.88 | 11.26 | 11.26 | 56.09 | 10.95 | 11.73 | 10.98 |

Fund Facts

as of May 31, 2021

| | |
|---------------------------|------------|
| Class I Acc USD Inception | 12/18/2019 |
| Performance Inception | 08/29/2002 |

Fund Codes

| | |
|-------|--------------|
| CUSIP | G2918S736 |
| ISIN | IE00B2RKZ343 |
| SEDOL | B2RKZ34 |

| | | | |
|-----------------------------|--------------------------|-----------------------------|---------|
| Investment Objective | Long-term capital growth | Valor Number | 4278045 |
| Total Net Assets | \$36.6M | Wertpapierkennnummer | A0Q5YF |
| Minimum Investment | \$5000000 | | |

Top 10 Holdings (%)^{1,2}

as of May 31, 2021

| | |
|---|--------------|
| Berkshire Hathaway Inc | 3.45 |
| Johnson & Johnson | 3.13 |
| Alphabet Inc - CL A | 2.93 |
| Walt Disney Co | 2.69 |
| Medtronic PLC | 2.66 |
| Fidelity National Information Services Inc | 2.51 |
| Bank of America Corp | 2.46 |
| Verizon Communications Inc | 2.38 |
| Goldman Sachs Group Inc | 2.15 |
| Procter & Gamble Co | 1.99 |
| Total | 26.35 |

Portfolio Management

[Edward J. Perkin, CFA](#)

[Managed Fund since 2014](#)

[Aaron Dunn, CFA](#)

[Managed Fund since 2017](#)

[Brad Galko, CFA](#)

[Managed Fund since 2020](#)

The portfolio profile is subject to change due to active management. Percentages may not total 100 % due to rounding.

About Risk:

The value of equity securities is sensitive to stock market volatility. Investments in foreign instruments or currencies can involve greater risk and volatility than U.S. investments because of adverse market, economic, political, regulatory, geopolitical, currency exchange rates or other conditions. No fund is a complete investment program and you may lose money investing in a fund. The Fund may engage in other investment practices that may involve additional risks and you should review the [Fund prospectus](#) for a complete description.

Where possible the fund seeks to take into account ESG factors into its research and decision making, however, the Fund noted herein is classified as an Article 6 fund of the EU Council Disclosure Regulation (2019/2088)

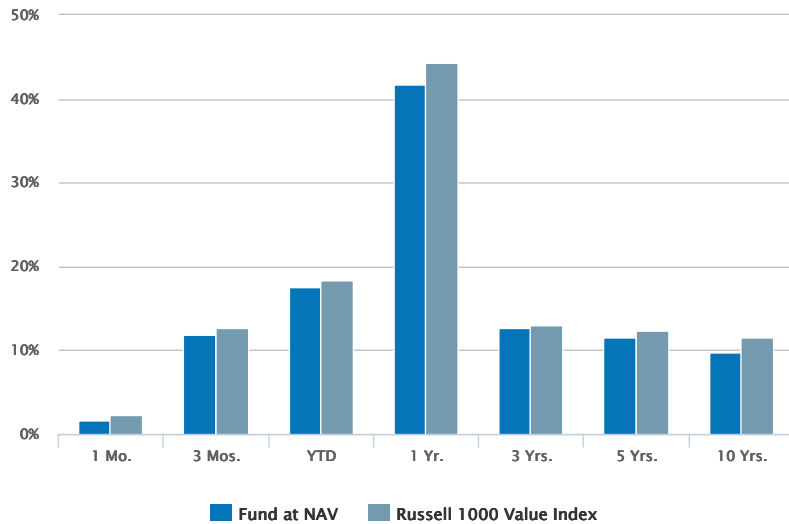
1. Top 10 Holdings excludes cash and equivalents.

2. Per cent of total net assets.

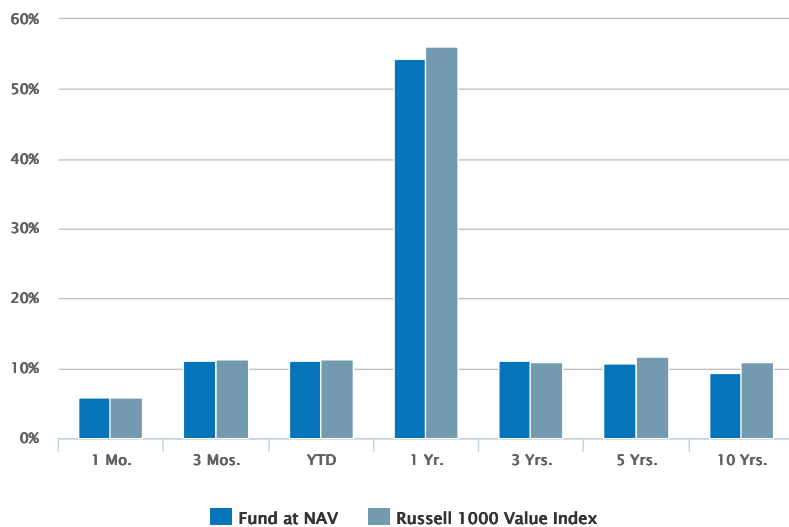
Historical Returns (%)

as of Mar 31, 2021

05/31/2021



03/31/2021



05/31/2021

| | | | | | | | |
|--------------------------|------|-------|-------|-------|-------|-------|-------|
| Fund at NAV | 1.66 | 11.91 | 17.49 | 41.68 | 12.60 | 11.48 | 9.77 |
| Russell 1000 Value Index | 2.33 | 12.69 | 18.41 | 44.38 | 12.93 | 12.32 | 11.50 |

03/31/2021

| | | | | | | | |
|--------------------------|------|-------|-------|-------|-------|-------|-------|
| Fund at NAV | 5.88 | 11.16 | 11.16 | 54.43 | 11.01 | 10.62 | 9.28 |
| Russell 1000 Value Index | 5.88 | 11.26 | 11.26 | 56.09 | 10.95 | 11.73 | 10.98 |

Calendar Year Returns (%)

| | 2011 | 2012 | 2013 | 2014 | 2015 | 2016 | 2017 | 2018 | 2019 | 2020 |
|--|-------|-------|-------|-------|-------|-------|-------|-------|-------|------|
| Fund at NAV | -5.43 | 15.32 | 29.18 | 10.10 | -1.88 | 8.16 | 13.60 | -7.33 | 28.01 | 1.58 |
| Russell 1000® Value Index ³ | 0.39 | 17.51 | 32.53 | 13.45 | -3.83 | 17.34 | 13.66 | -8.27 | 26.54 | 2.80 |

Fund Facts

| | |
|---------------------------|------------|
| Class I Acc USD Inception | 12/18/2019 |
| Performance Inception | 08/29/2002 |

NAV History

| Date | NAV | NAV Change |
|--------------|---------|------------|
| Jun 21, 2021 | \$22.19 | \$0.41 |
| Jun 18, 2021 | \$21.78 | -\$0.43 |
| Jun 17, 2021 | \$22.21 | -\$0.29 |
| Jun 16, 2021 | \$22.50 | -\$0.14 |
| Jun 15, 2021 | \$22.64 | \$0.01 |
| Jun 14, 2021 | \$22.63 | -\$0.11 |
| Jun 11, 2021 | \$22.74 | \$0.07 |
| Jun 10, 2021 | \$22.67 | \$0.02 |
| Jun 09, 2021 | \$22.65 | -\$0.10 |
| Jun 08, 2021 | \$22.75 | -\$0.04 |

Distribution History⁴

| Ex-Date | Distribution | Reinvest NAV |
|---------|--------------|--------------|
|---------|--------------|--------------|

No records in this table indicates that there has not been a distribution greater than .0001 within the past 3 years.

[Fund prospectus](#)

The portfolio profile is subject to change due to active management. Percentages may not total 100 % due to rounding.

About Risk:

The value of equity securities is sensitive to stock market volatility. Investments in foreign instruments or currencies can involve greater risk and volatility than U.S. investments because of adverse market, economic, political, regulatory, geopolitical, currency exchange rates or other conditions. No fund is a complete investment program and you may lose money investing in a fund. The Fund may engage in other investment practices that may involve additional risks and you should review the [Fund prospectus](#) for a complete description.

Where possible the fund seeks to take into account ESG factors into its research and decision making, however, the Fund noted herein is classified as an Article 6 fund of the EU Council Disclosure Regulation (2019/2088)

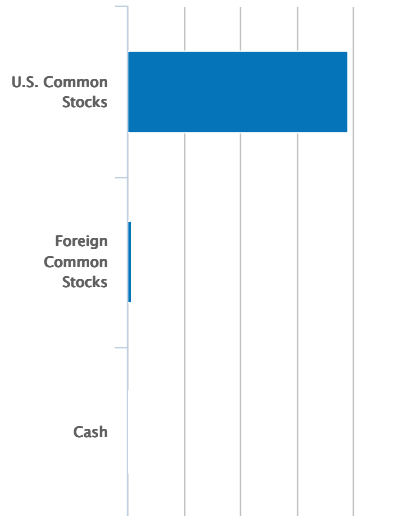
3. Russell 1000® Value Index is an unmanaged index of U.S. large-cap value stocks. Unless otherwise stated, index returns do not reflect the effect of any applicable sales charges, commissions, expenses, taxes or leverage, as applicable. It is not possible to invest directly in an index. Historical performance of the index illustrates market trends and does not represent the past or future performance of the fund.

4. A portion of the Fund's returns may be comprised of return of capital or short-term capital gains. The Fund will determine the tax characteristics of all Fund distributions after the end of the calendar year and will provide shareholders with such information at that time. Please consult your tax advisor for further information.

Asset Mix (%)^{2,5}

as of May 31, 2021

05/31/2021



| | |
|-----------------------|---------------|
| U.S. Common Stocks | 97.60 |
| Foreign Common Stocks | 1.75 |
| Cash | 0.66 |
| Total | 100.00 |

Portfolio Statistics

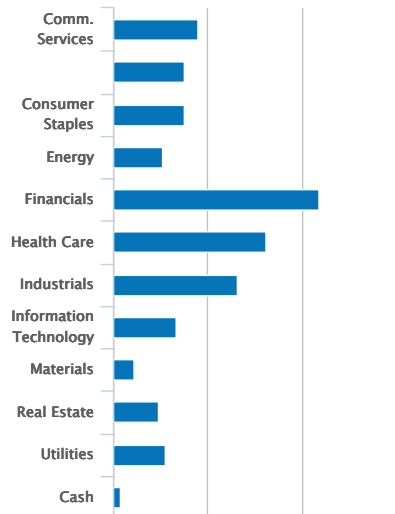
as of May 31, 2021

| | |
|----------------------|-------|
| Price/Earnings Ratio | 18.62 |
| Number of Holdings | 70 |
| Price/Book Ratio | 2.43 |

GICS Sector Breakdown (%)²

as of May 31, 2021

05/31/2021



| | | |
|------------------------|------|------|
| Comm. Services | 8.97 | 8.89 |
| Consumer Discretionary | 7.51 | 7.81 |
| Consumer Staples | 7.56 | 6.96 |
| Energy | 5.17 | 5.08 |

| | | |
|------------------------|-------|-------|
| Financials | 21.78 | 21.63 |
| Health Care | 16.22 | 12.53 |
| Industrials | 13.08 | 13.87 |
| Information Technology | 6.58 | 8.95 |
| Materials | 2.14 | 5.00 |
| Real Estate | 4.81 | 4.46 |
| Utilities | 5.53 | 4.81 |
| Cash | 0.66 | — |

Fund Holdings (%)^{2,6}

as of Apr 30, 2021

| Holding | % of Net Assets |
|---|-----------------|
| Berkshire Hathaway Inc | 3.30% |
| Johnson & Johnson | 3.26% |
| USD FX SPOT RECEIVABLE | 3.16% |
| Alphabet Inc - CL A | 2.94% |
| Walt Disney Co | 2.82% |
| Medtronic PLC | 2.77% |
| Fidelity National Information Services Inc | 2.59% |
| Verizon Communications Inc | 2.47% |
| Bank of America Corp | 2.36% |
| Goldman Sachs Group Inc | 2.03% |
| View All | |

The portfolio profile is subject to change due to active management. Percentages may not total 100 % due to rounding.

About Risk:

The value of equity securities is sensitive to stock market volatility. Investments in foreign instruments or currencies can involve greater risk and volatility than U.S. investments because of adverse market, economic, political, regulatory, geopolitical, currency exchange rates or other conditions. No fund is a complete investment program and you may lose money investing in a fund. The Fund may engage in other investment practices that may involve additional risks and you should review the [Fund prospectus](#) for a complete description.

Where possible the fund seeks to take into account ESG factors into its research and decision making, however, the Fund noted herein is classified as an Article 6 fund of the EU Council Disclosure Regulation (2019/2088)

2. Per cent of total net assets.

3. Russell 1000® Value Index is an unmanaged index of U.S. large-cap value stocks. Unless otherwise stated, index returns do not reflect the effect of any applicable sales charges, commissions, expenses, taxes or leverage, as applicable. It is not possible to invest directly in an index. Historical performance of the index illustrates market trends and does not represent the past or future performance of the fund.

5. A delay in transaction settlement may result in a negative cash position.

6. The following list reflects unaudited securities holdings (excluding derivatives positions). Holdings information may differ if presented as of the trade date. Due to rounding, holdings of less than 0.005 % may show as 0.00 %. Portfolio information is subject to change due to active management.



Edward J. Perkin, CFA

Vice President, Chief Equity Investment Officer
Eaton Vance Management
Joined Eaton Vance in 2014

Biography

Eddie Perkin is a vice president of Eaton Vance Management and chief equity investment officer. He is responsible for all equity disciplines at Eaton Vance. Additionally, he serves as lead portfolio manager of Eaton Vance's large-cap value strategy and is responsible for buy and sell decisions, portfolio construction and risk management for the firm's large-cap value equity portfolios. He is head of the firm's Equity Strategy Committee and a member of the Eaton Vance Management Committee. He joined Eaton Vance in 2014.

Eddie began his career in the finance industry in 1993. Before joining Eaton Vance, he served as chief investment officer (international and emerging-market equity) as well as managing director/portfolio manager (Europe, EAFE and Global) at Goldman Sachs Asset Management (GSAM) in London. Before relocating to London in 2008, Eddie was a portfolio manager and analyst on GSAM's U.S. value equity team in New York. Eddie was previously associated with FISERV and American Retirement Insurance Services.

Eddie earned a B.A. from the University of California, Santa Barbara, and an M.B.A. from Columbia Business School. He is a CFA charterholder and is a member of the board of directors of Junior Achievement of Northern New England.

Education

- B.A. University of California, Santa Barbara
- M.B.A. Columbia University

Experience

- Managed Fund since 2014
-



Aaron Dunn, CFA

Vice President, Eaton Vance Management
Joined Eaton Vance in 2012

Biography

Aaron Dunn is a vice president of Eaton Vance Management, co-director of value equity on Eaton Vance's value team, where he also serves as a portfolio manager. He is responsible for buy and sell decisions, portfolio construction and risk management, as well as coverage of the energy sector. He is a member of the firm's Equity Strategy Committee. He joined Eaton Vance in 2012.

Aaron began his career in the investment management industry in 2000. Before joining Eaton Vance, Aaron was a senior equity analyst for Pioneer Global Asset Management. He was previously affiliated with Invesco and U.S. Global Investors.

Aaron earned a B.S. from the University of Arkansas and an MBA from The University of Texas at Austin McCombs School of Business. He is a member of the CFA Society of Boston and a CFA charterholder.

Education

- B.S. University of Arkansas
- M.B.A. University of Texas at Austin

Experience

- Managed Fund since 2017
-

Brad Galko, CFA

Vice President, Eaton Vance Management
Joined Eaton Vance in 2013

Biography

Bradley Galko is a vice president of Eaton Vance Management and a portfolio manager on Eaton Vance's value team. He is responsible for buy and sell decisions, portfolio construction and risk management, as well as coverage of the industrials and materials sectors. He is a member of the firm's Equity Strategy Committee. He joined Eaton Vance in 2013.

Brad began his career in the investment management industry in 1991. Before joining Eaton Vance, Brad was a vice president and senior equity analyst at Pioneer Investment Management. Previously, he was a vice president and senior equity research analyst at Morgan Stanley & Co.

Brad earned a B.B.A., magna cum laude, from the University of Notre Dame. He is a CFA charterholder and member of the CFA Society Boston.

Education

- B.B.A University of Notre Dame

Experience

- Managed Fund since 2020
-
-

Literature



Fact Sheet (English)

[Download](#) - Last updated: May 31, 2021



Fact Sheet (Spanish)

[Download](#) - Last updated: Apr 30, 2021



Commentary (English)

[Download](#) - Last updated: Mar 31, 2021



Annual Report (Spanish)

[Download](#) - Last updated: Dec 31, 2020



Annual Report (English)

[Download](#) - Last updated: Dec 31, 2020



Annual Report (Swiss German)

[Download](#) - Last updated: Dec 31, 2020



Eaton Vance International (Ireland) Funds Full Prospectus (English)

[Download](#) - Last updated: Mar 9, 2021



Eaton Vance Global Advisors Limited Privacy Statement

[Download](#) - Last updated: Apr 17, 2018



Important Documents including Key Investor Information Documents (KIID)

[Download](#)



Prospectus Supplement (German)

[Download](#) - Last updated: Mar 9, 2021



Prospectus Supplement (English)

[Download](#) - Last updated: Mar 9, 2021



Semiannual Report (English)

[Download](#) - Last updated: Jun 30, 2020

[Insights](#)[Strategies](#)[Funds](#)[About](#)[Contact](#)

**INTERNATIONAL
HEADQUARTERS**
125 Old Broad Street
London, EC2N 1AR
United Kingdom

| | | | | | |
|---|---|---|--|--------------------------------|--|
| Accessibility | Privacy Policy | Legal Information | Terms of Use | Cookies Policy | Key Investor Information Documents |
| Principles for Responsible Investment | Eaton Vance's Approach to Tax | Sustainability Risks Policy | Modern Slavery Statement | | |

Eaton Vance is part of Morgan Stanley Investment Management, the asset management division of Morgan Stanley

This site (www.eatonvance.co.uk) is operated by Eaton Vance Management (International) Limited ("We"). We are a limited company, registered in England and Wales under company number 4228294 and have our registered office at 125 Old Broad Street, London, EC2N 1AR. Our VAT number is 762717416.

Eaton Vance Management (International) Limited is authorised and regulated by the Financial Conduct Authority ("FCA") and is entered on the FCA's register with register number 208634.

The value of your investment can go up or down so you may get back less than your initial investment. Past performance is not a guide to future returns.

The information on this webpage is not intended for U.S. residents. To visit our U.S. website [please click here](#).

Eaton Vance Management (Registration No. 1121338) and Parametric Portfolio Associates (Registration No. 1217626) are the registered trade marks of Eaton Vance.

Publication details: Tuesday, June 22, 2021 8:09 AM

Page ID: EVITD - <https://www.eatonvance.co.uk/eaton-vance-u-s-value-fund-emitd.php>