

HIGH QUALITY FOCUSED GROWTH ▾

STRATEGY HIGHLIGHTS

We seek to invest in companies with a demonstrated history of consistent growth and stability in earnings in an effort to outperform over the long term by participating in rising markets and minimizing participation in declining markets. The strategy is managed with a fundamental, bottom up process, seeking to identify high quality growth businesses with dominant franchises that provide competitive advantages, priced below our estimate of intrinsic value.

Key Stats

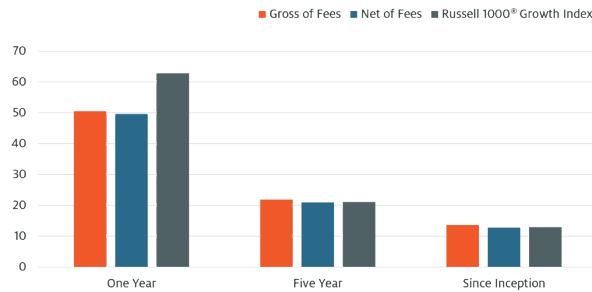
Asset Class:	Large Cap Equity
Primary Index:	Russell 1000® Growth
Inception Date:	July 1, 2006
Strategy Assets:	\$587 mm
Holdings Range:	20 - 30
Mkt. Cap at Purchase:	>\$3 bn
Max Position Sizes:	10%
Sector Constraint:	Stock Select Residual
Max Cash:	5%
3-Yr Avg. Turnover:	16%

HIGH CONVICTION PORTFOLIO	55% of Portfolio in Top 10 Holdings
LONG-TERM PERSPECTIVE	16% 3-Yr Avg. Turnover
EXPERIENCED TEAM	24 Yrs Avg. Industry Experience

PERFORMANCE ANALYSIS

Investment Performance (%)

as of March 31, 2021



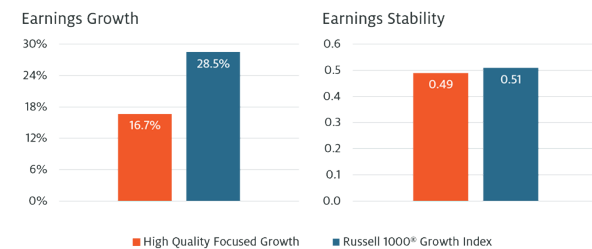
	2.50	50.53	24.37	21.82	14.94	13.54
Focused Growth (Gross)	2.32	49.52	23.52	20.99	14.15	12.76
Focused Growth (Net)	0.94	62.74	22.80	21.05	16.63	12.91
Russell 1000® Growth Index						

Periods greater than one year are annualized. Composite inception date: 1/1/92. Composite data is based upon all discretionary institutional accounts eligible for inclusion in the Composite for the periods shown. Performance is calculated in US dollars and reflects the reinvestment of all income and capital gains. Net of fee returns reflect the deduction of the highest applicable annual management fee of 0.70%, applied monthly.

GIPS DISCLOSURE

Large Cap Growth Discipline

as of March 31, 2021



Annualized. Based on representative client portfolio. Source: FactSet

PORTFOLIO CHARACTERISTICS

Sector Diversification (%)

as of March 31, 2021

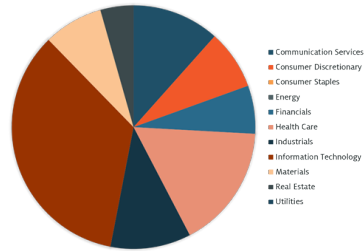
Sector	11.6	11.9	-0.3
Communication Services	7.9	16.5	-8.6
Consumer Discretionary			

Consumer Staples	0.0	4.5	-4.5
Energy	0.0	0.1	-0.1
Financials	6.4	1.9	4.5
Health Care	16.5	13.7	2.8
Industrials	10.7	4.7	6.0
Information Technology	34.7	44.2	-9.5
Materials	7.9	0.8	7.1
Real Estate	4.4	1.7	2.7
Utilities	0.0	0.0	0.0

Sector Diversification and Top Ten Holdings are based on the equity-only assets of a representative client portfolio managed according to this strategy. Sources: Atlanta Capital, eInvestment, FactSet.

Sector Diversification (%)

as of March 31, 2021



Top Ten Holdings

(%) of representative portfolio

Visa CL A	7.2
Danaher Corporation	6.8
Alphabet CL C	6.7
Microsoft Corporation	6.4
Thermo Fisher Scientific	5.6
Facebook CL A	4.8
Fiserv	4.8
American Tower Corporation	4.4
Verisk Analytics	4.2
Zoetis CL A	4.1
TOTAL	55.0%

PORTFOLIO MANAGEMENT



Joe Hudepohl, CFA

Portfolio Manager

[SEE BIO](#)



Rob Walton, CFA

Portfolio Manager


[SEE BIO](#)



Lance Garrison, CFA

Portfolio Manager

[SEE BIO](#)



Jeffrey Miller, CFA

Portfolio Manager

[SEE BIO](#)



STRATEGY DOCUMENTS

Fact Sheet

High Quality Focused
Growth
March 31, 2021

[READ MORE](#)

Investment Commentary

High Quality Focused
Growth
March 31, 2021

[READ MORE](#)

This information is for illustrative purposes only and should not be considered investment advice or a recommendation to purchase or sell any specific security or invest in a specific strategy. It should not be solely relied upon in making a decision to invest in the strategy. The Earnings Growth, Earnings Stability, Portfolio Metrics, Sector Diversification, and Top Ten Holdings are based on the equity-only assets (cash and cash equivalents are excluded) of a representative client portfolio managed according to this strategy; annual turnover is based on the average turnover for the last three calendar years of a representative client portfolio for the strategy. All statistics are subject to change; individual client results may vary. The specific securities identified are not representative of all of the securities purchased, sold or recommended for advisory clients. Actual holdings will vary for each client and there is no guarantee that a particular client's account will hold any or all of the securities listed. It should not be assumed that any of the securities were or will be profitable. For a complete list of all recommendations made by Atlanta Capital for the High Quality Growth Plus Composite during the preceding 12 months, please contact the Performance Department at 404-876-9411.

As of June 30, 2011, the Russell 1000® Growth Index was added as the primary style benchmark for this strategy in order to provide a growth style comparison to clients. The Russell 1000® Growth Index includes those Russell 1000® companies with higher price-to-book ratios and higher forecasted growth values and is a measure of the large cap growth segment of the U.S. equity universe. The S&P 500® Index includes 500 leading companies in leading industries of the U.S. economy and is a measure of large cap U.S. stock market performance. Strategy deviations from the benchmarks may include but are not limited to such factors as active management, exclusion/inclusion of securities held/not held in the index, overweighting specific sectors or securities, limitations in market cap, and/or client constraints. Indexes are unmanaged and do not incur management fees, transaction costs or other expenses associated with separately managed accounts. It is not possible to directly invest in an index.

Investing entails risks and includes possible loss. There can be no assurance that Atlanta Capital will achieve profits or avoid incurring losses. Past performance does not predict future results.

Atlanta Capital is part of Morgan Stanley Investment Management, the asset management division of Morgan Stanley.



[ABOUT](#)

[OUR TEAM](#)

[PERSPECTIVES](#)

[STRATEGIES](#)

[DISCLOSURES/POLICIES](#)

[ACCESSIBILITY](#)

[CONTACT](#)

Atlanta Capital Management Company LLC ("Atlanta Capital") is part of Morgan Stanley Investment Management, the asset management division of Morgan Stanley.

NOT FDIC INSURED | OFFER NO BANK GUARANTEE | MAY LOSE VALUE | NOT INSURED BY ANY FEDERAL GOVERNMENT AGENCY | NOT A DEPOSIT