



PRODUCT FINDER

WEALTH STRATEGIES

INVESTMENTS

INSIGHTS

TAXES AND TOOLS

Municipal Bond Fund

EIM

Symbol

\$11.12 ▼\$-0.06

NAV as of Apr 25, 2024

\$9.98 ▼\$-0.09

MKT as of Apr 25, 2024

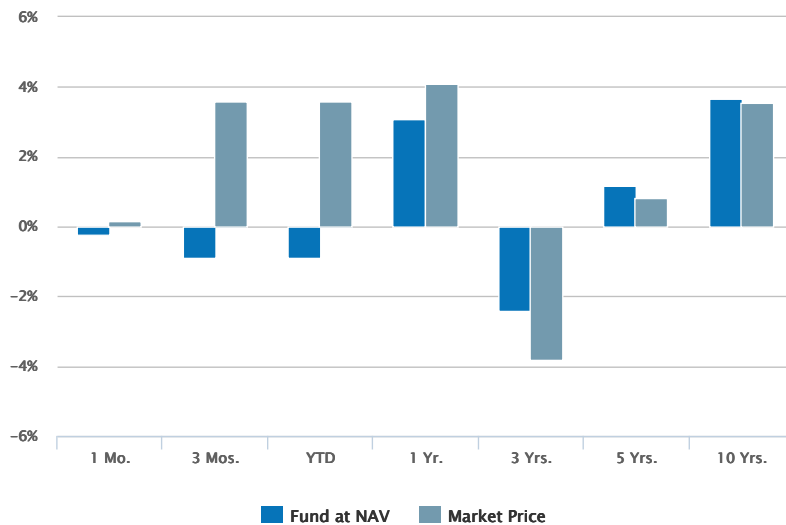
-10.25%Premium/Discount
as of Apr 25, 2024**Fact Sheet**
Mar 31, 2024**UNII Report**
Mar 31, 2024

Overview

Historical Returns (%)

as of Mar 31, 2024

03/31/2024



Fund at NAV	-0.24	-0.88	-0.88	3.07	-2.41	1.15	3.66
Market Price	0.17	3.58	3.58	4.10	-3.80	0.80	3.55

Past performance is no guarantee of future results. Investment return and principal value will fluctuate so that shares, when sold, may be worth more or less than their original cost. Performance is for the stated time period only; due to market volatility, the Fund's current performance may be lower or higher than quoted. The Fund's performance at market price will differ from its results at NAV. Returns are historical and are calculated by determining the percentage change in net asset value or market price (as applicable) with all distributions reinvested and includes management fees and other expenses. Until the reinvestment of Fund distributions is completed, returns are calculated using the lower of the net asset value or market price of the shares on the distribution ex date. Once the reinvestment is complete, returns are calculated using the average reinvestment price. Performance less than or equal to one year is cumulative.

Distribution Rates¹

as of Apr 25, 2024

Distribution Rate at NAV	5.05%
Taxable-Equivalent Distribution Rate at NAV	8.53%
Distribution Rate at Market Price	5.63%

Taxable-Equivalent Distribution Rate at Market Price

9.51%

Fund Facts

as of Mar 31, 2024

Performance Inception	08/30/2002
Investment Objective	Current income
CUSIP	27827X101

Expense Ratios (%)²

as of Annual Report dated 09/30/2023

Management Fees	0.96
Other Expenses	0.09
Total Expenses (ex Interest and Fee Expense)	1.05
Interest and Fee Expense	2.12
Total Expenses	3.17

Portfolio Management

[Cynthia J. Clemson](#)[Managed Fund since 2014](#)[Julie Callahan, CFA](#)[Managed Fund since 2021](#)

The information included herein does not reflect securities deemed to be held by the Fund pursuant to financial accounting standard 140 (FAS 140).

The information contained herein is provided for informational purposes only and does not constitute a solicitation of an offer to buy or sell Fund shares. Common shares of the Fund are only available for purchase and sale at current market price on a stock exchange. There is no assurance that the Fund will achieve its investment objective. The Fund is subject to numerous risks, including investment risks. Shares of closed-end funds often trade at a discount from their net asset value. The Fund is not a complete investment program and you may lose money investing in the Fund. An investment in the Fund may not be appropriate for all investors. Investors should review and consider carefully the Fund's investment objective, risks, charges and expenses.

The premium/discount is calculated as $[(\text{market price}/\text{NAV})-1]$.

Links to Morningstar Fact Sheet and CEF Connect: By clicking on the link from this page to the Morningstar fact sheet or CEF Connect, you will leave the Eaton Vance website. Eaton Vance is not responsible for the content of any such third-party website. See "Terms and Conditions" below.

1. Distribution Rate at NAV and Market Price is calculated by dividing the last distribution paid per share (annualized) by NAV or market price, respectively. For National Municipal Funds, Taxable-Equivalent Distribution Rate at NAV and Market Price is calculated using a 40.8% tax rate (equals maximum individual federal tax rate adjusted for the Medicare surtax). For Single-State Municipal Funds, Taxable-Equivalent Distribution Rates also reflect maximum effective individual state income tax rates. Local income taxes that may apply are not considered. A Fund's distributions in any period may be more or less than the net return earned by the Fund on its investments, and therefore should not be used as a measure of performance or confused with "yield" or "income."

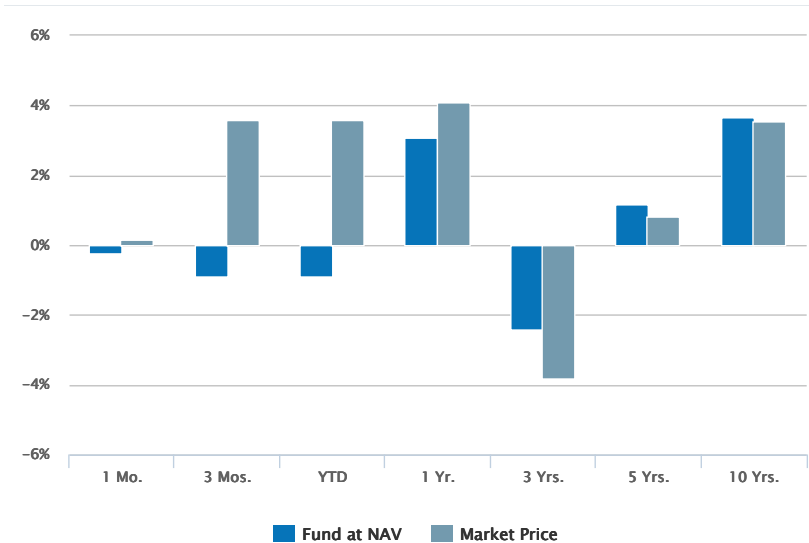
2. Interest and fee expense relates to the liability for floating rate notes issued in conjunction with residual interest bond transactions.

Performance

Historical Returns (%)

as of Mar 31, 2024

03/31/2024



Fund at NAV	-0.24	-0.88	-0.88	3.07	-2.41	1.15	3.66
Market Price	0.17	3.58	3.58	4.10	-3.80	0.80	3.55

Past performance is no guarantee of future results. Investment return and principal value will fluctuate so that shares, when sold, may be worth more or less than their original cost. Performance is for the stated time period only; due to market volatility, the Fund's current performance may be lower or higher than quoted. The Fund's performance at market price will differ from its results at NAV. Returns are historical and are calculated by determining the percentage change in net asset value or market price (as applicable) with all distributions reinvested and includes management fees and other expenses. Until the reinvestment of Fund distributions is completed, returns are calculated using the lower of the net asset value or market price of the shares on the distribution ex date. Once the reinvestment is complete, returns are calculated using the average reinvestment price. Performance less than or equal to one year is cumulative.

Calendar Year Returns (%)

	2014	2015	2016	2017	2018	2019	2020	2021	2022	2023
Fund at NAV	23.41	6.21	0.44	6.59	0.32	11.03	7.44	1.85	-15.41	8.15
Market Price	20.77	7.45	0.73	5.96	-5.30	18.83	10.43	4.33	-19.87	1.65

Fund Facts

Performance Inception 08/30/2002

Distribution Rates¹

as of Apr 25, 2024

Distribution Rate at NAV	5.05%
Taxable-Equivalent Distribution Rate at NAV	8.53%
Distribution Rate at Market Price	5.63%
Taxable-Equivalent Distribution Rate at Market Price	9.51%

Distribution History^{3,4}

Ex-Date Distribution Reinvest Price

Ex-Date	Distribution	Reinvest Price
Apr 22, 2024	\$0.04680	
Mar 20, 2024	\$0.04680	
Feb 21, 2024	\$0.04680	
Jan 22, 2024	\$0.04680	
Dec 21, 2023	\$0.03330	
Nov 21, 2023	\$0.03330	
Oct 20, 2023	\$0.03330	
Sep 21, 2023	\$0.03330	
Aug 21, 2023	\$0.03330	
Jul 21, 2023	\$0.03330	

[View All](#)

No records in this table indicates that there has not been a distribution greater than .0001 within the past 3 years.

Tax Character of Distributions

Exempt-Interest Dividends

	Non-AMT	AMT	Total	Non-Qualified Ordinary Dividends	Capital Gain Distributions	Nondividend Distributions	Total Distributions
Distributions (\$)							
2023	\$0.35	\$0.02	\$0.37	\$0.01	\$0.00	\$0.03	\$0.41
2022	\$0.49	\$0.01	\$0.50	\$0.01	\$0.00	\$0.00	\$0.51
2021	\$0.57	\$0.01	\$0.58	\$0.01	\$0.00	\$0.00	\$0.60
2020	\$0.57	\$0.00	\$0.58	\$0.01	\$0.00	\$0.00	\$0.58
2019	\$0.51	\$0.00	\$0.51	\$0.00	\$0.00	\$0.00	\$0.51
2018	\$0.55	\$0.00	\$0.55	\$0.00	\$0.00	\$0.01	\$0.56
2017	\$0.63	\$0.00	\$0.63	\$0.00	\$0.00	\$0.00	\$0.63
2016	\$0.70	\$0.00	\$0.70	\$0.00	\$0.00	\$0.00	\$0.70
2015	\$0.77	\$0.00	\$0.77	\$0.00	\$0.00	\$0.00	\$0.77
2014	\$0.77	\$0.00	\$0.77	\$0.00	\$0.00	\$0.00	\$0.77
2013	\$0.77	\$0.00	\$0.77	\$0.00	\$0.00	\$0.00	\$0.77
2012	\$0.78	\$0.00	\$0.78	\$0.00	\$0.00	\$0.00	\$0.78
2011	\$0.91	\$0.00	\$0.91	\$0.00	\$0.00	\$0.00	\$0.91
2010	\$0.91	\$0.00	\$0.91	\$0.00	\$0.00	\$0.00	\$0.91
2009	\$0.84	\$0.00	\$0.84	\$0.00	\$0.00	\$0.00	\$0.84
2008	\$0.78	\$0.00	\$0.78	\$0.00	\$0.00	\$0.00	\$0.78
2007	\$0.77	\$0.00	\$0.77	\$0.00	\$0.19	\$0.00	\$0.96
2006	\$0.79	\$0.00	\$0.79	\$0.03	\$0.30	\$0.00	\$1.12

**Exempt-Interest
Dividends**

	Non-AMT	AMT	Total	Non-Qualified Ordinary Dividends	Capital Gain Distributions	Nondividend Distributions	Total Distributions
2005	\$0.91	\$0.00	\$0.91	\$0.00	\$0.07	\$0.00	\$0.98
Distributions (%)							
2023	85.35%	4.46%	89.81%	2.00%	0.00%	8.19%	100.00%
2022	96.41%	2.19%	98.60%	1.40%	0.00%	0.00%	100.00%
2021	96.52%	1.76%	98.28%	1.72%	0.00%	0.00%	100.00%
2020	98.27%	0.65%	98.92%	1.08%	0.00%	0.00%	100.00%
2019	99.76%	0.16%	99.92%	0.08%	0.00%	0.00%	100.00%
2018	97.20%	0.00%	97.20%	0.00%	0.00%	2.80%	100.00%
2017	100.00%	0.00%	100.00%	0.00%	0.00%	0.00%	100.00%
2016	99.87%	0.00%	99.87%	0.13%	0.00%	0.00%	100.00%
2015	100.00%	0.00%	100.00%	0.00%	0.00%	0.00%	100.00%
2014	99.94%	0.00%	99.94%	0.06%	0.00%	0.00%	100.00%
2013	99.93%	0.00%	99.93%	0.07%	0.00%	0.00%	100.00%
2012	99.85%	0.00%	99.85%	0.15%	0.00%	0.00%	100.00%
2011	99.98%	0.00%	99.98%	0.02%	0.00%	0.00%	100.00%
2010	99.84%	0.00%	99.84%	0.16%	0.00%	0.00%	100.00%
2009	99.95%	0.00%	99.95%	0.05%	0.00%	0.00%	100.00%
2008	99.98%	0.00%	99.98%	0.02%	0.00%	0.00%	100.00%
2007	80.51%	0.00%	80.51%	0.00%	19.49%	0.00%	100.00%
2006	70.23%	0.00%	70.23%	2.83%	26.94%	0.00%	100.00%
2005	92.97%	0.00%	92.97%	0.01%	7.02%	0.00%	100.00%

The information contained herein is provided for informational purposes only and does not constitute a solicitation of an offer to buy or sell Fund shares. Common shares of the Fund are only available for purchase and sale at current market price on a stock exchange. There is no assurance that the Fund will achieve its investment objective. The Fund is subject to numerous risks, including investment risks. Shares of closed-end funds often trade at a discount from their net asset value. The Fund is not a complete investment program and you may lose money investing in the Fund. An investment in the Fund may not be appropriate for all investors. Investors should review and consider carefully the Fund's investment objective, risks, charges and expenses.

The premium/discount is calculated as $[(\text{market price}/\text{NAV})-1]$.

Links to Morningstar Fact Sheet and CEF Connect: By clicking on the link from this page to the Morningstar fact sheet or CEF Connect, you will leave the Eaton Vance website. Eaton Vance is not responsible for the content of any such third-party website. See "Terms and Conditions" below.

1. Distribution Rate at NAV and Market Price is calculated by dividing the last distribution paid per share (annualized) by NAV or market price, respectively. For National Municipal Funds, Taxable-Equivalent Distribution Rate at NAV and Market Price is calculated using a 40.8% tax rate (equals maximum individual federal tax rate adjusted for the Medicare surtax). For Single-State Municipal Funds, Taxable-Equivalent Distribution Rates also reflect maximum effective individual state income tax rates. Local income taxes that may apply are not considered. A Fund's distributions in any period may be more or less than the net return earned by the Fund on its investments, and therefore should not be used as a measure of performance or confused with "yield" or "income."

3. See "Tax Character of Distributions". For information about any distributions in the current year estimated to include non-dividend distributions or capital

gains, please refer to [Eaton Vance Closed-End Fund Distribution Notices \(19a\)](#).

4. A nondividend or return of capital distribution may include, for example, a return of some or all of the money that an investor invested in Fund shares, which can cause the Fund's NAV to erode.

Portfolio

Municipal Obligations by State/Territory^{5,6}

as of Dec 31, 2022

New York	17.16
Texas	10.40
Illinois	9.85
Massachusetts	8.58
Florida	6.54
California	6.51
New Jersey	6.14
Washington	4.68
Pennsylvania	4.63
Colorado	4.55

[View All](#)

Fund Holdings^{7,8}

as of Feb 29, 2024

Holding	Coupon Rate	Maturity Date	% of Net Assets
San Joaquin Hills Transportation Corridor Agency	0.00%	01/15/2025	3.11%
County of Miami-Dade FL	7.00%	10/01/2039	2.71%
Trustees of The College of The Holy Cross	5.25%	09/01/2032	2.36%
City of Houston TX Hotel Occupancy Tax & Special Revenue	0.00%	09/01/2024	2.17%
State of New York Sales Tax Revenue	4.00%	03/15/2046	1.73%
Delta Air Lines Inc	5.00%	10/01/2040	1.62%
State of Illinois	4.00%	11/01/2038	1.60%
City of Chicago IL	5.00%	01/01/2044	1.50%
Harris County-Houston Sports Authority	0.00%	11/15/2034	1.48%
E-470 Public Highway Authority	0.00%	09/01/2039	1.44%

[View All](#)

The information included herein does not reflect securities deemed to be held by the Fund pursuant to financial accounting standard 140 (FAS 140).

The information contained herein is provided for informational purposes only and does not constitute a solicitation of an offer to buy or sell Fund shares. Common shares of the Fund are only available for purchase and sale at current market price on a stock exchange. There is no assurance that the Fund will achieve its investment objective. The Fund is subject to numerous risks, including investment risks. Shares of closed-end funds often trade at a discount from their net asset value. The Fund is not a complete investment program and you may lose money

investing in the Fund. An investment in the Fund may not be appropriate for all investors. Investors should review and consider carefully the Fund's investment objective, risks, charges and expenses.

The premium/discount is calculated as $[(\text{market price}/\text{NAV})-1]$.

Links to Morningstar Fact Sheet and CEF Connect: By clicking on the link from this page to the Morningstar fact sheet or CEF Connect, you will leave the Eaton Vance website. Eaton Vance is not responsible for the content of any such third-party website. See "Terms and Conditions" below.

5. Percent of municipal obligation holdings. Includes municipal obligations issued by the District of Columbia, if any.
6. In the event a municipal obligation has dual exemption in more than one state/territory, the primary state/territory as classified by a third-party data provider will be shown.
7. The following list reflects unaudited securities holdings (excluding derivatives positions). Holdings information may differ if presented as of trade date. Due to rounding, holdings of less than 0.005% may show as 0.00%. Portfolio information subject to change due to active management.
8. Percent of total net assets.

Management



Cynthia J. Clemson
Managing Director, Co-Head of
Municipals
Joined Eaton Vance 1985

Biography

Cynthia is Co-Head of Municipals and portfolio manager on the municipal bond team. She is responsible for buy and sell decisions, portfolio construction and risk management for the firm's municipal bond strategies.

Cindy began her career in the investment management industry with Eaton Vance in 1985. Morgan Stanley acquired Eaton Vance in March 2021.

Cindy earned a B.A. from Mount Holyoke College and an MBA from Boston University. She is a member of the Boston Municipal Analysts Forum, the CFA Society Boston, the Municipal Bond Buyer Conference and the National Federation of Municipal Analysts.

Education

- B.A. Mount Holyoke College
- M.B.A. Graduate School of Management, Boston University

Experience

- Managed Fund since 2014

Other funds managed

- [Municipal Income Trust](#)
- [National Municipal Opportunities Trust](#)

Biography

Julie is a Portfolio Manager on the Municipals team. She is responsible for buy and sell decisions, portfolio construction and risk management for the firm's municipal bond strategies. She joined Eaton Vance in 2021. Morgan Stanley acquired Eaton Vance in March 2021.

Prior to joining the firm, she worked Morgan Stanley Investment Management as a Portfolio Manager, and PIMCO as a senior member of the municipal bond portfolio management team. Previously, she served as a portfolio manager for municipal separately managed accounts at Western Asset Management Company, and was a Director and portfolio manager for municipal money market funds with Citigroup Asset Management.

Julie received a B.S. in Accounting from Fairfield University, and holds the Chartered Financial Analyst designation.

Education

- B.S. in Accounting from Fairfield University
- Holds the Chartered Financial Analyst designation

Experience

- Managed Fund since 2021

Other funds managed

- [Municipal Income 2028 Term Trust](#)

Literature

Literature



Fact Sheet

[Download](#) - Last updated: Mar 31, 2024



Annual Report

[Download](#) - Last updated: Sep 30, 2023



Q1 Holdings

[Download](#) - Last updated: Dec 31, 2023



Q3 Holdings

[Download](#) - Last updated: Jun 30, 2023



Holdings - Form N-PORT

[Download](#)



Auction Preferred Shares Market Update

[Download](#) - Last updated: Jun 1, 2023



Distribution Dates and Amounts Announced for Eaton Vance Closed-End Funds

[Download](#) - Last updated: Apr 1, 2024



UNII Report

[Download](#) - Last updated: Mar 31, 2024



Distribution Dates and Amounts Announced for Eaton Vance Closed-End Funds

[Download](#) - Last updated: Mar 1, 2024



Distribution Dates and Amounts Announced for Eaton Vance Closed-End Funds

[Download](#) - Last updated: Feb 1, 2024



Distribution Dates and Amounts Announced for Eaton Vance Closed-End Funds

[Download](#) - Last updated: Jan 2, 2024



Certain Eaton Vance Municipal Closed-End Funds Announce Distribution Updates

[Download](#) - Last updated: Dec 21, 2023



Distribution Dates and Amounts Announced for Eaton Vance Closed-End Funds

[Download](#) - Last updated: Dec 1, 2023



Distribution Dates and Amounts Announced for Eaton Vance Closed-End Funds

[Download](#) - Last updated: Nov 1, 2023



Distribution Dates and Amounts Announced for Eaton Vance Closed-End Funds

[Download](#) - Last updated: Oct 2, 2023



Distribution Dates and Amounts Announced for Eaton Vance Closed-End Funds

[Download](#) - Last updated: Sep 1, 2023



Distribution Dates and Amounts Announced for Eaton Vance Closed-End Funds

[Download](#) - Last updated: Aug 1, 2023



Distribution Dates and Amounts Announced for Eaton Vance Closed-End Funds

[Download](#) - Last updated: Jul 3, 2023



Distribution Dates and Amounts Announced for Eaton Vance Closed-End Funds

[Download](#) - Last updated: Jun 1, 2023



Distribution Dates and Amounts Announced for Eaton Vance Closed-End Funds

[Download](#) - Last updated: May 1, 2023



Distribution Dates and Amounts Announced for Eaton Vance Closed-End Funds

[Download](#) - Last updated: Apr 3, 2023



Distribution Dates and Amounts Announced for Eaton Vance Closed-End Funds

[Download](#) - Last updated: Mar 1, 2023



Distribution Dates and Amounts Announced for Eaton Vance Closed-End Funds

[Download](#) - Last updated: Jan 3, 2023



Distribution Dates and Amounts Announced for Eaton Vance Closed-End Funds

[Download](#) - Last updated: Dec 1, 2022



Distribution Dates and Amounts Announced for Eaton Vance Closed-End Funds

[Download](#) - Last updated: Nov 1, 2022



Distribution Dates and Amounts Announced for Eaton Vance Closed-End Funds

[Download](#) - Last updated: Oct 3, 2022



Distribution Dates and Amounts Announced for Eaton Vance Closed-End Funds

[Download](#) - Last updated: Sep 1, 2022



Distribution Dates and Amounts Announced for Eaton Vance Closed-End Funds

[Download](#) - Last updated: Aug 1, 2022



Distribution Dates and Amounts Announced for Eaton Vance Closed-End Funds

[Download](#) - Last updated: Jul 1, 2022



Distribution Dates and Amounts Announced for Eaton Vance Closed-End Funds

[Download](#) - Last updated: Jun 1, 2022



Distribution Dates and Amounts Announced for Eaton Vance Closed-End Funds

[Download](#) - Last updated: May 2, 2022



Eaton Vance Management Announces Changes to Portfolio Management Team of Certain Municipal Closed-End Funds

[Download](#) - Last updated: Oct 1, 2021



UNII Report

[Download](#) - Last updated: Sep 30, 2021



UNII Report

[Download](#) - Last updated: Aug 31, 2021



UNII Report

[Download](#) - Last updated: Jul 31, 2021



UNII Report

[Download](#) - Last updated: Jun 30, 2021



Certain Eaton Vance Closed-End Funds Announce Telephonic Annual Meeting Of Shareholders On July 15, 2021

[Download](#) - Last updated: Jun 30, 2021



UNII Report

[Download](#) - Last updated: May 31, 2021



UNII Report

[Download](#) - Last updated: Apr 30, 2021



UNII Report

[Download](#) - Last updated: Mar 31, 2021



UNII Report

[Download](#) - Last updated: Feb 28, 2021



UNII Report

[Download](#) - Last updated: Jan 31, 2021



Corrected Results of Joint Special Shareholder Meeting of Certain Eaton Vance Closed-End Funds

[Download](#) - Last updated: Jan 12, 2021



Results of Joint Special Shareholder Meeting of Certain Eaton Vance Closed-End Funds

[Download](#) - Last updated: Jan 8, 2021



UNII Report

[Download](#) - Last updated: Dec 31, 2020



Certain Eaton Vance Closed-End Funds Joint Special Meeting of Shareholders on January 7, 2021 Will Be a Virtual Meeting

[Download](#) - Last updated: Dec 23, 2020



UNII Report

[Download](#) - Last updated: Nov 30, 2020



Eaton Vance Closed-End Funds Announce Board Approval of New Investment Advisory and Sub-Advisory Agreements

[Download](#) - Last updated: Nov 10, 2020



UNII Report

[Download](#) - Last updated: Oct 31, 2020



Eaton Vance Closed-End Funds Announce Record and Meeting Dates For Joint Special Meeting of Shareholders

[Download](#) - Last updated: Oct 29, 2020



UNII Report

[Download](#) - Last updated: Sep 30, 2020



UNII Report

[Download](#) - Last updated: Aug 31, 2020



UNII Report

[Download](#) - Last updated: Jul 31, 2020



Eaton Vance Municipal Bond Fund Announces Preliminary Results of Tender Offer

[Download](#) - Last updated: Jul 27, 2020



Certain Eaton Vance Closed-End Funds Announce Telephonic Annual Meeting of Shareholders on July 16, 2020

[Download](#) - Last updated: Jul 1, 2020



UNII Report

[Download](#) - Last updated: Jun 30, 2020



Eaton Vance Municipal Bond Fund Commences Tender Offer

[Download](#) - Last updated: Jun 25, 2020



UNII Report

[Download](#) - Last updated: May 31, 2020



Eaton Vance Municipal Bond Fund to Conduct Tender Offer

[Download](#) - Last updated: May 21, 2020



UNII Report

[Download](#) - Last updated: Apr 30, 2020



UNII Report

[Download](#) - Last updated: Mar 31, 2020



UNII Report

[Download](#) - Last updated: Jan 31, 2020



Eaton Vance Municipal Bond Fund Announces Commencement of 120-Day Period In Connection With Second Conditional Tender Offer

[Download](#) - Last updated: Jan 21, 2020



Distribution Dates and Amounts Announced for Eaton Vance Closed-End Funds and Portfolio Managers of Eaton Have High Income 2021 Target Term Trust (NYSE: EHT)

[Download](#) - Last updated: Jan 2, 2020



UNII Report

[Download](#) - Last updated: Dec 31, 2019



Eaton Vance Municipal Bond Fund Announces Final Results of Tender Offer

[Download](#) - Last updated: Dec 17, 2019



UNII Report

[Download](#) - Last updated: Dec 17, 2019



Eaton Vance Municipal Bond Fund Announces Preliminary Results of Tender Offer

[Download](#) - Last updated: Dec 16, 2019



Eaton Vance Municipal Bond Fund Commences Tender Offer

[Download](#) - Last updated: Nov 14, 2019



UNII Report

[Download](#) - Last updated: Oct 31, 2019



Eaton Vance Municipal Bond Fund To Conduct Tender Offer

[Download](#) - Last updated: Oct 2, 2019



UNII Report

[Download](#) - Last updated: Sep 30, 2019



UNII Report

[Download](#) - Last updated: Aug 31, 2019



UNII Report

[Download](#) - Last updated: Jul 31, 2019



UNII Report

[Download](#) - Last updated: Jun 30, 2019



Eaton Vance Municipal Bond Fund Announces Commencement of 120-Day Period in Connection With Conditional Tender Offer

[Download](#) - Last updated: Jun 3, 2019



UNII Report

[Download](#) - Last updated: May 31, 2019



Eaton Vance Municipal Bond Fund Announces Final Results of Tender Offer

[Download](#) - Last updated: May 20, 2019



Eaton Vance Municipal Bond Fund Announces Preliminary Results of Tender Offer

[Download](#) - Last updated: May 17, 2019



UNII Report

[Download](#) - Last updated: Apr 30, 2019



Eaton Vance Municipal Closed-End Funds Announce Changes to Investment Objective and Strategies

[Download](#) - Last updated: Apr 24, 2019



Eaton Vance Municipal Bond Fund Commences Tender Offer

[Download](#) - Last updated: Apr 18, 2019



UNII Report

[Download](#) - Last updated: Mar 31, 2019



Outstanding Common Shares of Eaton Vance Municipal Bond Fund (EIM)

[Download](#) - Last updated: Mar 28, 2019



Eaton Vance Municipal Bond Fund Announces Firm and Conditional Tender Offers

[Download](#) - Last updated: Mar 27, 2019



Eaton Vance Closed-End Fund Merger Complete

[Download](#) - Last updated: Mar 25, 2019



Eaton Vance Announces Final Distribution Relating to the Reorganization of Eaton Vance Municipal Bond Fund II

[Download](#) - Last updated: Mar 1, 2019



Eaton Vance Municipal Bond Fund II Announces Results of Special Shareholder Meeting Relating to Merger

[Download](#) - Last updated: Mar 1, 2019



UNII Report

[Download](#) - Last updated: Feb 28, 2019



UNII Report

[Download](#) - Last updated: Jan 31, 2019



Eaton Vance Municipal Closed-End Funds Announce Closing of Mergers

[Download](#) - Last updated: Jan 22, 2019



Eaton Vance Announces Final Distributions Relating to the Reorganizations of Six Municipal Closed-End Funds

[Download](#) - Last updated: Jan 2, 2019



UNII Report

[Download](#) - Last updated: Dec 31, 2018



Eaton Vance Municipal Closed-End Funds Announce Results and Adjournment of Special Shareholder Meetings Relating to Mergers

[Download](#) - Last updated: Dec 21, 2018



Eaton Vance Municipal Closed-End Funds Announce Closing of Mergers

[Download](#) - Last updated: Dec 17, 2018



Eaton Vance Announces Final Distributions Relating to the Reorganizations of Five Municipal Closed-End Funds

[Download](#) - Last updated: Dec 3, 2018



UNII Report

[Download](#) - Last updated: Nov 30, 2018



Eaton Vance Municipal Closed-End Funds Announce Results of Special Shareholder Meetings Relating to Mergers

[Download](#) - Last updated: Nov 21, 2018



UNII Report

[Download](#) - Last updated: Oct 31, 2018



Eaton Vance Municipal Closed-End Funds Announce New Record and Shareholder Meeting Dates

[Download](#) - Last updated: Oct 1, 2018



UNII Report

[Download](#) - Last updated: Sep 30, 2018



UNII Report

[Download](#) - Last updated: Aug 31, 2018



UNII Report

[Download](#) - Last updated: Jul 31, 2018





Eaton Vance Municipal Closed-End Funds Announce New Record and Shareholder Meeting Dates


[Download](#) - Last updated: Jul 27, 2018




Eaton Vance Municipal Closed-End Funds Announce Proposed Mergers


 [Download](#) - Last updated: Jul 26, 2018


 **UNII Report**
[Download](#) - Last updated: Jun 30, 2018


 **UNII Report**
[Download](#) - Last updated: May 31, 2018

 **UNII Report**
[Download](#) - Last updated: Apr 30, 2018

 **Eaton Vance Municipal Closed-End Funds Announce Proposed Mergers**
[Download](#) - Last updated: Apr 26, 2018

 **UNII Report**
[Download](#) - Last updated: Mar 31, 2018

 **UNII Report**
[Download](#) - Last updated: Feb 28, 2018

 **UNII Report**
[Download](#) - Last updated: Jan 31, 2018

 **Closed-End Fund Earnings Undistributed Net Income Information**
[Download](#) - Last updated: Dec 31, 2017

 **Closed-End Fund Earnings Undistributed Net Income Information**
[Download](#) - Last updated: Nov 30, 2017

 **Closed-End Fund Earnings Undistributed Net Income Information**
[Download](#) - Last updated: Sep 30, 2017

 **Closed-End Fund Earnings Undistributed Net Income Information**
[Download](#) - Last updated: Aug 31, 2017

 **Closed-End Fund Earnings Undistributed Net Income Information**
[Download](#) - Last updated: Jul 31, 2017

 **Closed-End Fund Earnings Undistributed Net Income Information**
[Download](#) - Last updated: Jun 30, 2017

 **Closed-End Fund Earnings Undistributed Net Income Information**
[Download](#) - Last updated: May 31, 2017

 **Distribution Dates and Amounts Announced for Eaton Vance Closed-End Funds**
[Download](#) - Last updated: May 1, 2017

 **Closed-End Fund Earnings Undistributed Net Income Information**
[Download](#) - Last updated: Apr 30, 2017

 **Distribution Dates and Amounts Announced for Eaton Vance Closed-End Funds**

 [Download](#) - Last updated: Apr 3, 2017

 **Closed-End Fund Earnings Undistributed Net Income Information**
[Download](#) - Last updated: Mar 31, 2017

 **Closed-End Fund Earnings Undistributed Net Income Information**
[Download](#) - Last updated: Feb 28, 2017

 **Closed-End Fund Earnings Undistributed Net Income Information**
[Download](#) - Last updated: Jan 31, 2017

 **Closed-End Fund Earnings Undistributed Net Income Information**
[Download](#) - Last updated: Dec 31, 2016

 **Closed-End Fund Earnings Undistributed Net Income Information**
[Download](#) - Last updated: Nov 30, 2016

 **Closed-End Fund Earnings Undistributed Net Income Information**
[Download](#) - Last updated: Oct 31, 2016

 **Closed-End Fund Earnings Undistributed Net Income Information**
[Download](#) - Last updated: Sep 30, 2016

 **Closed-End Fund Earnings Undistributed Net Income Information**
[Download](#) - Last updated: Aug 31, 2016

 **Closed-End Fund Earnings Undistributed Net Income Information**
[Download](#) - Last updated: Jul 31, 2016

 **Closed-End Fund Earnings Undistributed Net Income Information**
[Download](#) - Last updated: Jun 30, 2016

 **Closed-End Fund Earnings Undistributed Net Income Information**
[Download](#) - Last updated: May 31, 2016

 **Closed-End Fund Earnings Undistributed Net Income Information**
[Download](#) - Last updated: Apr 30, 2016

 **Closed-End Fund Earnings Undistributed Net Income Information**
[Download](#) - Last updated: Mar 31, 2016

 **Closed-End Fund Earnings Undistributed Net Income Information**
[Download](#) - Last updated: Feb 29, 2016

 **Closed-End Fund Earnings Undistributed Net Income Information**
[Download](#) - Last updated: Dec 31, 2015

 **Closed-End Fund Earnings Undistributed Net Income Information**
[Download](#) - Last updated: Oct 31, 2015

 **Eaton Vance Closed-End Funds Adopt Share Repurchase Programs**



Section 16 Filings - www.sec.gov

[Download](#) - Last updated: Jun 30, 2011



Semi-Annual Report

[Download](#) - Last updated: Mar 31, 2023



HEADQUARTERS

One Post Office Square
Boston, MA 02110

Investments

[Eaton Vance Funds](#)

[Parametric Funds](#)

[Calvert Funds](#)

[Separately Managed
Accounts](#)

[Closed-End Funds and
Term Trusts](#)

Insights

[Advisory Blog](#)

[The BEAT](#)

[Market Update Events](#)

[The Advisor Institute](#)

Taxes & Tools

[Investment Tax Center](#)

[Tax Information](#)

[Investment Tax Calculator](#)

[Laddered Investing Interest
Rate Scenario Tool](#)

[Concentrated Stock
Position Calculator](#)

[Tax-Equivalent Yield
Calculator](#)

Resources

[Forms & E-Delivery](#)

[Mutual Funds & Abandoned
Property](#)

[DST Vision](#)

[Active Advisor](#)

[Corporate Filings](#)

[Annual Reports](#)

[Press Releases](#)

[Diversity and Inclusion](#)

[Accessibility](#) | [Business Continuity](#) | [Privacy & Cookies](#) | [Your Privacy Choices](#) | [Terms & Conditions](#) | [Careers](#) | [Contact](#) |
[Investor Account Access](#) | [Morgan Stanley Investment Management Terms of Use](#)

Eaton Vance is part of Morgan Stanley Investment Management, the asset management division of Morgan Stanley.

This image indicates content designed specifically for Financial Advisors / Investment Professionals. This material is not to be used with the public.

NOT FDIC INSURED | OFFER NO BANK GUARANTEE | MAY LOSE VALUE | NOT INSURED BY ANY FEDERAL GOVERNMENT AGENCY | NOT A DEPOSIT

Eaton Vance does not provide tax or legal advice. Prospective investors should consult with a tax or legal advisor before making any investment decision.

The information on this Web page is for U.S. residents only and does not constitute an offer to sell, or a solicitation of an offer to purchase, securities in any jurisdiction to any person to whom it is not lawful to make such an offer.

© Eaton Vance Management. All rights reserved.

Publication details: Friday, April 26, 2024 5:30 PM

Page ID: EIM - <https://www.eatonvance.com/municipal-bond-fund-eim.php>