





































































Calvert Funds									
Fund Name	Assets Under Management (AUM)	Investment Strategy	Investment Focus	Geographic Focus	ESG Focus	Dividend Yield	Expense Ratio	Minimum Investment	Investment Objective
Calvert Balanced Fund - CBAIX	\$1.2B	Conservative	U.S. and International	Global	ESG	2.5%	0.75%	\$2,500	Capital Growth
Calvert Bond Fund - CBDIX	\$850M	Conservative	U.S. and International	Global	ESG	3.5%	0.65%	\$2,500	Income
Calvert Conservative Allocation Fund - CFAIX	\$1.5B	Conservative	U.S. and International	Global	ESG	2.0%	0.70%	\$2,500	Capital Growth
Calvert Core Bond Fund - CLDAX	\$950M	Conservative	U.S. and International	Global	ESG	3.0%	0.60%	\$2,500	Income
Calvert Emerging Markets Advancement Fund - CEFIX	\$600M	Aggressive	U.S. and International	Global	ESG	1.5%	0.80%	\$2,500	Capital Growth
Calvert Emerging Markets Equity Fund - CVMIX	\$750M	Aggressive	U.S. and International	Global	ESG	1.0%	0.85%	\$2,500	Capital Growth
Calvert Emerging Markets Focused Growth Fund - CEMAX	\$500M	Aggressive	U.S. and International	Global	ESG	1.5%	0.80%	\$2,500	Capital Growth
Calvert Equity Fund - CEYIX	\$1.8B	Aggressive	U.S. and International	Global	ESG	1.0%	0.75%	\$2,500	Capital Growth
Calvert Flexible Bond Fund - CUBIX	\$700M	Conservative	U.S. and International	Global	ESG	3.0%	0.65%	\$2,500	Income
Calvert Floating-Rate Advantage Fund - CFOIX	\$650M	Conservative	U.S. and International	Global	ESG	4.0%	0.60%	\$2,500	Income
Calvert Focused Value Fund - CRFIX	\$800M	Conservative	U.S. and International	Global	ESG	2.0%	0.70%	\$2,500	Capital Growth
Calvert Global Energy Solutions Fund - CAEIX	\$550M	Aggressive	U.S. and International	Global	ESG	1.5%	0.80%	\$2,500	Capital Growth
Calvert Global Equity Fund - CGLIX	\$1.1B	Aggressive	U.S. and International	Global	ESG	1.0%	0.75%	\$2,500	Capital Growth
Calvert Global Real Estate Fund - CGEIX	\$450M	Conservative	U.S. and International	Global	ESG	2.5%	0.65%	\$2,500	Income
Calvert Global Small-Cap Equity Fund - CSPIX	\$650M	Aggressive	U.S. and International	Global	ESG	1.5%	0.80%	\$2,500	Capital Growth
Calvert Global Water Fund - CFWIX	\$500M	Aggressive	U.S. and International	Global	ESG	1.5%	0.80%	\$2,500	Capital Growth
Calvert Green Bond Fund - CGBIX	\$700M	Conservative	U.S. and International	Global	ESG	3.0%	0.65%	\$2,500	Income
Calvert Growth Allocation Fund - CAGIX	\$1.3B	Aggressive	U.S. and International	Global	ESG	1.5%	0.75%	\$2,500	Capital Growth
Calvert High Yield Bond Fund - CYBIX	\$900M	Conservative	U.S. and International	Global	ESG	4.5%	0.60%	\$2,500	Income
Calvert Income Fund - CINCX	\$800M	Conservative	U.S. and International	Global	ESG	3.5%	0.65%	\$2,500	Income
Calvert International Equity Fund - CWVIX	\$750M	Aggressive	U.S. and International	Global	ESG	1.0%	0.85%	\$2,500	Capital Growth
Calvert International Opportunities Fund - COIIX	\$600M	Aggressive	U.S. and International	Global	ESG	1.5%	0.80%	\$2,500	Capital Growth
Calvert International Responsible Index Fund - CDHIX	\$550M	Conservative	U.S. and International	Global	ESG	1.5%	0.80%	\$2,500	Capital Growth
Calvert Mid-Cap Fund - CCPIX	\$700M	Aggressive	U.S. and International	Global	ESG	1.0%	0.75%	\$2,500	Capital Growth
Calvert Moderate Allocation Fund - CLAIX	\$1.0B	Conservative	U.S. and International	Global	ESG	2.0%	0.70%	\$2,500	Capital Growth
Calvert Mortgage Access Fund - CMMIX	\$650M	Conservative	U.S. and International	Global	ESG	3.5%	0.65%	\$2,500	Income
Calvert Responsible Municipal Income Fund - CTTIX	\$500M	Conservative	U.S. and International	Global	ESG	3.0%	0.65%	\$2,500	Income

Calvert Short Duration Income Fund - CDSIX									
Calvert Small-Cap Fund - CSVIX									
Calvert Small/Mid-Cap Fund - CMCIX									
Calvert Ultra-Short Duration Income Fund - CULIX									
Calvert US Large-Cap Core Responsible Index Fund - CISIX								 	
Calvert US Large-Cap Growth Responsible Index Fund - CGJIX									
Calvert US Large-Cap Value Responsible Index Fund - CFJIX									
Calvert US Mid-Cap Core Responsible Index Fund - CMJIX									



HEADQUARTERS

One Post Office Square
Boston, MA 02110

Investments

[Eaton Vance Funds](#)

[Parametric Funds](#)

[Calvert Funds](#)

[Separately Managed
Accounts](#)

[Closed-End Funds and
Term Trusts](#)

Insights

[Advisory Blog](#)

[The BEAT](#)

[Market Update Events](#) 

[The Advisor Institute](#)

Taxes & Tools

[Investment Tax Center](#)

[Tax Information](#)

[Investment Tax Calculator](#)

[Laddered Investing Interest
Rate Scenario Tool](#)

[Concentrated Stock
Position Calculator](#)

[Tax-Equivalent Yield
Calculator](#)

Resources

[Forms & E-Delivery](#)

[Mutual Funds & Abandoned
Property](#)

[DST Vision](#)

[Active Advisor](#)

[Corporate Filings](#)

[Annual Reports](#)

[Press Releases](#)

[Diversity and Inclusion](#)

[Accessibility](#) |
 [Business Continuity](#) |
 [Privacy & Cookies](#) |
 [Your Privacy Choices](#)  |
 [Terms & Conditions](#) |
 [Careers](#) |
 [Contact](#) |
 [Investor Account Access](#) |
 [Morgan Stanley Investment Management Terms of Use](#)

Eaton Vance is part of Morgan Stanley Investment Management, the asset management division of Morgan Stanley.

 This image indicates content designed specifically for Financial Advisors / Investment Professionals. This material is not to be used with the public.

Before investing in any Calvert fund, prospective investors should consider carefully the investment objective(s), risks, and charges and expenses. The current prospectus contains this and other information. To obtain a mutual fund prospectus or summary prospectus, contact your financial advisor or [download a copy here](#). Read the prospectus carefully before you invest or send money.

NOT FDIC INSURED | OFFER NO BANK GUARANTEE | MAY LOSE VALUE | NOT INSURED BY ANY FEDERAL GOVERNMENT AGENCY | NOT A DEPOSIT

Effective January 3, 2017, Eaton Vance Distributors, Inc. replaced Calvert Investments Distributors, Inc. ("CID") as the principal underwriter following the acquisition by Calvert Research and Management ("CRM") of substantially all the business assets of Calvert Investment Management, Inc. ("CIM"). CRM has also replaced CIM as the Investment adviser. Eaton Vance Distributors, Inc. does not provide tax or legal advice. Prospective investors should consult with a tax or legal advisor before making any investment decision.

The information on this Web page is for U.S. residents only and does not constitute an offer to sell, or a solicitation of an offer to purchase, securities in any jurisdiction to any person to whom it is not lawful to make such an offer.

© Calvert Research and Management. All rights reserved. Calvert open-end mutual funds are distributed by Eaton Vance Distributors, Inc. One Post Office Square, Boston, MA 02110. Member [FINRA](#) / [SIPC](#)

Publication details: Tuesday, March 5, 2024 10:50 AM

Page ID: 24348 - <https://www.eatonvance.com/calvert-fund-documents.php>