



# Tax-Managed Diversified Equity Income Fund

**ETY**

Symbol

**\$13.73** ▲\$0.02

NAV as of Jun 11, 2021

**\$14.29** ▲\$0.10

MKT as of Jun 11, 2021

**4.08%**Premium/Discount  
as of Jun 11, 2021**Fact Sheet**

Mar 31, 2021

**Commentary**

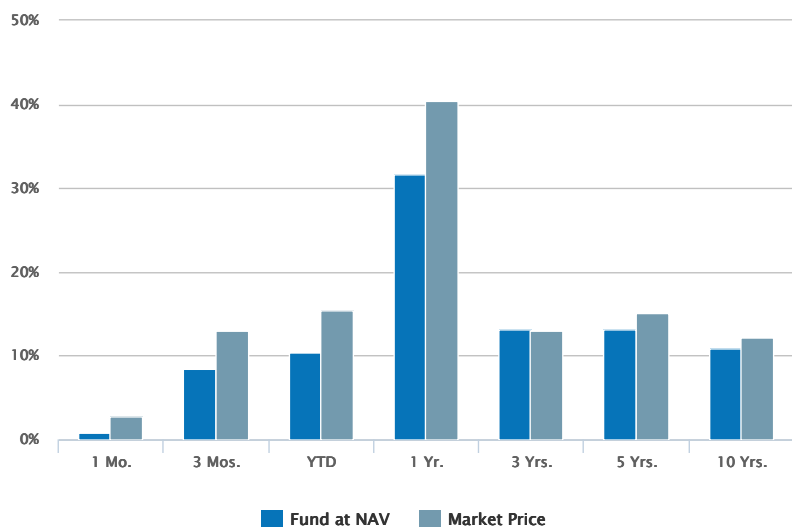
Mar 31, 2021

**CEF Connect - ETY****Investment Tax Calculator**

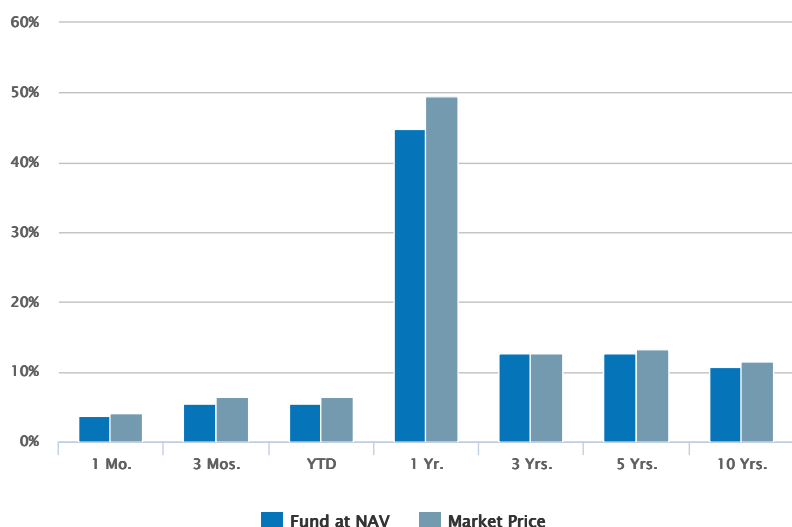
## Historical Returns (%)

as of Mar 31, 2021

05/31/2021



03/31/2021



05/31/2021

Fund at NAV	0.85	8.45	10.44	31.71	13.22	13.20	10.87
Market Price	2.81	12.98	15.36	40.38	13.04	15.03	12.14

03/31/2021

Fund at NAV	3.64	5.54	5.54	44.90	12.63	12.63	10.65
-------------	------	------	------	-------	-------	-------	-------

Past performance is no guarantee of future results. Investment return and principal value will fluctuate so that shares, when sold, may be worth more or less than their original cost. Performance is for the stated time period only; due to market volatility, the Fund's current performance may be lower or higher than quoted. The Fund's performance at market price will differ from its results at NAV. Returns are historical and are calculated by determining the percentage change in net asset value or market price (as applicable) with all distributions reinvested and includes management fees and other expenses. Until the reinvestment of Fund distributions is completed, returns are calculated using the lower of the net asset value or market price of the shares on the distribution ex date. Once the reinvestment is complete, returns are calculated using the average reinvestment price. Performance less than or equal to one year is cumulative.

The Fund has adopted a policy to pay common shareholders a stable monthly distribution, and may pay distributions consisting of amounts characterized for federal income tax purposes as qualified and non-qualified ordinary dividends, capital gains distributions and nondividend distributions, also known as return of capital. There is no assurance that the Fund will always be able to pay distributions of a particular size. [Click here for more information.](#)

Market Price	4.16	6.35	6.35	49.54	12.69	13.21	11.49
--------------	------	------	------	-------	-------	-------	-------

Past performance is no guarantee of future results. Investment return and principal value will fluctuate so that shares, when sold, may be worth more or less than their original cost. Performance is for the stated time period only; due to market volatility, the Fund's current performance may be lower or higher than quoted. The Fund's performance at market price will differ from its results at NAV. Returns are historical and are calculated by determining the percentage change in net asset value or market price (as applicable) with all distributions reinvested and includes management fees and other expenses. Until the reinvestment of Fund distributions is completed, returns are calculated using the lower of the net asset value or market price of the shares on the distribution ex date. Once the reinvestment is complete, returns are calculated using the average reinvestment price. Performance less than or equal to one year is cumulative.

The Fund has adopted a policy to pay common shareholders a stable monthly distribution, and may pay distributions consisting of amounts characterized for federal income tax purposes as qualified and non-qualified ordinary dividends, capital gains distributions and nondividend distributions, also known as return of capital. There is no assurance that the Fund will always be able to pay distributions of a particular size. [Click here for more information.](#)

## Distribution Rates<sup>1,2</sup>

as of Jun 11, 2021

Distribution Rate at NAV	7.37%
Distribution Rate at Market Price	7.08%

## Fund Facts

Performance Inception	11/30/2006
Investment Objective	Current income and gains
CUSIP	27828N102

## Expense Ratios (%)

as of Annual Report dated 10/31/2020

Management Fees	1.00
Other Expenses	0.08
Total Expenses	1.08

## Portfolio Management

[Michael A. Allison, CFA](#)

[Managed Fund since inception](#)

[G. R. Nelson](#)

[Managed Fund since 2019](#)

The information contained herein is provided for informational purposes only and does not constitute a solicitation of an offer to buy or sell Fund shares. Common shares of the Fund are only available for purchase and sale at current market price on a stock exchange. There is no assurance that the Fund will achieve its investment objective. The Fund is subject to numerous risks, including investment risks. Shares of closed-end funds often trade at a discount from their net asset value. The Fund is not a complete investment program and you may lose money investing in the Fund. An investment in the Fund may not be appropriate for all investors. Investors should review and consider carefully the Fund's investment objective, risks, charges and expenses.

The premium/discount is calculated as [(market price/NAV)-1].

Links to Morningstar Fact Sheet and CEF Connect: By clicking on the link from this page to the Morningstar fact sheet or CEF Connect, you will leave the Eaton Vance website. Eaton Vance is not responsible for the content of any such third-party website. See "Terms and Conditions" below w.

Eaton Vance Distributors, Inc., Member FINRA/SIPC, is an affiliate of Eaton Vance Management.

## About Risk:

The value of investments held by the Fund may increase or decrease in response to economic, and financial events (whether real, expected or perceived) in the U.S. and global markets. The value of equity securities is sensitive to stock market volatility.

A decision as to whether, when and how to use options involves the exercise of skill and judgment, and even a well-conceived and well-executed options program may be adversely affected by market behavior or unexpected events. The exercise of index call options sold by the Fund may require the Fund to sell portfolio securities to generate cash at inopportune times or for unattractive prices. In addition, the trading price of options may be adversely affected if the market for such options becomes less liquid or smaller. Investments in foreign instruments or currencies can involve greater risk and volatility than U.S. investments because of adverse market, economic, political, regulatory, geopolitical or other conditions. Market conditions may limit the ability to generate tax losses or to generate dividend income taxed at favorable tax rates. The Fund's ability to utilize various tax-managed techniques may be curtailed or eliminated in the future by tax legislation or regulation. The Fund's exposure to derivatives involves risks different from, or possibly greater than, the risks associated with investing directly in securities and other investments. Derivatives instruments can be highly volatile, result in leverage (which can increase both the risk and return potential of the Fund) , and involve risks in addition to the risks of the underlying instrument on which the derivative is based, such as counterparty, correlation and liquidity risk. If a counterparty is unable to honor its commitments, the value of Fund shares may decline and/or the Fund could experience delays in the return of collateral or other assets held by the counterparty. The impact of the coronavirus on global markets could last for an extended period and could adversely affect the Fund's performance. The Fund may engage in other investment practices that may involve additional risks.

1. Distribution Rate at NAV and Market Price is calculated by dividing the last distribution paid per share (annualized) by NAV or market price, respectively. A Fund's distributions in any period may be more or less than the net return earned by the Fund on its investments, and therefore should not be used as a measure of performance or confused with "yield" or "income."

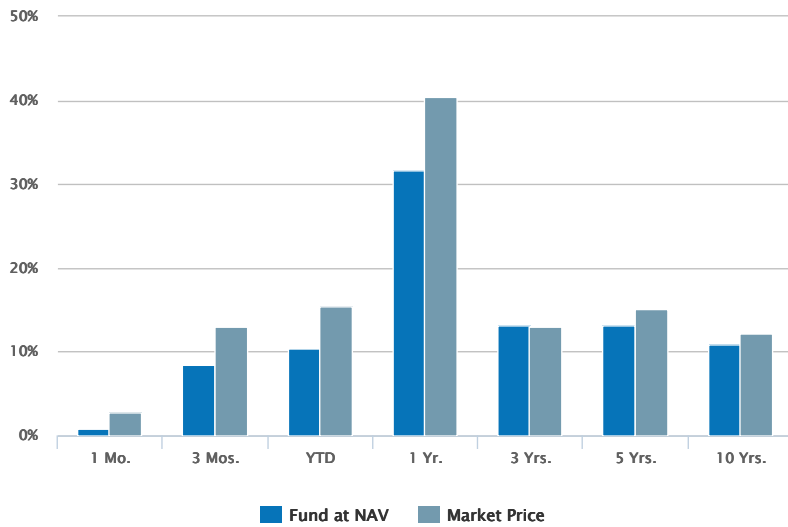
2. The Fund has adopted a policy to pay common shareholders a stable monthly distribution, and may pay distributions consisting of amounts characterized for federal income tax purposes as qualified and non-qualified ordinary dividends, capital gains distributions and non-dividend distributions, also known as return of capital.

---

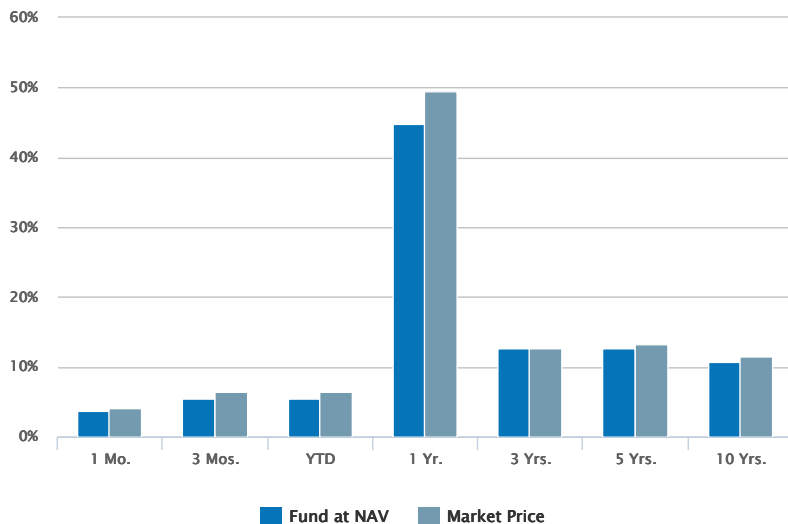
## Historical Returns (%)

as of Mar 31, 2021

05/31/2021



03/31/2021



05/31/2021

Fund at NAV	0.85	8.45	10.44	31.71	13.22	13.20	10.87
Market Price	2.81	12.98	15.36	40.38	13.04	15.03	12.14

03/31/2021

Fund at NAV	3.64	5.54	5.54	44.90	12.63	12.63	10.65
-------------	------	------	------	-------	-------	-------	-------

Past performance is no guarantee of future results. Investment return and principal value will fluctuate so that shares, when sold, may be worth more or less than their original cost. Performance is for the stated time period only; due to market volatility, the Fund's current performance may be lower or higher than quoted. The Fund's performance at market price will differ from its results at NAV. Returns are historical and are calculated by determining the percentage change in net asset value or market price (as applicable) with all distributions reinvested and includes management fees and other expenses. Until the reinvestment of Fund distributions is completed, returns are calculated using the lower of the net asset value or market price of the shares on the distribution ex date. Once the reinvestment is complete, returns are calculated using the average reinvestment price. Performance less than or equal to one year is cumulative.

The Fund has adopted a policy to pay common shareholders a stable monthly distribution, and may pay distributions consisting of amounts characterized for federal income tax purposes as qualified and non-qualified ordinary dividends, capital gains distributions and nondividend distributions, also known as return of capital. There is no assurance that the Fund will always be able to pay distributions of a particular size. [Click here for more information.](#)

Market Price	4.16	6.35	6.35	49.54	12.69	13.21	11.49
--------------	------	------	------	-------	-------	-------	-------

Past performance is no guarantee of future results. Investment return and principal value will fluctuate so that shares, when sold, may be worth more or less than their original cost. Performance is for the stated time period only; due to market volatility, the Fund's current performance may be lower or higher than quoted. The Fund's performance at market price will differ from its results at NAV. Returns are historical and are calculated by determining the percentage change in net asset value or market price (as applicable) with all distributions reinvested and includes management fees and other expenses. Until the reinvestment of Fund distributions is completed, returns are calculated using the lower of the net asset value or market price of the shares on the distribution ex date. Once the reinvestment is complete, returns are calculated using the average reinvestment price. Performance less than or equal to one year is cumulative.

The Fund has adopted a policy to pay common shareholders a stable monthly distribution, and may pay distributions consisting of amounts characterized for federal income tax purposes as qualified and non-qualified ordinary dividends, capital gains distributions and nondividend distributions, also known as return of capital. There is no assurance that the Fund will always be able to pay distributions of a particular size. [Click here for more information.](#)

## Calendar Year Returns (%)

	2011	2012	2013	2014	2015	2016	2017	2018	2019	2020
Fund at NAV	-2.60	15.77	22.70	9.85	5.60	5.81	18.28	-4.66	24.48	12.80
Market Price	-12.06	18.06	28.36	11.73	9.63	1.72	28.60	-8.95	33.76	7.15

## Fund Facts

Performance Inception	11/30/2006
-----------------------	------------

## Distribution Rates<sup>1,2</sup>

as of Jun 11, 2021

Distribution Rate at NAV	7.37%
Distribution Rate at Market Price	7.08%

## Distribution History<sup>3,4</sup>

Ex-Date	Distribution	Reinvest Price
May 20, 2021	\$0.08430	\$13.48
Apr 22, 2021	\$0.08430	\$13.31
Mar 23, 2021	\$0.08430	\$12.72
Feb 18, 2021	\$0.08430	\$12.50
Jan 21, 2021	\$0.08430	\$12.50
Dec 23, 2020	\$0.08430	\$12.29
Nov 20, 2020	\$0.08430	\$11.90
Oct 22, 2020	\$0.08430	\$11.08
Sep 22, 2020	\$0.08430	\$11.06

[View All](#)

No records in this table indicates that there has not been a distribution greater than .0001 within the past 3 years.

Ex-Date	Distribution	Reinvest Price
Aug 21, 2020	\$0.08430	\$11.32

[View All](#)

No records in this table indicates that there has not been a distribution greater than .0001 within the past 3 years.

## Tax Character of Distributions

### Ordinary Dividends

	Non-Qualified	Qualified	Total	Capital Gain Distributions	Nondividend Distributions	Total Distributions
<b>Distributions (\$)</b>						
2019	\$0.00	\$0.10	\$0.10	\$0.55	\$0.36	\$1.01
2018	\$0.00	\$0.08	\$0.08	\$0.49	\$0.44	\$1.01
2017	\$0.00	\$0.10	\$0.10	\$0.28	\$0.63	\$1.01
2016	\$0.00	\$0.10	\$0.10	\$0.07	\$0.84	\$1.01
2015	\$0.00	\$0.21	\$0.21	\$0.80	\$0.00	\$1.01
2014	\$0.00	\$0.33	\$0.33	\$0.00	\$0.68	\$1.01
2013	\$0.00	\$0.31	\$0.31	\$0.70	\$0.00	\$1.01
2012	\$0.00	\$0.10	\$0.10	\$0.00	\$0.95	\$1.05
2011	\$0.00	\$0.01	\$0.01	\$0.00	\$1.15	\$1.16
2010	\$0.00	\$0.09	\$0.09	\$0.00	\$1.53	\$1.62
2009	\$0.00	\$0.19	\$0.19	\$0.00	\$1.66	\$1.85
2008	\$0.00	\$0.25	\$0.25	\$0.00	\$1.60	\$1.85
2007	\$0.14	\$1.61	\$1.75	\$0.00	\$0.10	\$1.85
<b>Distributions (%)</b>						
2019	0.00%	9.94%	9.94%	54.14%	35.92%	100.00%
2018	0.00%	8.08%	8.08%	47.98%	43.94%	100.00%
2017	0.00%	9.46%	9.46%	28.16%	62.38%	100.00%
2016	0.00%	9.43%	9.43%	7.00%	83.57%	100.00%
2015	0.00%	20.93%	20.93%	79.07%	0.00%	100.00%
2014	0.00%	32.31%	32.31%	0.00%	67.69%	100.00%
2013	0.00%	30.88%	30.88%	69.12%	0.00%	100.00%
2012	0.00%	9.35%	9.35%	0.00%	90.65%	100.00%
2011	0.00%	0.96%	0.96%	0.00%	99.04%	100.00%
2010	0.00%	5.29%	5.29%	0.00%	94.71%	100.00%
2009	0.00%	10.16%	10.16%	0.00%	89.84%	100.00%
2008	0.00%	13.36%	13.36%	0.00%	86.64%	100.00%
2007	7.47%	87.28%	94.75%	0.00%	5.25%	100.00%

The information contained herein is provided for informational purposes only and does not constitute a solicitation of an offer

to buy or sell Fund shares. Common shares of the Fund are only available for purchase and sale at current market price on a stock exchange. There is no assurance that the Fund will achieve its investment objective. The Fund is subject to numerous risks, including investment risks. Shares of closed-end funds often trade at a discount from their net asset value. The Fund is not a complete investment program and you may lose money investing in the Fund. An investment in the Fund may not be appropriate for all investors. Investors should review and consider carefully the Fund's investment objective, risks, charges and expenses.

The premium/discount is calculated as  $[(\text{market price}/\text{NAV})-1]$ .

Links to Morningstar Fact Sheet and CEF Connect: By clicking on the link from this page to the Morningstar fact sheet or CEF Connect, you will leave the Eaton Vance website. Eaton Vance is not responsible for the content of any such third-party website. See "Terms and Conditions" below.

## About Risk:

The value of investments held by the Fund may increase or decrease in response to economic, and financial events (whether real, expected or perceived) in the U.S. and global markets. The value of equity securities is sensitive to stock market volatility. A decision as to whether, when and how to use options involves the exercise of skill and judgment, and even a well-conceived and well-executed options program may be adversely affected by market behavior or unexpected events. The exercise of index call options sold by the Fund may require the Fund to sell portfolio securities to generate cash at inopportune times or for unattractive prices. In addition, the trading price of options may be adversely affected if the market for such options becomes less liquid or smaller. Investments in foreign instruments or currencies can involve greater risk and volatility than U.S. investments because of adverse market, economic, political, regulatory, geopolitical or other conditions. Market conditions may limit the ability to generate tax losses or to generate dividend income taxed at favorable tax rates. The Fund's ability to utilize various tax-managed techniques may be curtailed or eliminated in the future by tax legislation or regulation. The Fund's exposure to derivatives involves risks different from, or possibly greater than, the risks associated with investing directly in securities and other investments. Derivatives instruments can be highly volatile, result in leverage (which can increase both the risk and return potential of the Fund), and involve risks in addition to the risks of the underlying instrument on which the derivative is based, such as counterparty, correlation and liquidity risk. If a counterparty is unable to honor its commitments, the value of Fund shares may decline and/or the Fund could experience delays in the return of collateral or other assets held by the counterparty. The impact of the coronavirus on global markets could last for an extended period and could adversely affect the Fund's performance. The Fund may engage in other investment practices that may involve additional risks.

Eaton Vance Distributors, Inc., Member FINRA/SIPC, is an affiliate of Eaton Vance Management.

1. Distribution Rate at NAV and Market Price is calculated by dividing the last distribution paid per share (annualized) by NAV or market price, respectively. A Fund's distributions in any period may be more or less than the net return earned by the Fund on its investments, and therefore should not be used as a measure of performance or confused with "yield" or "income."
  2. The Fund has adopted a policy to pay common shareholders a stable monthly distribution, and may pay distributions consisting of amounts characterized for federal income tax purposes as qualified and non-qualified ordinary dividends, capital gains distributions and non-dividend distributions, also known as return of capital.
  3. See "Tax Character of Distributions". For information about any distributions in the current year estimated to include non-dividend distributions or capital gains, please refer to [Eaton Vance Closed-End Fund Distribution Notices \(19a\)](#).
  4. The Fund has adopted a policy to pay common shareholders a stable monthly distribution. In an effort to maintain a stable distribution amount, the Fund may pay distributions consisting of amounts characterized for federal income tax purposes as qualified and non-qualified ordinary dividends, capital gains distributions and nondividend distributions, also known as return of capital. A nondividend or return of capital distribution may include, for example, a return of some or all of the money that an investor invested in Fund shares, which can cause the Fund's NAV to erode. There is no assurance that the Fund will always be able to pay distributions of a particular size.
-



The information contained herein is provided for informational purposes only and does not constitute a solicitation of an offer to buy or sell Fund shares. Common shares of the Fund are only available for purchase and sale at current market price on a stock exchange. There is no assurance that the Fund will achieve its investment objective. The Fund is subject to numerous risks, including investment risks. Shares of closed-end funds often trade at a discount from their net asset value. The Fund is not a complete investment program and you may lose money investing in the Fund. An investment in the Fund may not be appropriate for all investors. Investors should review and consider carefully the Fund's investment objective, risks, charges and expenses.

The premium/discount is calculated as  $[(\text{market price}/\text{NAV})-1]$ .

Links to Morningstar Fact Sheet and CEF Connect: By clicking on the link from this page to the Morningstar fact sheet or CEF Connect, you will leave the Eaton Vance website. Eaton Vance is not responsible for the content of any such third-party website. See "Terms and Conditions" below.

### About Risk:

The value of investments held by the Fund may increase or decrease in response to economic, and financial events (whether real, expected or perceived) in the U.S. and global markets. The value of equity securities is sensitive to stock market volatility. A decision as to whether, when and how to use options involves the exercise of skill and judgment, and even a well-conceived and well-executed options program may be adversely affected by market behavior or unexpected events. The exercise of index call options sold by the Fund may require the Fund to sell portfolio securities to generate cash at inopportune times or for unattractive prices. In addition, the trading price of options may be adversely affected if the market for such options becomes less liquid or smaller. Investments in foreign instruments or currencies can involve greater risk and volatility than U.S. investments because of adverse market, economic, political, regulatory, geopolitical or other conditions. Market conditions may limit the ability to generate tax losses or to generate dividend income taxed at favorable tax rates. The Fund's ability to utilize various tax-managed techniques may be curtailed or eliminated in the future by tax legislation or regulation. The Fund's exposure to derivatives involves risks different from, or possibly greater than, the risks associated with investing directly in securities and other investments. Derivatives instruments can be highly volatile, result in leverage (which can increase both the risk and return potential of the Fund), and involve risks in addition to the risks of the underlying instrument on which the derivative is based, such as counterparty, correlation and liquidity risk. If a counterparty is unable to honor its commitments, the value of Fund shares may decline and/or the Fund could experience delays in the return of collateral or other assets held by the counterparty. The impact of the coronavirus on global markets could last for an extended period and could adversely affect the Fund's performance. The Fund may engage in other investment practices that may involve additional risks.

Eaton Vance Distributors, Inc., Member FINRA/SIPC, is an affiliate of Eaton Vance Management.

---



**Michael A. Allison, CFA**  
Vice President, Eaton Vance  
Management  
Joined Eaton Vance 2000

## Biography

Michael Allison is a vice president of Eaton Vance Management, a director of equity strategy implementation and a structured equity portfolio manager on a number of Eaton Vance's global and domestic equity income and tax-managed equity portfolios. On those funds, he is responsible for portfolio construction, tax oversight and risk management. He is a member of the firm's Equity Strategy Committee. He joined Eaton Vance in 2000.

Mike began his career in the investment management industry in 1988. Before joining Eaton Vance, Mike was an equity analyst for Schroder Investment Management North America Inc. He was also affiliated with Fleet Investment Advisors and Phoenix Home Life Mutual Fund Insurance Co.

Mike earned a B.S.B.A. from the University of Denver. He is a member of the CFA Society of Boston and is a CFA charterholder.

---

## Education

- B.S.B.A., The University of Denver

## Experience

- Managed Fund since inception

---

## Other funds managed

- [Enhanced Equity Income Fund](#)
  - [Enhanced Equity Income Fund II](#)
  - [Risk-Managed Diversified Equity Income Fund](#)
  - [Tax-Advantaged Dividend Income Fund](#)
  - [Tax-Advantaged Global Dividend Income Fund](#)
  - [Tax-Advantaged Global Dividend Opportunities Fund](#)
  - [Tax-Managed Buy-Write Income Fund](#)
  - [Tax-Managed Buy-Write Opportunities Fund](#)
  - [Tax-Managed Buy-Write Strategy Fund](#)
  - [Tax-Managed Global Buy-Write Opportunities Fund](#)
  - [Tax-Managed Global Diversified Equity Income Fund](#)
-



**G. R. Nelson**  
Vice President, Eaton Vance  
Management  
Joined Eaton Vance 2004

## Biography

G.R. Nelson is a vice president of Eaton Vance Management and an equity analyst on Eaton Vance's value team. He is responsible for coverage of the consumer staples and discretionary sectors. He also serves as a portfolio manager, responsible for buy and sell decisions, portfolio construction and risk management. He joined Eaton Vance in 2004.

G.R. began his career in the investment management industry in 1997. Before joining Eaton Vance, he was affiliated with Alex Brown, One Equity Partners and Bank One. He also completed internships with McKinsey and Company and Faye Sarofim & Company.

G.R. earned a B.B.A., magna cum laude, from the University of Notre Dame and an MBA, with distinction, from Harvard University's Graduate School of Business, where he co-wrote a case on the Chicago Board of Options Exchange.

---

## Education

- B.B.A. University of Notre Dame
- M.B.A. Harvard University Graduate School of Business

## Experience

- Managed Fund since 2019
- 

## Other funds managed

- [Enhanced Equity Income Fund](#)
  - [Risk-Managed Diversified Equity Income Fund](#)
- 
-

## Literature

---



### Fact Sheet

[Download](#) - Last updated: Mar 31, 2021

---



### Commentary

[Download](#) - Last updated: Mar 31, 2021

---



### Report of Organizational Actions Affecting Basis of Securities

[Download](#) - Last updated: Jan 21, 2021

---



### Report of Organizational Actions Affecting Basis of Securities

[Download](#) - Last updated: Jan 15, 2020

---



### Report of Organizational Actions Affecting Basis of Securities

[Download](#) - Last updated: Oct 31, 2012

---



### Annual Report

[Download](#) - Last updated: Oct 31, 2020

---



### Important Quarterly Equity Option Fund Data

[Download](#) - Last updated: Mar 31, 2021

---



### Equity Option Closed-End Fund Guide

[Download](#) - Last updated: Mar 31, 2021

---



### Full Prospectus

[Download](#) - Last updated: Feb 19, 2021

---



### Q1 Holdings

[Download](#) - Last updated: Jan 31, 2021

---



### Q3 Holdings

[Download](#) - Last updated: Jul 31, 2020

---



### Holdings - Form N-PORT

[Download](#)

---



### Return of Capital Distributions Demystified

[Download](#) - Last updated: Mar 17, 2021

---



### Eaton Vance Announces Upcoming Retirement of Michael A. Allison

[Download](#) - Last updated: May 13, 2021

---




### Eaton Vance Announces Updated Results of Closed-End Fund Share Repurchase Programs


[Download](#) - Last updated: Jan 9, 2014

---



### Distribution Dates and Amounts Announced for Eaton Vance Closed-End Funds

 [Download](#) - Last updated: Jun 1, 2021

 **Eaton Vance Closed-End Funds Release Estimated Sources of Distributions**  
[Download](#) - Last updated: May 28, 2021

 **Distribution Dates and Amounts Announced for Eaton Vance Closed-End Funds**  
[Download](#) - Last updated: May 3, 2021

 **Eaton Vance Closed-End Funds Release Estimated Sources of Distributions**  
[Download](#) - Last updated: Apr 30, 2021

 **Distribution Dates and Amounts for Eaton Vance Closed-End Funds**  
[Download](#) - Last updated: Apr 1, 2021


 **Eaton Vance Closed-End Funds Release Estimated Sources of Distributions**  
[Download](#) - Last updated: Mar 31, 2021


 **Distribution Dates and Amounts Announced for Eaton Vance Closed-End Funds**  
[Download](#) - Last updated: Mar 1, 2021

 **Eaton Vance Closed-End Funds Release Estimated Sources of Distributions**  
[Download](#) - Last updated: Feb 26, 2021

 **Distribution Dates and Amounts Announced for Eaton Vance Closed-End Funds**  
[Download](#) - Last updated: Feb 1, 2021

 **Eaton Vance Closed-End Funds Release Estimated Sources of Distribution**  
[Download](#) - Last updated: Jan 29, 2021

 **Results of Joint Special Shareholder Meeting of Certain Eaton Vance Closed-End Funds**  
[Download](#) - Last updated: Jan 25, 2021

 **Corrected Results of Joint Special Shareholder Meeting of Certain Eaton Vance Closed-End Funds**  
[Download](#) - Last updated: Jan 12, 2021

 **Distribution Dates and Amounts Announced for Eaton Vance Closed-End Funds**  
[Download](#) - Last updated: Jan 4, 2021

 **Eaton Vance Closed-End Funds Release Estimated Sources of Distribution**  
[Download](#) - Last updated: Dec 31, 2020

 **Certain Eaton Vance Closed-End Funds Joint Special Meeting of Shareholders on January 7, 2021 Will Be a Virtual Meeting**  
[Download](#) - Last updated: Dec 23, 2020

 **Distribution Dates and Amounts Announced for Eaton Vance Closed-End Funds**  
[Download](#) - Last updated: Dec 1, 2020

 **Eaton Vance Closed-End Funds Release Estimated Sources of Distribution**

[Download](#) - Last updated: Nov 30, 2020



## Eaton Vance Closed-End Funds Announce Board Approval of New Investment Advisory and Sub-Advisory Agreements

[Download](#) - Last updated: Nov 10, 2020



## Distribution Dates and Amounts Announced for Eaton Vance Closed-End Funds

[Download](#) - Last updated: Nov 2, 2020



## Eaton Vance Closed-End Funds Release Estimated Sources of Distribution

[Download](#) - Last updated: Oct 30, 2020



## Eaton Vance Closed-End Funds Announce Record and Meeting Dates For Joint Special Meeting of Shareholders

[Download](#) - Last updated: Oct 29, 2020



## Distribution Dates and Amounts Announced for Eaton Vance Closed-End Funds

[Download](#) - Last updated: Oct 1, 2020



## Eaton Vance Closed-End Funds Release Estimated Sources of Distribution

[Download](#) - Last updated: Sep 30, 2020



## Distribution Dates and Amounts Announced for Eaton Vance Closed-End Funds

[Download](#) - Last updated: Sep 1, 2020



## Eaton Vance Closed-End Funds Release Estimated Sources of Distribution

[Download](#) - Last updated: Aug 31, 2020



## Distribution Dates and Amounts Announced for Eaton Vance Closed-End Funds

[Download](#) - Last updated: Aug 3, 2020



## Eaton Vance Closed-End Funds Release Estimated Sources of Distribution

[Download](#) - Last updated: Jul 31, 2020



## Certain Eaton Vance Closed-End Funds Announce Telephonic Annual Meeting of Shareholders on August 13, 2020

[Download](#) - Last updated: Jul 27, 2020



## Distribution Dates and Amounts Announce for Eaton Vance Closed-End Funds

[Download](#) - Last updated: Jul 1, 2020



## Eaton Vance Closed-End Funds Release Estimated Sources of Distribution

[Download](#) - Last updated: Jun 30, 2020



## Distribution Dates and Amounts Announced for Eaton Vance Closed-End Funds

[Download](#) - Last updated: Jun 1, 2020



## Eaton Vance Closed-End Funds Release Estimated Sources of Distribution

[Download](#) - Last updated: May 29, 2020



## Distribution Dates and Amounts Announced for Eaton Vance Closed-End Funds

[Download](#) - Last updated: May 1, 2020

---

 **Eaton Vance Closed-End Funds Release Estimated Sources of Distribution**

[Download](#) - Last updated: Apr 30, 2020

---

 **Distribution Dates and Amounts Announced for Eaton Vance Closed-End Funds**

[Download](#) - Last updated: Apr 1, 2020

---

 **Eaton Vance Closed-End Funds Release Estimated Sources of Distribution**

[Download](#)  - Last updated: Mar 31, 2020

---

 **Distribution Dates and Amounts Announced for Eaton Vance Closed-End Funds**

[Download](#) - Last updated: Mar 2, 2020

---

 **Eaton Vance Closed-End Funds Release Estimated Sources of Distribution**

[Download](#) - Last updated: Feb 28, 2020

---

 **Distribution Dates and Amounts Announced For Eaton Vance Closed-End Funds**


[Download](#) - Last updated: Feb 3, 2020

---

 **Eaton Vance Closed-End Funds Release Estimated Sources of Distribution**

[Download](#) - Last updated: Jan 31, 2020

---

 **Distribution Dates and Amounts Announced for Eaton Vance Closed-End Funds and Portfolio Managers of Eaton Have High Income 2021 Target Term Trust (NYSE: EHT)**

[Download](#) - Last updated: Jan 2, 2020

---

 **Eaton Vance Closed-End Funds Release Estimated Sources of Distributions**

[Download](#) - Last updated: Dec 31, 2019

---

 **Distribution Dates and Amounts Announced for Eaton Vance Closed-End Funds**

[Download](#) - Last updated: Dec 2, 2019

---

 **Eaton Vance Closed-End Funds Release Estimated Sources of Distributions**

[Download](#) - Last updated: Nov 29, 2019

---

 **Eaton Vance Management Adds Portfolio Manager to Certain Closed-end Funds**

[Download](#) - Last updated: Nov 15, 2019

---

 **Distribution Dates and Amounts Announced For Eaton Vance Closed-End Funds**

[Download](#) - Last updated: Nov 1, 2019

---

 **Eaton Vance Closed-End Funds Release Estimated Sources of Distributions**

[Download](#) - Last updated: Oct 31, 2019

---

 **Distribution Dates and Amounts Announced for Eaton Vance Closed-End Funds**

[Download](#) - Last updated: Oct 1, 2019

---

 **Eaton Vance Closed-End Funds Release Estimated Sources of Distributions**

[Download](#) - Last updated: Sep 30, 2019

---



## Distribution Dates and Amounts Announced for Eaton Vance Closed-End Funds

[Download](#) - Last updated: Sep 3, 2019

---



## Eaton Vance Closed-End Funds Release Estimated Sources of Distributions

[Download](#) - Last updated: Aug 30, 2019

---



## Distribution Dates and Amounts Announced for Eaton Vance Closed-End Funds

[Download](#) - Last updated: Aug 1, 2019

---



## Eaton Vance Closed-End Funds Release Estimated Sources of Distributions

[Download](#) - Last updated: Jul 31, 2019

---



## Distribution Rates and Amounts Announced for Eaton Vance Closed-End Funds

[Download](#) - Last updated: Jul 1, 2019

---



## Eaton Vance Closed-End Funds Release Estimated Sources of Distribution

[Download](#) - Last updated: Jun 28, 2019

---



## Eaton Vance Updates Results of Equity Option CEF Share Repurchase Program

[Download](#) - Last updated: Oct 4, 2013

---



## Eaton Vance Announces Updated Results of Equity Option Closed-End Fund Share Repurchase Program

[Download](#) - Last updated: Sep 19, 2013

---



## Eaton Vance Announces Results of Equity Option Closed-End Fund Share Repurchase Program

[Download](#) - Last updated: May 1, 2013

---



## Eaton Vance Announces Results of Equity Option Closed-End Fund Share Repurchase Program

[Download](#) - Last updated: Mar 8, 2013

---



## Eaton Vance Equity Option CEFs Adopt Share Repurchase Program

[Download](#) - Last updated: Aug 8, 2012

---



## SAI

[Download](#) - Last updated: Feb 19, 2021

---



## Semi-Annual Report

[Download](#) - Last updated: Apr 30, 2020

---





#### HEADQUARTERS

Two International Place  
Boston, MA 02110

#### Investments

- [Eaton Vance Funds](#)
- [Parametric Funds](#)
- [Calvert Funds](#)
- [Separately Managed Accounts](#)
- [Closed-End Funds and Term Trusts](#)

#### Insights

- [Advisory Blog](#)
- [Monthly Market Monitor](#)
- [Market Update Events !\[\]\(49aa2e1da5fe39294864e9598c593810\_img.jpg\)](#)
- [Eaton Vance on Washington](#)
- [Market Views](#)
- [The Advisor Institute](#)

#### Taxes & Tools

- [Investment Tax Center](#)
- [Tax Information](#)
- [Investment Tax Calculator](#)
- [Laddered Investing Interest Rate Scenario Tool](#)
- [Concentrated Stock Position Calculator](#)
- [Tax-Equivalent Yield Calculator](#)

#### Resources

- [Mutual Fund Sales Charges](#)
- [Parametric Sales Charges](#)
- [Forms & E-Delivery](#)
- [Fund Corporate Governance](#)
- [Mutual Funds & Abandoned Property](#)
- [DST Vision](#)
- [AdvisorCentral](#)

<a href="#">Accessibility</a>	<a href="#">Business Continuity</a>	<a href="#">Privacy &amp; Security</a>	<a href="#">Terms &amp; Conditions</a>	<a href="#">Careers</a>	<a href="#">Contact</a>	<a href="#">Investor Account Access</a>
-------------------------------	-------------------------------------	--	--	-------------------------	-------------------------	---

Eaton Vance is part of Morgan Stanley Investment Management, the asset management division of Morgan Stanley.

 This image indicates content designed specifically for Financial Advisors / Investment Professionals. This material is not to be used with the public.

Before investing in any Eaton Vance fund, prospective investors should consider carefully the investment objective(s), risks, and charges and expenses. For open-end mutual funds, the current prospectus contains this and other information. To obtain a mutual fund prospectus or summary prospectus and the most recent annual and semiannual shareholder reports, contact your financial advisor or [download a copy here](#). Read the prospectus carefully before you invest or send money. For closed-end funds, you should contact your financial advisor. To obtain the most recent annual and semi-annual shareholder report for a closed-end fund contact your financial advisor or [download a copy here](#). Before purchasing any variable product, consider the objectives, risks, charges, and expenses associated with the underlying investment option(s) and those of the product itself. For a prospectus containing this and other information, contact your investment or insurance professional. Read the prospectus carefully before investing.

NOT FDIC INSURED | OFFER NO BANK GUARANTEE | MAY LOSE VALUE | NOT INSURED BY ANY FEDERAL GOVERNMENT AGENCY | NOT A DEPOSIT

Eaton Vance does not provide tax or legal advice. Prospective investors should consult with a tax or legal advisor before making any investment decision.

The information on this Web page is for U.S. residents only and does not constitute an offer to sell, or a solicitation of an offer to purchase, securities in any jurisdiction to any person to whom it is not lawful to make such an offer.

© Eaton Vance Management. All rights reserved. Eaton Vance open-end mutual funds are offered through Eaton Vance Distributors, Inc. Two International Place, Boston, MA 02110. Member [FINRA](#) / [SIPC](#)

Publication details: Monday, June 14, 2021 7:03 AM

Page ID: ETY - <https://funds.eatonvance.com/tax-managed-diversified-equity-income-fund-ety.php>