



PRODUCT FINDER

WEALTH STRATEGIES

INVESTMENTS

INSIGHTS

TAXES AND TOOLS

Tax-Advantaged Dividend Income Fund

EVT

Symbol

\$24.99 ▼\$-0.10

NAV as of Apr 17, 2024

\$22.41 ▼\$-0.02

MKT as of Apr 17, 2024

-10.32%Premium/Discount
as of Apr 17, 2024**Fact Sheet**

Dec 31, 2023

**Commentary**

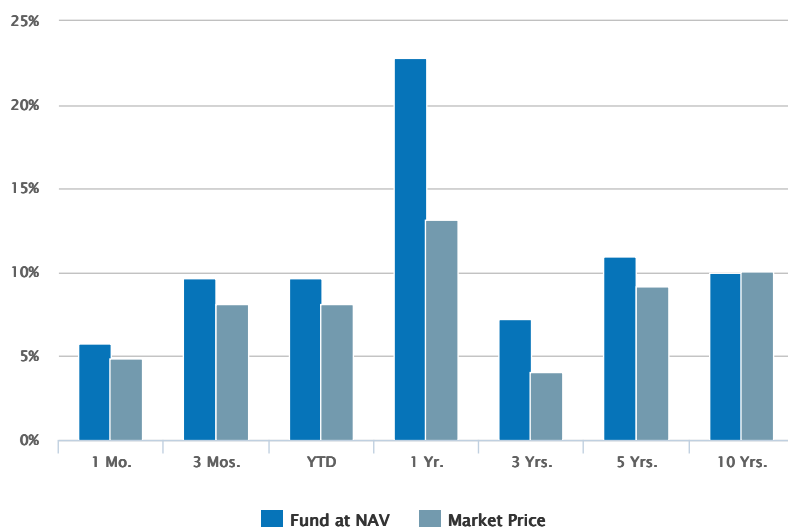
Dec 31, 2023

**Investment Tax Calculator**

Overview

Historical Returns (%)

as of Mar 31, 2024

03/31/2024

Fund at NAV	5.77	9.62	9.62	22.79	7.26	10.97	10.00
Market Price	4.90	8.15	8.15	13.13	4.04	9.17	10.03

Past performance is no guarantee of future results. Investment return and principal value will fluctuate so that shares, when sold, may be worth more or less than their original cost. Performance is for the stated time period only; due to market volatility, the Fund's current performance may be lower or higher than quoted. The Fund's performance at market price will differ from its results at NAV. Returns are historical and are calculated by determining the percentage change in net asset value or market price (as applicable) with all distributions reinvested and includes management fees and other expenses. Until the reinvestment of Fund distributions is completed, returns are calculated using the lower of the net asset value or market price of the shares on the distribution ex date. Once the reinvestment is complete, returns are calculated using the average reinvestment price. Performance less than or equal to one year is cumulative.

Distribution Rates^{1,2}

as of Apr 17, 2024

Distribution Rate at NAV	7.15%
Distribution Rate at Market Price	7.97%

Fund Facts

as of Mar 31, 2024

Performance Inception	09/30/2003
Investment Objective	High level of after-tax total return
Total Net Assets	\$2.0B
CUSIP	27828G107

Expense Ratios (%)³

as of Annual Report dated 10/31/2023

Management Fees	1.06
Other Expenses	0.07
Total Expenses (ex Interest and Fee Expense)	1.13
Interest and Fee Expense	1.40
Total Expenses	2.53

Portfolio Management

[Aaron Dunn, CFA](#)

[Managed Fund since 2017](#)

[Brad Galko, CFA](#)

[Managed Fund since 2020](#)

[Derek J.V. DiGregorio](#)

[Managed Fund since 2021](#)

[Joseph Mehlman, CFA](#)

[Managed Fund since 2022](#)

The information contained herein is provided for informational purposes only and does not constitute a solicitation of an offer to buy or sell Fund shares. Common shares of the Fund are only available for purchase and sale at current market price on a stock exchange. There is no assurance that the Fund will achieve its investment objective. The Fund is subject to numerous risks, including investment risks. Shares of closed-end funds often trade at a discount from their net asset value. The Fund is not a complete investment program and you may lose money investing in the Fund. An investment in the Fund may not be appropriate for all investors. Investors should review and consider carefully the Fund's investment objective, risks, charges and expenses.

The premium/discount is calculated as [(market price/NAV)-1].

Links to Morningstar Fact Sheet and CEF Connect: By clicking on the link from this page to the Morningstar fact sheet or CEF Connect, you will leave the Eaton Vance website. Eaton Vance is not responsible for the content of any such third-party website. See "Terms and Conditions" below.

Eaton Vance Distributors, Inc., Member FINRA/SIPC, is an affiliate of Eaton Vance Management.

RISK CONSIDERATIONS

The value of investments held by the Fund may increase or decrease in response to economic, and financial events (whether real, expected or perceived) in the U.S. and global markets. The value of equity securities is sensitive to stock market volatility. Changes in the dividend policies of companies could make it difficult to provide a predictable level of income. Dividend capture strategies may result in higher portfolio turnover, increased trading costs and potential for capital loss or gains. When interest rates rise, the value of preferred stocks will generally decline.

Investments in foreign instruments or currencies can involve greater risk and volatility than U.S. investments because of adverse market, economic, political, regulatory, geopolitical, currency exchange rates or other conditions. Investments rated below investment grade (sometimes referred to as "junk") are typically subject to greater price volatility and illiquidity than higher rated investments. Borrowing to increase investments ("leverage") may exaggerate the effect of any increase or decrease in the value of Fund investments. Market conditions may limit the ability to generate tax losses or to generate dividend income taxed at favorable tax rates. The impact of the coronavirus on global

markets could last for an extended period and could adversely affect the Fund's performance. The Fund's ability to utilize various tax-managed techniques maybe curtailed or eliminated in the future by tax legislation or regulation. The Fund may engage in other investment practices that may involve additional risks.

1. Distribution Rate at NAV and Market Price is calculated by dividing the last distribution paid per share (annualized) by NAV or market price, respectively. A Fund's distributions in any period may be more or less than the net return earned by the Fund on its investments, and therefore should not be used as a measure of performance or confused with "yield" or "income."

2. The Fund has adopted a policy to pay common shareholders a stable monthly distribution, and may pay distributions consisting of amounts characterized for federal income tax purposes as qualified and non-qualified ordinary dividends, capital gains distributions and non-dividend distributions, also known as return of capital.

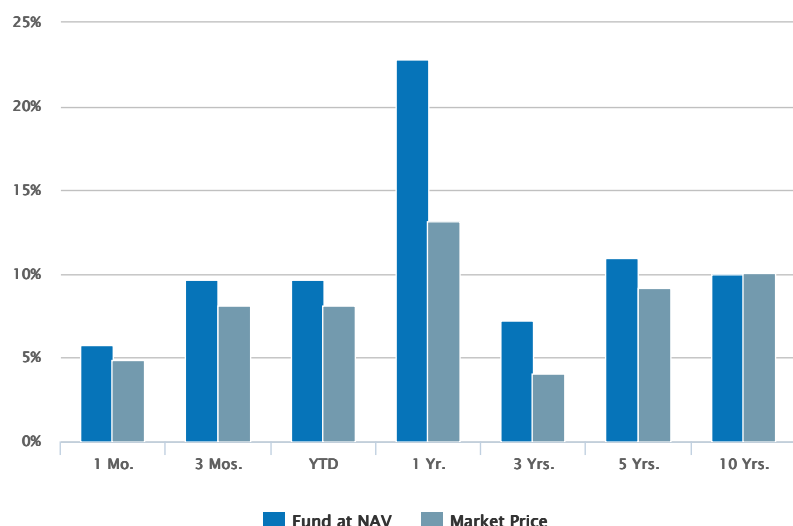
3. Interest and fee expense relates to borrowings for the purpose of financial leverage.

Performance

Historical Returns (%)

as of Mar 31, 2024

03/31/2024



Fund at NAV	5.77	9.62	9.62	22.79	7.26	10.97	10.00
Market Price	4.90	8.15	8.15	13.13	4.04	9.17	10.03

Past performance is no guarantee of future results. Investment return and principal value will fluctuate so that shares, when sold, may be worth more or less than their original cost. Performance is for the stated time period only; due to market volatility, the Fund's current performance may be lower or higher than quoted. The Fund's performance at market price will differ from its results at NAV. Returns are historical and are calculated by determining the percentage change in net asset value or market price (as applicable) with all distributions reinvested and includes management fees and other expenses. Until the reinvestment of Fund distributions is completed, returns are calculated using the lower of the net asset value or market price of the shares on the distribution ex date. Once the reinvestment is complete, returns are calculated using the average reinvestment price. Performance less than or equal to one year is cumulative.

Calendar Year Returns (%)

	2014	2015	2016	2017	2018	2019	2020	2021	2022	2023
Fund at NAV	13.85	1.67	12.15	17.86	-7.70	35.11	5.30	25.14	-10.94	11.05
Market Price	17.66	-0.01	16.71	21.70	-11.90	44.69	1.47	33.87	-17.32	5.71

Fund Facts

Performance Inception	09/30/2003
-----------------------	------------

Distribution Rates^{1,2}

Distribution Rate at NAV

Distribution Rate at Market Price

Distribution History^{4,5}

Ex-Date	Distribution	Reinvest Price
Mar 20, 2024	\$0.14880	
Feb 21, 2024	\$0.14880	
Jan 22, 2024	\$0.14880	
Dec 21, 2023	\$0.14880	
Nov 21, 2023	\$0.14880	
Oct 20, 2023	\$0.14880	
Sep 21, 2023	\$0.14880	
Aug 21, 2023	\$0.14880	
Jul 21, 2023	\$0.14880	
Jun 21, 2023	\$0.14880	

[View All](#)

No records in this table indicates that there has not been a distribution greater than .0001 within the past 3 years.

Tax Character of Distributions

Ordinary Dividends

	Non-Qualified	Qualified	Total	Capital Gain Distributions	Nondividend Distributions	Total Distributions
Distributions (\$)						
2023	\$0.00	\$0.44	\$0.44	\$1.35	\$0.00	\$1.79
2022	\$0.00	\$0.56	\$0.56	\$1.37	\$0.00	\$1.92
2021	\$0.00	\$0.48	\$0.48	\$1.20	\$0.00	\$1.68
2020	\$0.00	\$0.74	\$0.74	\$1.15	\$0.00	\$1.89
2019	\$0.00	\$0.56	\$0.56	\$1.18	\$0.00	\$1.74
2018	\$0.00	\$0.47	\$0.47	\$1.27	\$0.00	\$1.74
2017	\$0.00	\$0.72	\$0.72	\$0.88	\$0.00	\$1.60
2016	\$0.00	\$0.75	\$0.75	\$1.14	\$0.00	\$1.89
2015	\$0.00	\$0.85	\$0.85	\$0.60	\$0.00	\$1.45
2014	\$0.00	\$1.47	\$1.47	\$0.00	\$0.00	\$1.47
2013	\$0.00	\$1.18	\$1.18	\$0.00	\$0.00	\$1.18
2012	\$0.00	\$1.29	\$1.29	\$0.00	\$0.00	\$1.29

Ordinary Dividends

	Non-Qualified	Qualified	Total	Capital Gain Distributions	Nondividend Distributions	Total Distributions
2011	\$0.00	\$1.29	\$1.29	\$0.00	\$0.00	\$1.29
2010	\$0.00	\$1.29	\$1.29	\$0.00	\$0.00	\$1.29
2009	\$0.00	\$1.29	\$1.29	\$0.00	\$0.00	\$1.29
2008	\$0.00	\$1.78	\$1.78	\$0.00	\$0.00	\$1.78
2007	\$0.00	\$1.83	\$1.83	\$0.00	\$0.00	\$1.83
2006	\$0.00	\$1.56	\$1.56	\$0.00	\$0.00	\$1.56
2005	\$0.00	\$1.35	\$1.35	\$0.00	\$0.00	\$1.35
Distributions (%)						
2023	0.00%	24.87%	24.87%	75.13%	0.00%	100.00%
2022	0.00%	28.91%	28.91%	71.09%	0.00%	100.00%
2021	0.00%	28.81%	28.81%	71.19%	0.00%	100.00%
2020	0.00%	39.08%	39.08%	60.92%	0.00%	100.00%
2019	0.00%	32.28%	32.28%	67.72%	0.00%	100.00%
2018	0.00%	27.00%	27.00%	73.00%	0.00%	100.00%
2017	0.00%	45.03%	45.03%	54.97%	0.00%	100.00%
2016	0.00%	39.50%	39.50%	60.50%	0.00%	100.00%
2015	0.00%	58.63%	58.63%	41.37%	0.00%	100.00%
2014	0.00%	100.00%	100.00%	0.00%	0.00%	100.00%
2013	0.00%	100.00%	100.00%	0.00%	0.00%	100.00%
2012	0.00%	100.00%	100.00%	0.00%	0.00%	100.00%
2011	0.00%	100.00%	100.00%	0.00%	0.00%	100.00%
2010	0.00%	100.00%	100.00%	0.00%	0.00%	100.00%
2009	0.00%	100.00%	100.00%	0.00%	0.00%	100.00%
2008	0.00%	100.00%	100.00%	0.00%	0.00%	100.00%
2007	0.00%	100.00%	100.00%	0.00%	0.00%	100.00%
2006	0.00%	100.00%	100.00%	0.00%	0.00%	100.00%
2005	0.00%	100.00%	100.00%	0.00%	0.00%	100.00%

The information contained herein is provided for informational purposes only and does not constitute a solicitation of an offer to buy or sell Fund shares. Common shares of the Fund are only available for purchase and sale at current market price on a stock exchange. There is no assurance that the Fund will achieve its investment objective. The Fund is subject to numerous risks, including investment risks. Shares of closed-end funds often trade at a discount from their net asset value. The Fund is not a complete investment program and you may lose money investing in the Fund. An investment in the Fund may not be appropriate for all investors. Investors should review and consider carefully the Fund's investment objective, risks, charges and expenses.

The premium/discount is calculated as $[(\text{market price}/\text{NAV})-1]$.

Links to Morningstar Fact Sheet and CEF Connect: By clicking on the link from this page to the Morningstar fact sheet or CEF Connect, you will leave the Eaton Vance website. Eaton Vance is not responsible for the content of any such third-party website. See "Terms and Conditions" below.

RISK CONSIDERATIONS

The value of investments held by the Fund may increase or decrease in response to economic, and financial events (whether real, expected or perceived) in the U.S. and global markets. The value of equity securities is sensitive to stock market volatility. Changes in the dividend policies of companies could make it difficult to provide a predictable level of income. Dividend capture strategies may result in higher portfolio turnover, increased trading costs and potential for capital loss or gains. When interest rates rise, the value of preferred stocks will generally decline. . Investments in foreign instruments or currencies can involve greater risk and volatility than U.S. investments because of adverse market, economic, political, regulatory, geopolitical, currency exchange rates or other conditions. Investments rated below investment grade (sometimes referred to as "junk") are typically subject to greater price volatility and illiquidity than higher rated investments. Borrowing to increase investments ("leverage") may exaggerate the effect of any increase or decrease in the value of Fund investments. Market conditions may limit the ability to generate tax losses or to generate dividend income taxed at favorable tax rates. The impact of the coronavirus on global markets could last for an extended period and could adversely affect the Fund's performance. The Fund's ability to utilize various tax-managed techniques maybe curtailed or eliminated in the future by tax legislation or regulation. The Fund may engage in other investment practices that may involve additional risks.

1. Distribution Rate at NAV and Market Price is calculated by dividing the last distribution paid per share (annualized) by NAV or market price, respectively. A Fund's distributions in any period may be more or less than the net return earned by the Fund on its investments, and therefore should not be used as a measure of performance or confused with "yield" or "income."

2. The Fund has adopted a policy to pay common shareholders a stable monthly distribution, and may pay distributions consisting of amounts characterized for federal income tax purposes as qualified and non-qualified ordinary dividends, capital gains distributions and non-dividend distributions, also known as return of capital.

4. See "Tax Character of Distributions". For information about any distributions in the current year estimated to include non-dividend distributions or capital gains, please refer to [Eaton Vance Closed-End Fund Distribution Notices \(19a\)](#).

5. The Fund has adopted a policy to pay common shareholders a stable monthly distribution. In an effort to maintain a stable distribution amount, the Fund may pay distributions consisting of amounts characterized for federal income tax purposes as qualified and non-qualified ordinary dividends, capital gains distributions and nondividend distributions, also known as return of capital. A nondividend or return of capital distribution may include, for example, a return of some or all of the money that an investor invested in Fund shares, which can cause the Fund's NAV to erode. There is no assurance that the Fund will always be able to pay distributions of a particular size.

Portfolio

Fund Holdings (%)^{6,7}

as of Feb 29, 2024

Holding	% of Net Assets
JPMorgan Chase & Co	5.27%
Chevron Corp	3.02%
Charles Schwab Corp	3.01%
Constellation Brands Inc	2.88%
Thermo Fisher Scientific Inc	2.73%
Micron Technology Inc	2.60%
Walt Disney Co	2.40%
Reinsurance Group of America Inc	2.33%
Boston Scientific Corp	2.26%
American International Group Inc	2.25%

[View All](#)

The information contained herein is provided for informational purposes only and does not constitute a solicitation of an offer to buy or sell Fund shares. Common shares of the Fund are only available for purchase and sale at current market price on a stock exchange. There is no

assurance that the Fund will achieve its investment objective. The Fund is subject to numerous risks, including investment risks. Shares of closed-end funds often trade at a discount from their net asset value. The Fund is not a complete investment program and you may lose money investing in the Fund. An investment in the Fund may not be appropriate for all investors. Investors should review and consider carefully the Fund's investment objective, risks, charges and expenses.

The premium/discount is calculated as $[(\text{market price}/\text{NAV})-1]$.

Links to Morningstar Fact Sheet and CEF Connect: By clicking on the link from this page to the Morningstar fact sheet or CEF Connect, you will leave the Eaton Vance website. Eaton Vance is not responsible for the content of any such third-party website. See "Terms and Conditions" below.

RISK CONSIDERATIONS

The value of investments held by the Fund may increase or decrease in response to economic, and financial events (whether real, expected or perceived) in the U.S. and global markets. The value of equity securities is sensitive to stock market volatility. Changes in the dividend policies of companies could make it difficult to provide a predictable level of income. Dividend capture strategies may result in higher portfolio turnover, increased trading costs and potential for capital loss or gains. When interest rates rise, the value of preferred stocks will generally decline. . Investments in foreign instruments or currencies can involve greater risk and volatility than U.S. investments because of adverse market, economic, political, regulatory, geopolitical, currency exchange rates or other conditions. Investments rated below investment grade (sometimes referred to as "junk") are typically subject to greater price volatility and illiquidity than higher rated investments. Borrowing to increase investments ("leverage") may exaggerate the effect of any increase or decrease in the value of Fund investments. Market conditions may limit the ability to generate tax losses or to generate dividend income taxed at favorable tax rates. The impact of the coronavirus on global markets could last for an extended period and could adversely affect the Fund's performance. The Fund's ability to utilize various tax-managed techniques maybe curtailed or eliminated in the future by tax legislation or regulation. The Fund may engage in other investment practices that may involve additional risks.

Eaton Vance Distributors, Inc., Member FINRA/SIPC, is an affiliate of Eaton Vance Management.

6. The following list reflects unaudited securities holdings (excluding derivatives positions). Holdings information may differ if presented as of trade date. Due to rounding, holdings of less than 0.005% may show as 0.00%. Portfolio information subject to change due to active management.
7. Percent of total net assets.

Management



Aaron Dunn, CFA
Managing Director, Co-Head of Value
Equity
Joined Eaton Vance 2012

Biography

Aaron is a managing director of Morgan Stanley. He is Co-Head of Value Equity and a portfolio manager on the Eaton Vance Value team. He is responsible for buy and sell decisions, portfolio construction and risk management. He is a member of the Eaton Vance Equity Strategy Committee. He joined Eaton Vance in 2012. Morgan Stanley acquired Eaton Vance in March 2021.

Aaron began his career in the investment management industry in 1999. Before joining Eaton Vance, Aaron was a senior equity analyst for Amundi Pioneer. He was previously affiliated with Invesco.

Aaron earned a B.S. from the University of Arkansas and an MBA from The University of Texas at Austin McCombs School of Business. He is a member of CFA Society Boston and a CFA charterholder.

Education

- B.S. University of Arkansas
- M.B.A. University of Texas at Austin

Experience

- Managed Fund since 2017



Brad Galko, CFA

Managing Director, Co-Head of Value
Equity
Joined Eaton Vance 2013

Biography

Brad is a managing director of Morgan Stanley. He is Co-Head of Value Equity and a portfolio manager on the Eaton Vance Value team. He is responsible for buy and sell decisions, portfolio construction and risk management. He is a member of the Eaton Vance Equity Strategy Committee. He joined Eaton Vance in 2013. Morgan Stanley acquired Eaton Vance in March 2021.

Brad began his career in the investment management industry in 1991. Before joining Eaton Vance, Brad was a vice president and senior equity analyst at Amundi Pioneer. Previously, he was a vice president and senior equity research analyst at Morgan Stanley & Co.


Brad earned a B.B.A., magna cum laude, from the University of Notre Dame. He is a CFA charterholder and member of CFA Society Boston.

Education

- B.B.A University of Notre Dame

Experience

- Managed Fund since 2020
-



Derek J.V. DiGregorio

Executive Director, Portfolio Manager
Joined Eaton Vance 2006

Biography

Derek is an executive director of Morgan Stanley and a vice president of Eaton Vance Trust Company. He is head of Equity Income Solutions and a portfolio manager on a number of Eaton Vance global and domestic equity income funds, with particular experience in dividend investing, equity portfolio tax-management, and equity portfolio strategy implementation. Derek began his career in the investment management industry in 2006 with Eaton Vance. Morgan Stanley acquired Eaton Vance in March 2021.

Derek earned a B.S. from Bates College and an MBA from Boston University Questrom School of Business.

Education

- B.S. Bates College
- M.B.A. Questrom School of Business, Boston University

Experience

- Managed Fund since 2021
-

Other funds managed

- [Tax-Advantaged Global Dividend Income Fund](#)
 - [Tax-Advantaged Global Dividend Opportunities Fund](#)
-

Joseph Mehlman, CFA
Head of U.S. Investment Grade Credit,
Portfolio Manager
Joined Morgan Stanley 2002

Biography

Joe Mehlman is the Head of U.S. Investment Grade Credit and a portfolio manager on the Broad Markets Fixed Income team. He began his career in the investment industry at Morgan Stanley in 2002.

Joe earned a B.A., with honors, in economics from Trinity College. Joe holds the Chartered Financial Analyst designation and is a member of the New York Society of Security Analysts.

Education

- B.A. Trinity College

Experience

- Managed Fund since 2022

Other funds managed

- [Tax-Advantaged Global Dividend Income Fund](#)
- [Tax-Advantaged Global Dividend Opportunities Fund](#)

Literature

Literature



Fact Sheet

[Download](#) - Last updated: Dec 31, 2023



Commentary

[Download](#) - Last updated: Dec 31, 2023



Annual Report

[Download](#) - Last updated: Oct 31, 2023



Equity Dividend Income Closed-End Fund Guide

[Download](#) - Last updated: Dec 31, 2023



Full Prospectus

[Download](#) - Last updated: Feb 18, 2022



Q1 Holdings

[Download](#) - Last updated: Jan 31, 2024



Q3 Holdings

[Download](#) - Last updated: Jul 31, 2023



Holdings - Form N-PORT

[Download](#)



Return of Capital Distributions Demystified

[Download](#) - Last updated: Mar 7, 2024



Auction Preferred Shares Market Update

[Download](#) - Last updated: Jun 1, 2023



Distribution Dates and Amounts Announced for Eaton Vance Closed-End Funds

[Download](#) - Last updated: Apr 1, 2024



Eaton Vance Closed-End Funds Release Estimated Sources Of Distributions

[Download](#) - Last updated: Mar 28, 2024



Distribution Dates and Amounts Announced for Eaton Vance Closed-End Funds

[Download](#) - Last updated: Mar 1, 2024



Eaton Vance Closed-End Funds Release Estimated Sources Of Distributions

[Download](#) - Last updated: Feb 29, 2024



Distribution Dates and Amounts Announced for Eaton Vance Closed-End Funds

[Download](#) - Last updated: Feb 1, 2024



Eaton Vance Closed-End Funds Release Estimated Sources Of Distributions

[Download](#) - Last updated: Jan 31, 2024



Distribution Dates and Amounts Announced for Eaton Vance Closed-End Funds

[Download](#) - Last updated: Jan 2, 2024



Eaton Vance Closed-End Funds Release Estimated Sources Of Distributions

[Download](#) - Last updated: Dec 29, 2023



Distribution Dates and Amounts Announced for Eaton Vance Closed-End Funds

[Download](#) - Last updated: Dec 1, 2023



Eaton Vance Closed-End Funds Release Estimated Sources Of Distributions

[Download](#) - Last updated: Nov 30, 2023



Distribution Dates and Amounts Announced for Eaton Vance Closed-End Funds

[Download](#) - Last updated: Nov 1, 2023



Eaton Vance Closed-End Funds Release Estimated Sources Of Distributions

[Download](#) - Last updated: Oct 31, 2023



Distribution Dates and Amounts Announced for Eaton Vance Closed-End Funds

[Download](#) - Last updated: Oct 2, 2023



Eaton Vance Closed-End Funds Release Estimated Sources Of Distributions

[Download](#) - Last updated: Sep 29, 2023



Distribution Dates and Amounts Announced for Eaton Vance Closed-End Funds

[Download](#) - Last updated: Sep 1, 2023



Eaton Vance Closed-End Funds Release Estimated Sources Of Distributions

[Download](#) - Last updated: Aug 31, 2023



Distribution Dates and Amounts Announced for Eaton Vance Closed-End Funds

[Download](#) - Last updated: Aug 1, 2023



Eaton Vance Closed-End Funds Release Estimated Sources Of Distributions

[Download](#) - Last updated: Jul 31, 2023



Distribution Dates and Amounts Announced for Eaton Vance Closed-End Funds

[Download](#) - Last updated: Jul 3, 2023



Eaton Vance Closed-End Funds Release Estimated Sources Of Distributions

[Download](#) - Last updated: Jun 30, 2023



Distribution Dates and Amounts Announced for Eaton Vance Closed-End Funds

[Download](#) - Last updated: Jun 1, 2023



Eaton Vance Closed-End Funds Release Estimated Sources Of Distributions

[Download](#) - Last updated: May 31, 2023



Distribution Dates and Amounts Announced for Eaton Vance Closed-End Funds

[Download](#) - Last updated: May 1, 2023



Eaton Vance Closed-End Funds Release Estimated Sources Of Distributions

[Download](#) - Last updated: Apr 28, 2023



Distribution Dates and Amounts Announced for Eaton Vance Closed-End Funds

[Download](#) - Last updated: Apr 3, 2023



Eaton Vance Closed-End Funds Release Estimated Sources Of Distributions

[Download](#) - Last updated: Mar 31, 2023



Distribution Dates and Amounts Announced for Eaton Vance Closed-End Funds

[Download](#) - Last updated: Mar 1, 2023



Eaton Vance Closed-End Funds Release Estimated Sources Of Distributions

[Download](#) - Last updated: Feb 28, 2023



Eaton Vance Closed-End Funds Release Estimated Sources of Distribution

[Download](#) - Last updated: Jan 31, 2023



Distribution Dates and Amounts Announced for Eaton Vance Closed-End Funds

[Download](#) - Last updated: Jan 3, 2023



Eaton Vance Closed-End Funds Release Estimated Sources of Distribution

[Download](#) - Last updated: Dec 30, 2022



Distribution Dates and Amounts Announced for Eaton Vance Closed-End Funds

[Download](#) - Last updated: Dec 1, 2022



Eaton Vance Closed-End Funds Release Estimated Sources of Distribution

[Download](#) - Last updated: Nov 30, 2022



Distribution Dates and Amounts Announced for Eaton Vance Closed-End Funds

[Download](#) - Last updated: Nov 1, 2022



Eaton Vance Closed-End Funds Release Estimated Sources of Distribution

[Download](#) - Last updated: Oct 31, 2022



Distribution Dates and Amounts Announced for Eaton Vance Closed-End Funds

[Download](#) - Last updated: Oct 3, 2022



Eaton Vance Closed-End Funds Release Estimated Sources of Distribution

[Download](#) - Last updated: Sep 30, 2022



Distribution Dates and Amounts Announced for Eaton Vance Closed-End Funds

[Download](#) - Last updated: Sep 1, 2022



Eaton Vance Closed-End Funds Release Estimated Sources of Distribution

[Download](#) - Last updated: Aug 31, 2022



Distribution Dates and Amounts Announced for Eaton Vance Closed-End Funds

[Download](#) - Last updated: Aug 1, 2022



Eaton Vance Closed-End Funds Release Estimated Sources of Distribution

[Download](#) - Last updated: Jul 29, 2022



Distribution Dates and Amounts Announced for Eaton Vance Closed-End Funds

[Download](#) - Last updated: Jul 1, 2022



Eaton Vance Closed-End Funds Release Estimated Sources of Distribution

[Download](#) - Last updated: Jun 30, 2022



Distribution Dates and Amounts Announced for Eaton Vance Closed-End Funds

[Download](#) - Last updated: Jun 1, 2022



Eaton Vance Closed-End Funds Release Estimated Sources of Distribution

[Download](#) - Last updated: May 31, 2022



Distribution Dates and Amounts Announced for Eaton Vance Closed-End Funds

[Download](#) - Last updated: May 2, 2022



Eaton Vance Closed-End Funds Release Estimated Sources Of Distributions

[Download](#) - Last updated: Apr 29, 2022



Certain Eaton Vance Closed-End Funds Announce Telephonic Annual Meeting of Shareholders On August 12, 2021

[Download](#) - Last updated: Aug 2, 2021



Results of Joint Special Shareholder Meeting of Certain Eaton Vance Closed-End Funds

[Download](#) - Last updated: Jan 25, 2021



Corrected Results of Joint Special Shareholder Meeting of Certain Eaton Vance Closed-End Funds

[Download](#) - Last updated: Jan 12, 2021



Results of Joint Special Shareholder Meeting of Certain Eaton Vance Closed-End Funds

[Download](#) - Last updated: Jan 8, 2021



Certain Eaton Vance Closed-End Funds Joint Special Meeting of Shareholders on January 7, 2021 Will Be a Virtual Meeting

[Download](#) - Last updated: Dec 23, 2020



Eaton Vance Closed-End Funds Announce Board Approval of New Investment Advisory and Sub-Advisory Agreements

[Download](#) - Last updated: Nov 10, 2020



Eaton Vance Closed-End Funds Announce Record and Meeting Dates For Joint Special Meeting of Shareholders

[Download](#) - Last updated: Oct 29, 2020



Certain Eaton Vance Closed-End Funds Announce Telephonic Annual Meeting of Shareholders on August 13, 2020

[Download](#) - Last updated: Jul 27, 2020



Eaton Vance Management Adds Portfolio Manager to Eaton Vance Tax-Advantaged Dividend Income Fund

[Download](#) - Last updated: Feb 3, 2020



Distribution Dates and Amounts Announced for Eaton Vance Closed-End Funds and Portfolio Managers of Eaton Have High Income 2021 Target Term Trust (NYSE: EHT)

[Download](#) - Last updated: Jan 2, 2020



Eaton Vance Management Announces Portfolio Managers of Eaton Vance Tax-Advantaged Dividend Income Fund

[Download](#) - Last updated: Dec 5, 2017



Eaton Vance Closed-End Funds Release Estimated Sources of Distribution

[Download](#) - Last updated: May 31, 2017



Distribution Dates and Amounts Announced for Eaton Vance Closed-End Funds

[Download](#) - Last updated: May 1, 2017



Eaton Vance Closed-End Funds Release Estimated Sources of Distributions

[Download](#) - Last updated: Apr 28, 2017



Distribution Dates and Amounts Announced for Eaton Vance Closed-End Funds

[Download](#) - Last updated: Apr 3, 2017



Eaton Vance Tax-Advantaged Dividend Income Fund January 2016 Distribution

[Download](#) - Last updated: Jan 11, 2017



Closed-End Fund Earnings Undistributed Net Income Information

[Download](#) - Last updated: Oct 31, 2015



Eaton Vance Tax-Advantaged Dividend Income Funds Announce Changes In Investment Policies

[Download](#) - Last updated: Oct 23, 2015



Eaton Vance Closed-End Funds Adopt Share Repurchase Programs

[Download](#) - Last updated: Nov 15, 2013



EVT-ETG-ETO Announce Change in Investment Policies

[Download](#) - Last updated: Aug 7, 2012



SAI

[Download](#) - Last updated: Feb 18, 2022



Section 16 Filings - www.sec.gov

[Download](#) - Last updated: Jun 30, 2011



Semi-Annual Report

[Download](#) - Last updated: Apr 30, 2023



HEADQUARTERS

One Post Office Square
Boston, MA 02110

Investments

[Eaton Vance Funds](#)

[Parametric Funds](#)

[Calvert Funds](#)

[Separately Managed
Accounts](#)

[Closed-End Funds and
Term Trusts](#)

Insights

[Advisory Blog](#)

[The BEAT](#)

[Market Update Events](#)

[The Advisor Institute](#)

Taxes & Tools

[Investment Tax Center](#)

[Tax Information](#)

[Investment Tax Calculator](#)

[Laddered Investing Interest
Rate Scenario Tool](#)

[Concentrated Stock
Position Calculator](#)

[Tax-Equivalent Yield
Calculator](#)

Resources

[Forms & E-Delivery](#)

[Mutual Funds & Abandoned
Property](#)

[DST Vision](#)

[Active Advisor](#)

[Corporate Filings](#)

[Annual Reports](#)

[Press Releases](#)

[Diversity and Inclusion](#)

[Accessibility](#) | [Business Continuity](#) | [Privacy & Cookies](#) | [Your Privacy Choices](#) | [Terms & Conditions](#) | [Careers](#) | [Contact](#) | [Investor Account Access](#) | [Morgan Stanley Investment Management Terms of Use](#)

To report a website vulnerability, please go to [Responsible Disclosure](#).

Eaton Vance is part of Morgan Stanley Investment Management, the asset management division of Morgan Stanley.

For USA PATRIOT Act Disclosure Notice please click [here](#).

This image indicates content designed specifically for Financial Advisors / Investment Professionals. This material is not to be used with the public.

Before investing in any Eaton Vance, Calvert or Morgan Stanley Investment Management Inc.-advised fund, prospective investors should consider carefully

*the investment objective(s), risks, and charges and expenses. Read the prospectus carefully before you invest or send money. For **open-end mutual funds**, the current prospectus contains this and other information. To obtain an **open-end mutual fund** prospectus or summary prospectus and the most recent annual and semiannual shareholder reports, contact your financial advisor or [download a copy here](#). For **closed-end funds**, you should contact your financial advisor. To obtain the most recent annual and semi-annual shareholder report for a closed-end fund contact your financial advisor or [download a copy here](#). To obtain an **exchange-traded fund**, ("ETF") prospectus or summary prospectus, contact your financial advisor or [download a copy here](#).*

*Before purchasing any **variable product**, consider the objectives, risks, charges, and expenses associated with the underlying investment option(s) and those of the product itself. For a prospectus containing this and other information, contact your investment or insurance professional. Read the prospectus carefully before investing.*

NOT FDIC INSURED | OFFER NO BANK GUARANTEE | MAY LOSE VALUE | NOT INSURED BY ANY FEDERAL GOVERNMENT AGENCY | NOT A DEPOSIT

Eaton Vance does not provide tax or legal advice. Prospective investors should consult with a tax or legal advisor before making any investment decision. The information on this Web page is for U.S. residents only and does not constitute an offer to sell, or a solicitation of an offer to purchase, securities in any jurisdiction to any person to whom it is not lawful to make such an offer.

© Eaton Vance Management. All rights reserved.

Eaton Vance open-end mutual funds are offered through Eaton Vance Distributors, Inc. One Post Office Square, Boston, MA 02110. Member [FINRA](#) / [SIPC](#). Exchange-traded funds are distributed by Foreside Fund Services, LLC.

Publication details: Friday, April 19, 2024 12:04 AM

Page ID: EVT - <https://www.eatonvance.com/tax-advantaged-dividend-income-fund-evt.php>