



PRODUCT FINDER

WEALTH STRATEGIES

INVESTMENTS

INSIGHTS

TAXES AND TOOLS

Short Duration Government Income Fund (Advisers)

Diversified exposure to high-quality U.S. government securities—with limited interest-rate risk.

Advisers ▾

EASDX

Symbol

\$7.12 **\$-0.01**

NAV as of Apr 24, 2024

Share Class



Fact Sheet
Mar 31, 2024



Commentary
Mar 31, 2024

The Fund

This investment offering primarily provides broad exposure to a portfolio of securities issued, backed or otherwise guaranteed by the U.S. Government, or its agencies or instrumentalities. The Fund seeks to provide a core fixed income solution for investor portfolios. As a low duration strategy, the Fund offers limited interest-rate risk, as its dollar-weighted average duration will not exceed three years.

The Approach

The Fund's strategy draws upon Eaton Vance's decades of experience actively managing high-quality government bond portfolios. The investment team applies a time-tested process centered upon a combination of fundamental research and relative value trading. The Fund primarily invests in U.S. government agency mortgage-backed securities as well as U.S. government-issued Treasury bills and bonds.

The Features

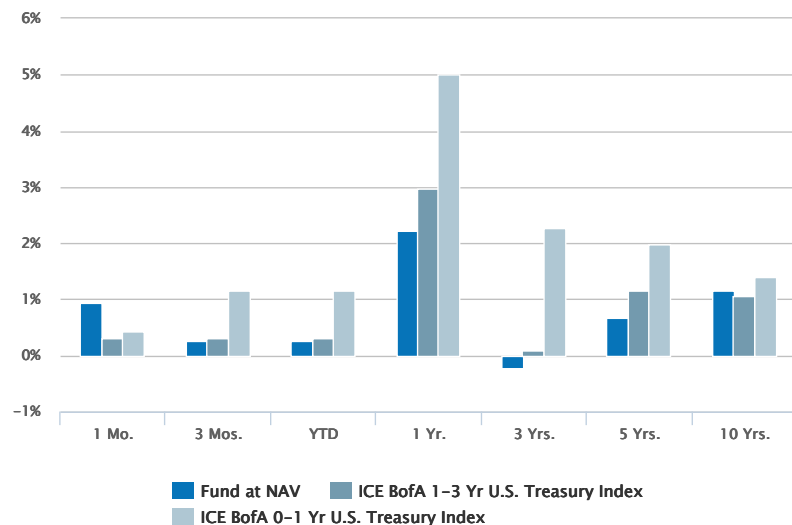
Designed for income investors wishing to mitigate portfolio risk through a high-quality allocation, the Fund may be complementary to many lower-quality segments of the fixed-income markets. The Fund may serve as a core holding for building diversified income portfolios. Managed by Eaton Vance, a government bond investing leader.

Overview

Historical Returns (%)

as of Mar 31, 2024

03/31/2024



Past performance is no guarantee of future results. Investment return and principal value will fluctuate so that shares, when redeemed, may be worth more or less than their original cost. Performance is for the stated time period only; due to market volatility, the Fund's current performance may be lower or higher than quoted. Returns are historical and are calculated by determining the percentage change in net asset value (NAV) with all distributions reinvested. Returns for other classes of shares offered by the Fund are different. Performance less than or equal to one year is cumulative. Effective December 31, 2023, the Fund changed its primary benchmark to the ICE BofA 1-3 Year U.S. Treasury Index because the investment adviser believes it is a more appropriate benchmark for the Fund.

Fund at NAV	0.93	0.26	0.26	2.22	-0.23	0.66	1.15
ICE BofA 1-3 Yr U.S. Treasury Index ¹	0.32	0.30	0.30	2.97	0.08	1.16	1.07
ICE BofA 0-1 Yr U.S. Treasury Index ²	0.43	1.15	1.15	5.01	2.27	1.97	1.41

Past performance is no guarantee of future results. Investment return and principal value will fluctuate so that shares, when redeemed, may be worth more or less than their original cost. Performance is for the stated time period only; due to market volatility, the Fund's current performance may be lower or higher than quoted. Returns are historical and are calculated by determining the percentage change in net asset value (NAV) with all distributions reinvested. Returns for other classes of shares offered by the Fund are different. Performance less than or equal to one year is cumulative. Effective December 31, 2023, the Fund changed its primary benchmark to the ICE BofA 1-3 Year U.S. Treasury Index because the investment adviser believes it is a more appropriate benchmark for the Fund.

Fund Facts

as of Mar 31, 2024

ADV Class Inception	05/17/2021
Investment Objective	Total return
Total Net Assets	\$2.6B
Minimum Investment	\$1000
Expense Ratio ³	1.02%
Adjusted Expense Ratio	0.82%
CUSIP	27826A557

Adjusted Expense Ratios excludes certain investment expenses such as interest expense from borrowings and repurchase agreements and dividend expense from short sales, incurred directly by the Fund or indirectly through the Fund's investment in underlying Eaton Vance Funds, if applicable none of which are paid to Eaton Vance.

Morningstar Rating™

as of Mar 31, 2024

Time Period	Rating	Funds in Short Government Category
Overall	★★★★★	89
3 Years	★★★☆☆	89
5 Years	★★★☆☆	84

The Morningstar Rating™ for funds, or "star rating", is calculated for managed products (including mutual funds and exchange-traded funds) with at least a three-year history. Exchange-traded funds and open-ended mutual funds are considered a single population for comparative purposes. It is calculated based on a Morningstar Risk-Adjusted Return measure that accounts for variation in a managed product's monthly excess performance, placing more emphasis on downward variations and rewarding consistent performance. The top 10% of products in each product category receive 5 stars, the next 22.5% receive 4 stars, the next 35% receive 3 stars, the next 22.5% receive 2 stars, and the bottom 10% receive 1 star.

The Overall Morningstar Rating for a managed product is derived from a weighted average of the performance figures associated with its three-, five-, and 10-year (if applicable) Morningstar Rating metrics. The weights are: 100% three-year rating for 36-59 months of total returns, 60% five-year rating/40% three-year rating for 60-119 months of total returns, and 50% 10-year rating/30% five-year rating/20% three-year rating for 120 or more months of total returns. While the 10-year overall star rating formula seems to give the most weight to the 10-year period, the most recent three-year period actually has the greatest impact because it is included in all three rating periods. Star ratings do not reflect the effect of any applicable sales load. Hollow stars denote Morningstar Extended Performance Ratings and are considered estimates based on the performance of the fund's oldest share class, adjusted for fees and expenses.

Time Period	Rating	Funds in Short Government Category
10 Years	☆☆☆☆	75

The Morningstar Rating™ for funds, or "star rating", is calculated for managed products (including mutual funds and exchange-traded funds) with at least a three-year history. Exchange-traded funds and open-ended mutual funds are considered a single population for comparative purposes. It is calculated based on a Morningstar Risk-Adjusted Return measure that accounts for variation in a managed product's monthly excess performance, placing more emphasis on downward variations and rewarding consistent performance. The top 10% of products in each product category receive 5 stars, the next 22.5% receive 4 stars, the next 35% receive 3 stars, the next 22.5% receive 2 stars, and the bottom 10% receive 1 star.

The Overall Morningstar Rating for a managed product is derived from a weighted average of the performance figures associated with its three-, five-, and 10-year (if applicable) Morningstar Rating metrics. The weights are: 100% three-year rating for 36-59 months of total returns, 60% five-year rating/40% three-year rating for 60-119 months of total returns, and 50% 10-year rating/30% five-year rating/20% three-year rating for 120 or more months of total returns. While the 10-year overall star rating formula seems to give the most weight to the 10-year period, the most recent three-year period actually has the greatest impact because it is included in all three rating periods. Star ratings do not reflect the effect of any applicable sales load. Hollow stars denote Morningstar Extended Performance Ratings and are considered estimates based on the performance of the fund's oldest share class, adjusted for fees and expenses.

©2024 Morningstar. All Rights Reserved. The information contained herein: (1) is proprietary to Morningstar and/or its content providers; (2) may not be copied or distributed; and (3) is not warranted to be accurate, complete or timely. Neither Morningstar nor its content providers are responsible for any damages or losses arising from any use of this information.

Portfolio Management

[Andrew Szczurowski, CFA](#)

[Managed Fund since 2014](#)

[Alex Payne, CFA](#)

[Managed Fund since 2020](#)

Portfolio profile subject to change due to active management. Percentages may not total 100% due to rounding.

RISK CONSIDERATIONS

The value of investments held by the Fund may increase or decrease in response to economic, and financial events (whether real, expected or perceived) in the U.S. and global markets. Securities with longer durations tend to be more sensitive to interest rate changes than securities with shorter durations. As interest rates rise, the value of certain income investments is likely to decline. Mortgage- and asset-backed securities are subject to credit, interest rate, prepayment and extension risk. Investments in debt instruments may be affected by changes in the creditworthiness of the issuer and are subject to the risk of non-payment of principal and interest. The value of income securities also may decline because of real or perceived concerns about the issuer's ability to make principal and interest payments. U.S. Treasury securities generally have a lower return than other obligations because of their higher credit quality and market liquidity. While certain U.S. Government-sponsored agencies may be chartered or sponsored by acts of Congress, their securities are neither issued nor guaranteed by the U.S. Treasury. The Fund's exposure to derivatives involves risks different from, or possibly greater than, the risks associated with investing directly in securities and other investments. Derivatives instruments can be highly volatile, result in leverage (which can increase both the risk and return potential of the Fund), and involve risks in addition to the risks of the underlying instrument on which the derivative is based, such as counterparty, correlation and liquidity risk. If a counterparty is unable to honor its commitments, the value of Fund shares may decline and/or the Fund could experience delays in the return of collateral or other assets held by the counterparty. The Fund is exposed to liquidity risk when trading volume, lack of a market maker or trading partner, large position size, market conditions, or legal restrictions impair its ability to sell particular investments or to sell them at advantageous market prices. The impact of the coronavirus on global markets could last for an extended period and could adversely affect the Fund's performance. No fund is a complete investment program and you may lose money investing in a fund. The Fund may engage in other investment practices that may involve additional risks and you should review the [Fund prospectus](#) for a complete description.

1. ICE BofA 1-3 Year U.S. Treasury Index is an unmanaged index of short-term U.S. Treasury securities. Unless otherwise stated, index returns do not reflect the effect of any applicable sales charges, commissions, expenses, taxes or leverage, as applicable. It is not possible to invest directly in an index. Historical performance of the index illustrates market trends and does not represent the past or future performance of the fund. ICE® BofA® indices are not for redistribution or other uses; provided "as is", without warranties, and with no liability. Eaton Vance has prepared this report and ICE Data Indices, LLC does not endorse it, or guarantee, review, or endorse Eaton Vance's products. BofA® is a licensed registered trademark of Bank of America Corporation in the United States and other countries.

2. The ICE BofA 0-1 Year U.S. Treasury Index is an unmanaged index of short-term U.S. Treasury securities having a maturity of less than one year. ICE® BofA® indices are not for redistribution or other uses; provided "as is", without warranties, and with no liability. Eaton Vance has prepared this report and

ICE Data Indices, LLC does not endorse it, or guarantee, review, or endorse Eaton Vance's products. BofA® is a licensed registered trademark of Bank of America Corporation in the United States and other countries. Unless otherwise stated, index returns do not reflect the effect of any applicable sales charges, commissions, expenses, taxes or leverage, as applicable. It is not possible to invest directly in an index. Historical performance of the index illustrates market trends and does not represent the past or future performance of the fund.

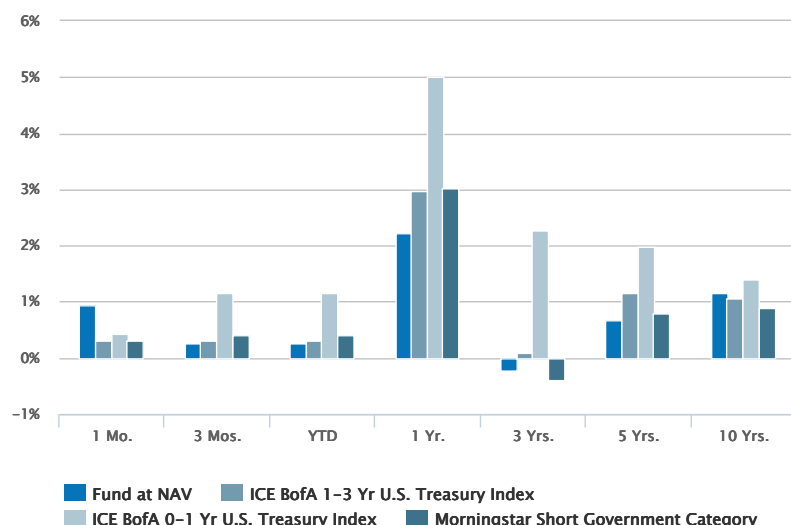
3. Source: Fund prospectus.

Performance

Historical Returns (%)

as of Mar 31, 2024

03/31/2024



Fund at NAV	0.93	0.26	0.26	2.22	-0.23	0.66	1.15
ICE BofA 1-3 Yr U.S. Treasury Index ¹	0.32	0.30	0.30	2.97	0.08	1.16	1.07
ICE BofA 0-1 Yr U.S. Treasury Index ²	0.43	1.15	1.15	5.01	2.27	1.97	1.41
Morningstar Short Government Category ⁴	0.30	0.40	0.40	3.02	-0.40	0.80	0.90

Past performance is no guarantee of future results. Investment return and principal value will fluctuate so that shares, when redeemed, may be worth more or less than their original cost. Performance is for the stated time period only; due to market volatility, the Fund's current performance may be lower or higher than quoted. Returns are historical and are calculated by determining the percentage change in net asset value (NAV) with all distributions reinvested. Returns for other classes of shares offered by the Fund are different. Performance less than or equal to one year is cumulative. Effective December 31, 2023, the Fund changed its primary benchmark to the ICE BofA 1-3 Year U.S. Treasury Index because the investment adviser believes it is a more appropriate benchmark for the Fund.

Calendar Year Returns (%)

	2014	2015	2016	2017	2018	2019	2020	2021	2022	2023
Fund at NAV	2.47	1.15	—	—	—	—	—	-0.64	-3.29	3.45
ICE BofA 1-3 Yr U.S. Treasury Index ¹	0.62	0.54	0.89	0.42	1.58	3.55	3.10	-0.55	-3.65	4.26
ICE BofA 0-1 Yr U.S. Treasury Index ²	0.11	0.16	0.61	0.83	1.92	2.57	1.12	0.06	0.68	5.05

Fund Facts

ADV Class Inception	05/17/2021
Expense Ratio ³	1.02%

Yield Information ⁵

as of Mar 31, 2024

Distribution Rate at NAV	6.04%
--------------------------	-------

Adjusted Expense Ratio	0.82%	SEC 30-day Yield ⁵	6.12%
------------------------	-------	-------------------------------	-------

Distribution Frequency

Adjusted Expense Ratios excludes certain investment expenses such as interest expense from borrowings and repurchase agreements and dividend expense from short sales, incurred directly by the Fund or indirectly through the Fund's investment in underlying Eaton Vance Funds, if applicable none of which are paid to Eaton Vance.

Morningstar Rating™

as of Mar 31, 2024

Time Period	Rating	Funds in Short Government Category
Overall	★★★★★	89
3 Years	★★★☆☆	89
5 Years	★★★☆☆	84
10 Years	★★★★☆	75

The Morningstar Rating™ for funds, or "star rating", is calculated for managed products (including mutual funds and exchange-traded funds) with at least a three-year history. Exchange-traded funds and open-ended mutual funds are considered a single population for comparative purposes. It is calculated based on a Morningstar Risk-Adjusted Return measure that accounts for variation in a managed product's monthly excess performance, placing more emphasis on downward variations and rewarding consistent performance. The top 10% of products in each product category receive 5 stars, the next 22.5% receive 4 stars, the next 35% receive 3 stars, the next 22.5% receive 2 stars, and the bottom 10% receive 1 star.

The Overall Morningstar Rating for a managed product is derived from a weighted average of the performance figures associated with its three-, five-, and 10-year (if applicable) Morningstar Rating metrics. The weights are: 100% three-year rating for 36-59 months of total returns, 60% five-year rating/40% three-year rating for 60-119 months of total returns, and 50% 10-year rating/30% five-year rating/20% three-year rating for 120 or more months of total returns. While the 10-year overall star rating formula seems to give the most weight to the 10-year period, the most recent three-year period actually has the greatest impact because it is included in all three rating periods. Star ratings do not reflect the effect of any applicable sales load. Hollow stars denote Morningstar Extended Performance Ratings and are considered estimates based on the performance of the fund's oldest share class, adjusted for fees and expenses.

©2024 Morningstar. All Rights Reserved. The information contained herein: (1) is proprietary to Morningstar and/or its content providers; (2) may not be copied or distributed; and (3) is not warranted to be accurate, complete or timely. Neither Morningstar nor its content providers are responsible for any damages or losses arising from any use of this information.

NAV History

Date	NAV	NAV Change
Apr 24, 2024	\$7.12	-\$0.01
Apr 23, 2024	\$7.13	\$0.01
Apr 22, 2024	\$7.12	\$0.01
Apr 19, 2024	\$7.11	\$0.00
Apr 18, 2024	\$7.11	-\$0.02
Apr 17, 2024	\$7.13	\$0.02
Apr 16, 2024	\$7.11	-\$0.01
Apr 15, 2024	\$7.12	-\$0.04
Apr 12, 2024	\$7.16	\$0.02
Apr 11, 2024	\$7.14	\$0.01

Distribution History⁶

Ex-Date	Distribution	Reinvest NAV
Mar 28, 2024	\$0.03704	\$7.24
Feb 29, 2024	\$0.03465	\$7.21
Jan 31, 2024	\$0.03704	\$7.32
Dec 29, 2023	\$0.05871	\$7.33
Nov 30, 2023	\$0.03551	\$7.30
Oct 31, 2023	\$0.03559	\$7.17
Sep 29, 2023	\$0.03296	\$7.25
Aug 31, 2023	\$0.03220	\$7.37
Jul 31, 2023	\$0.03220	\$7.39
Jun 30, 2023	\$0.03115	\$7.39

[View All](#)

No records in this table indicates that there has not been a distribution greater than .0001 within the past 3 years.

[Fund prospectus](#)

Capital Gain History⁶

Ex-Date	Short-Term	Long-Term	Reinvest NAV
---------	------------	-----------	--------------

No records in this table indicates that there has not been a capital gain greater than .0001 within the past 3 years.

[Fund prospectus](#)

Portfolio profile subject to change due to active management. Percentages may not total 100% due to rounding.

RISK CONSIDERATIONS

The value of investments held by the Fund may increase or decrease in response to economic, and financial events (whether real, expected or perceived) in the U.S. and global markets. Securities with longer durations tend to be more sensitive to interest rate changes than securities with shorter durations. As interest rates rise, the value of certain income investments is likely to decline. Mortgage- and asset-backed securities are subject to credit, interest rate, prepayment and extension risk. Investments in debt instruments may be affected by changes in the creditworthiness of the issuer and are subject to the risk of non-payment of principal and interest. The value of income securities also may decline because of real or perceived concerns about the issuer's ability to make principal and interest payments. U.S. Treasury securities generally have a lower return than other obligations because of their higher credit quality and market liquidity. While certain U.S. Government-sponsored agencies may be chartered or sponsored by acts of Congress, their securities are neither issued nor guaranteed by the U.S. Treasury. The Fund's exposure to derivatives involves risks different from, or possibly greater than, the risks associated with investing directly in securities and other investments. Derivatives instruments can be highly volatile, result in leverage (which can increase both the risk and return potential of the Fund), and involve risks in addition to the risks of the underlying instrument on which the derivative is based, such as counterparty, correlation and liquidity risk. If a counterparty is unable to honor its commitments, the value of Fund shares may decline and/or the Fund could experience delays in the return of collateral or other assets held by the counterparty. The Fund is exposed to liquidity risk when trading volume, lack of a market maker or trading partner, large position size, market conditions, or legal restrictions impair its ability to sell particular investments or to sell them at advantageous market prices. The impact of the coronavirus on global markets could last for an extended period and could adversely affect the Fund's performance. No fund is a complete investment program and you may lose money investing in a fund. The Fund may engage in other investment practices that may involve additional risks and you should review the [Fund prospectus](#) for a complete description.

1. ICE BofA 1-3 Year U.S. Treasury Index is an unmanaged index of short-term U.S. Treasury securities. Unless otherwise stated, index returns do not reflect the effect of any applicable sales charges, commissions, expenses, taxes or leverage, as applicable. It is not possible to invest directly in an index. Historical performance of the index illustrates market trends and does not represent the past or future performance of the fund. ICE® BofA® indices are not

for redistribution or other uses; provided “as is”, without warranties, and with no liability. Eaton Vance has prepared this report and ICE Data Indices, LLC does not endorse it, or guarantee, review, or endorse Eaton Vance’s products. BofA® is a licensed registered trademark of Bank of America Corporation in the United States and other countries.

2. The ICE BofA 0-1 Year U.S. Treasury Index is an unmanaged index of short-term U.S. Treasury securities having a maturity of less than one year. ICE® BofA® indices are not for redistribution or other uses; provided “as is”, without warranties, and with no liability. Eaton Vance has prepared this report and ICE Data Indices, LLC does not endorse it, or guarantee, review, or endorse Eaton Vance’s products. BofA® is a licensed registered trademark of Bank of America Corporation in the United States and other countries. Unless otherwise stated, index returns do not reflect the effect of any applicable sales charges, commissions, expenses, taxes or leverage, as applicable. It is not possible to invest directly in an index. Historical performance of the index illustrates market trends and does not represent the past or future performance of the fund.

3. Source: Fund prospectus.

4. The Morningstar Short Government Category includes funds that invest at least 90% of its assets in U.S. Government or government agency bonds and have a duration typically between 1.0 and 3.5 years.

5. SEC 30-day yield is a standardized measure based on the estimated yield to maturity of a fund's investments over a 30-day period and is based on the maximum offer price at the date specified. The SEC 30-day yield is not based on the distributions made by the fund, which may differ. Distribution Rate at NAV is calculated by dividing the last distribution paid per share (annualized) by NAV. The Fund's monthly distribution may be comprised of ordinary income, net realized capital gains and returns of capital.

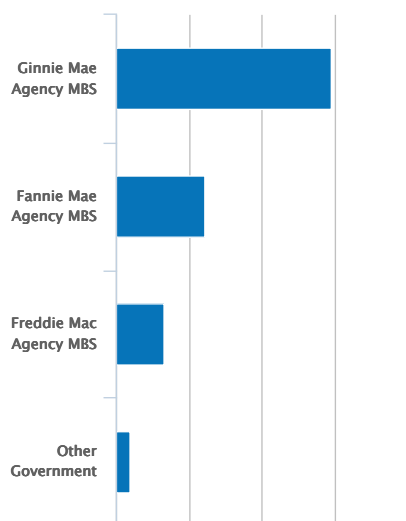
6. A portion of the Fund's returns may be comprised of return of capital or short term capital gains. The Fund will determine the tax characteristics of all Fund distributions after the end of the calendar year and will provide shareholders such information at that time. Please consult your tax advisor for further information.

Portfolio

Asset Mix (%)⁷

as of Mar 31, 2024

03/31/2024



Ginnie Mae Agency MBS	59.20
Fannie Mae Agency MBS	24.24
Freddie Mac Agency MBS	12.96
Other Government	3.60
Total	100.00

Coupon Mix (%)⁷

as of Mar 31, 2024

03/31/2024

Portfolio Statistics

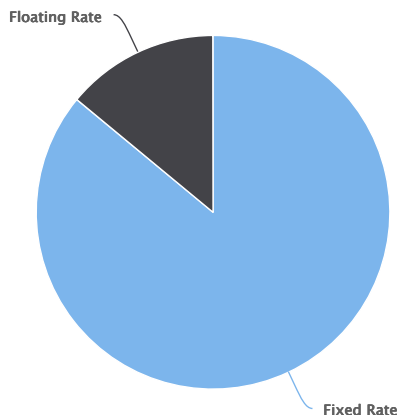
as of Mar 31, 2024

Number of Holdings	704
Average Coupon	4.89%
Average Duration	2.60 yrs.
Weighted Average Price ⁸	\$92.77
Weighted Average Price (Floating Rate) ⁸	\$99.60
Weighted Average Price (Fixed Rate) ⁸	\$91.75

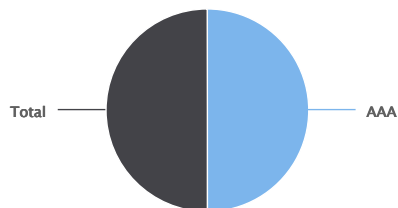
Credit Quality (%)⁷

as of Mar 31, 2024

03/31/2024



Fixed Rate	86.0
Floating Rate	14.0



AAA	100.00
Total	100.00

Ratings are based on Moody's, S&P or Fitch, as applicable. If securities are rated differently by the ratings agencies, the highest rating is applied. Ratings, which are subject to change, apply to the creditworthiness of the issuers of the underlying securities and not to the Fund or its shares. Credit ratings measure the quality of a bond based on the issuer's creditworthiness, with ratings ranging from AAA, being the highest, to D, being the lowest based on S&P's measures. Ratings of BBB or higher by S&P or Fitch (Baa or higher by Moody's) are considered to be investment-grade quality. Credit ratings are based largely on the ratings agency's analysis at the time of rating. The rating assigned to any particular security is not necessarily a reflection of the issuer's current financial condition and does not necessarily reflect its assessment of the volatility of a security's market value or of the liquidity of an investment in the security. Holdings designated as "Not Rated" are not rated by the national ratings agencies stated above.

Portfolio profile subject to change due to active management. Percentages may not total 100% due to rounding.

RISK CONSIDERATIONS

The value of investments held by the Fund may increase or decrease in response to economic, and financial events (whether real, expected or perceived) in the U.S. and global markets. Securities with longer durations tend to be more sensitive to interest rate changes than securities with shorter durations. As interest rates rise, the value of certain income investments is likely to decline. Mortgage- and asset-backed securities are subject to credit, interest rate, prepayment and extension risk. Investments in debt instruments may be affected by changes in the creditworthiness of the issuer and are subject to the risk of non-payment of principal and interest. The value of income securities also may decline because of real or perceived concerns about the issuer's ability to make principal and interest payments. U.S. Treasury securities generally have a lower return than other obligations because of their higher credit quality and market liquidity. While certain U.S. Government-sponsored agencies may be chartered or sponsored by acts of Congress, their securities are neither issued nor guaranteed by the U.S. Treasury. The Fund's exposure to derivatives involves risks different from, or possibly greater than, the risks associated with investing directly in securities and other investments. Derivatives instruments can be highly volatile, result in leverage (which can increase both the risk and return potential of the Fund), and involve risks in addition to the risks of the underlying instrument on which the derivative is based, such as counterparty, correlation and liquidity risk. If a counterparty is unable to honor its commitments, the value of Fund shares may decline and/or the Fund could experience delays in the return of collateral or other assets held by the counterparty. The Fund is exposed to liquidity risk when trading volume, lack of a market maker or trading partner, large position size, market conditions, or legal restrictions impair its ability to sell particular investments or to sell them at advantageous market prices. The impact of the coronavirus on global markets could last for an extended period and could adversely affect the Fund's performance. No fund is a complete investment program and you may lose money investing in a fund. The Fund may engage in other investment practices that may involve additional risks and you should review the [Fund prospectus](#) for a complete description.

7. Percent of bond holdings.

8. Reflects weighted average price of investments that receive both principal and interest payments.



Andrew Szczurowski, CFA
Managing Director, Co-Head of Mortgage
& Securitized
Joined Eaton Vance 2007

Biography

Andrew Szczurowski is Co-Head of the Mortgage and Securitized investment team and a portfolio manager on Mortgage and Securitized investment team. He joined Eaton Vance in 2007. Morgan Stanley acquired Eaton Vance in March 2021. Previously at Eaton Vance, he was a portfolio manager on Eaton Vance's Global Income team, responsible for buy and sell decisions, portfolio construction, and risk management for the firm's mortgage-backed strategies.

Andrew began his career in the investment industry in 2005. Before joining Eaton Vance, he was affiliated with BNY Mellon. Andrew earned a B.S., cum laude, from the Peter T. Paul College of Business and Economics at the University of New Hampshire. He holds the Chartered Financial Analyst designation and is a member of the CFA Society Boston.

Education

- B.S. University of New Hampshire

Experience

- Managed Fund since 2014

Other funds managed

- [Government Opportunities Fund](#)
- [Strategic Income Fund \(formerly Short Duration Strategic Income Fund\)](#)



Alex Payne, CFA
Managing Director, Portfolio Manager
Joined Eaton Vance 2015

Biography

Alexander Payne is a portfolio manager on the Mortgage and Securitized investment team. He is responsible for buy and sell decisions, portfolio construction, and risk management. He joined Eaton Vance in 2015. Morgan Stanley acquired Eaton Vance in March 2021.

Alex began his career in the investment industry in 2007. Before joining Eaton Vance, he was a mortgage trader at Goldman Sachs. Alex earned a B.A. in government from Dartmouth College and holds the Chartered Financial Analyst designation.

Education

- B.A. Dartmouth College

Experience

- Managed Fund since 2020

Other funds managed

- [Government Opportunities Fund](#)

Literature

Literature



Fact Sheet

[Download](#) - Last updated: Mar 31, 2024



Commentary

[Download](#) - Last updated: Mar 31, 2024



Annual Report

[Download](#) - Last updated: Oct 31, 2023



Full Prospectus

[Download](#) - Last updated: Mar 1, 2024



Short Duration Government Income Fund Holdings

[Download](#) - Last updated: Feb 29, 2024



Q1 Holdings

[Download](#) - Last updated: Jan 31, 2024



Q3 Holdings

[Download](#) - Last updated: Jul 31, 2023



SAI

[Download](#) - Last updated: Mar 1, 2024



Semi-Annual Report

[Download](#) - Last updated: Apr 30, 2023



Summary Prospectus

[Download](#) - Last updated: Mar 1, 2024



HEADQUARTERS

One Post Office Square
Boston, MA 02110

Investments

[Eaton Vance Funds](#)

[Parametric Funds](#)

[Calvert Funds](#)

[Separately Managed
Accounts](#)

[Closed-End Funds and
Term Trusts](#)

Insights

[Advisory Blog](#)

[The BEAT](#)

[Market Update Events](#)

[The Advisor Institute](#)

Taxes & Tools

[Investment Tax Center](#)

[Tax Information](#)

[Investment Tax Calculator](#)

[Laddered Investing Interest
Rate Scenario Tool](#)

[Concentrated Stock
Position Calculator](#)

[Tax-Equivalent Yield
Calculator](#)

Resources

[Forms & E-Delivery](#)

[Mutual Funds & Abandoned
Property](#)

[DST Vision](#)

[Active Advisor](#)

[Corporate Filings](#)

[Annual Reports](#)

[Press Releases](#)

[Diversity and Inclusion](#)

Eaton Vance is part of Morgan Stanley Investment Management, the asset management division of Morgan Stanley.

For USA PATRIOT Act Disclosure Notice please click [here](#).

 This image indicates content designed specifically for Financial Advisors / Investment Professionals. This material is not to be used with the public.

Before investing in any Eaton Vance, Calvert or Morgan Stanley Investment Management Inc.-advised fund, prospective investors should consider carefully the investment objective(s), risks, and charges and expenses. Read the prospectus carefully before you invest or send money. For **open-end mutual funds**, the current prospectus contains this and other information. To obtain an **open-end mutual fund** prospectus or summary prospectus and the most recent annual and semiannual shareholder reports, contact your financial advisor or [download a copy here](#). For **closed-end funds**, you should contact your financial advisor. To obtain the most recent annual and semi-annual shareholder report for a closed-end fund contact your financial advisor or [download a copy here](#). To obtain an **exchange-traded fund**, ("ETF") prospectus or summary prospectus, contact your financial advisor or [download a copy here](#).

Before purchasing any **variable product**, consider the objectives, risks, charges, and expenses associated with the underlying investment option(s) and those of the product itself. For a prospectus containing this and other information, contact your investment or insurance professional. Read the prospectus carefully before investing.

NOT FDIC INSURED | OFFER NO BANK GUARANTEE | MAY LOSE VALUE | NOT INSURED BY ANY FEDERAL GOVERNMENT AGENCY | NOT A DEPOSIT

Eaton Vance does not provide tax or legal advice. Prospective investors should consult with a tax or legal advisor before making any investment decision. The information on this Web page is for U.S. residents only and does not constitute an offer to sell, or a solicitation of an offer to purchase, securities in any jurisdiction to any person to whom it is not lawful to make such an offer.

© Eaton Vance Management. All rights reserved.

Eaton Vance open-end mutual funds are offered through Eaton Vance Distributors, Inc. One Post Office Square, Boston, MA 02110. Member [FINRA](#) / [SIPC](#). Exchange-traded funds are distributed by Foreside Fund Services, LLC.

Publication details: Thursday, April 25, 2024 5:32 PM

Page ID: EASDX - <https://www.eatonvance.com/short-duration-government-income-fund-easdx.php>