



Short Duration Diversified Income Fund

EVG

Symbol

\$13.80 ▲\$0.01

NAV as of Jun 21, 2021

\$13.39 ▼\$-0.01

MKT as of Jun 21, 2021

-2.97%Premium/Discount
as of Jun 21, 2021**Fact Sheet**

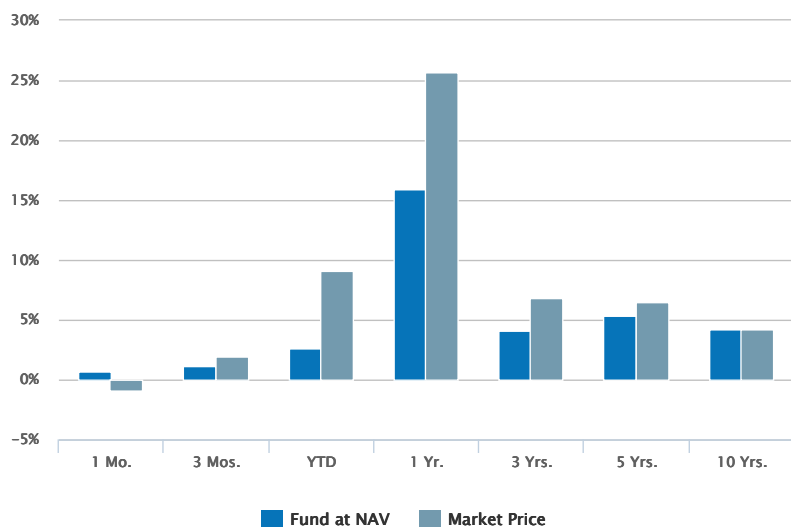
Mar 31, 2021

**CEF Connect - EVG**

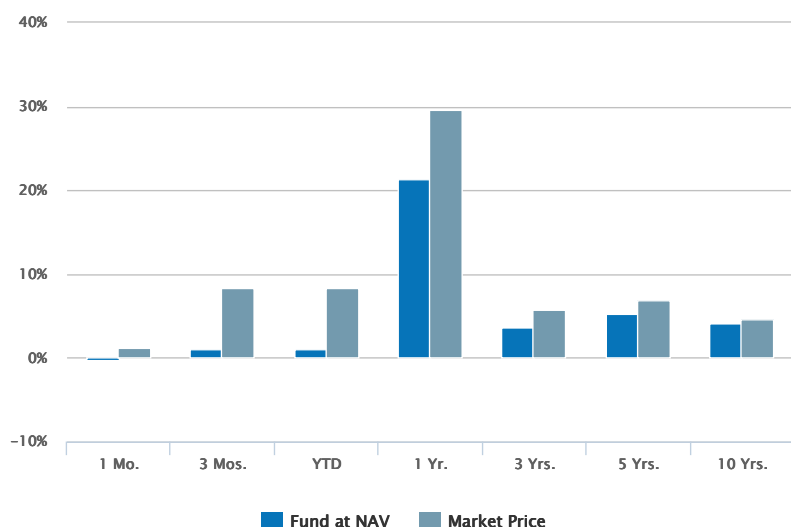
Historical Returns (%)

as of Mar 31, 2021

05/31/2021



03/31/2021



05/31/2021

Fund at NAV	0.71	1.18	2.63	15.92	4.11	5.31	4.15
Market Price	-0.87	1.93	9.10	25.72	6.81	6.53	4.21

03/31/2021

Fund at NAV	-0.31	1.12	1.12	21.32	3.62	5.33	4.17
Market Price	1.18	8.29	8.29	29.68	5.73	6.89	4.53

Past performance is no guarantee of future results. Investment return and principal value will fluctuate so that shares, when sold, may be worth more or less than their original cost. Performance is for the stated time period only; due to market volatility, the Fund's current performance may be lower or higher than quoted. The Fund's performance at market price will differ from its results at NAV. Returns are historical and are calculated by determining the percentage change in net asset value or market price (as applicable) with all distributions reinvested and includes management fees and other expenses. Until the reinvestment of Fund distributions is completed, returns are calculated using the lower of the net asset value or market price of the shares on the distribution ex date. Once the reinvestment is complete, returns are calculated using the average reinvestment price. Performance less than or equal to one year is cumulative.

Distribution Rates¹

as of Jun 21, 2021

Distribution Rate at NAV	6.52%
Distribution Rate at Market Price	6.72%

Fund Facts

Performance Inception	02/28/2005
Investment Objective	Current income
CUSIP	27828V104

Expense Ratios (%)²

as of Annual Report dated 10/31/2020	
Management Fees	1.24
Other Expenses	0.24
Total Expenses (ex Interest and Fee Expense)	1.48
Interest and Fee Expense	0.57
Total Expenses	2.05

Portfolio Management

Catherine McDermott	Managed Fund since 2008
Andrew Szczurowski, CFA	Managed Fund since 2011
Eric Stein, CFA	Managed Fund since 2012
Sarah C. Orvin, CFA	Managed Fund since 2016

The information contained herein is provided for informational purposes only and does not constitute a solicitation of an offer to buy or sell Fund shares. Common shares of the Fund are only available for purchase and sale at current market price on a stock exchange. There is no assurance that the Fund will achieve its investment objective. The Fund is subject to numerous risks, including investment risks. Shares of closed-end funds often trade at a discount from their net asset value. The Fund is not a complete investment program and you may lose money investing in the Fund. An investment in the Fund may not be appropriate for all investors. Investors should review and consider carefully the Fund's investment objective, risks, charges and expenses.

The premium/discount is calculated as $[(\text{market price}/\text{NAV})-1]$.

Links to Morningstar Fact Sheet and CEF Connect: By clicking on the link from this page to the Morningstar fact sheet or CEF Connect, you will leave the Eaton Vance website. Eaton Vance is not responsible for the content of any such third-party website. See "Terms and Conditions" below.

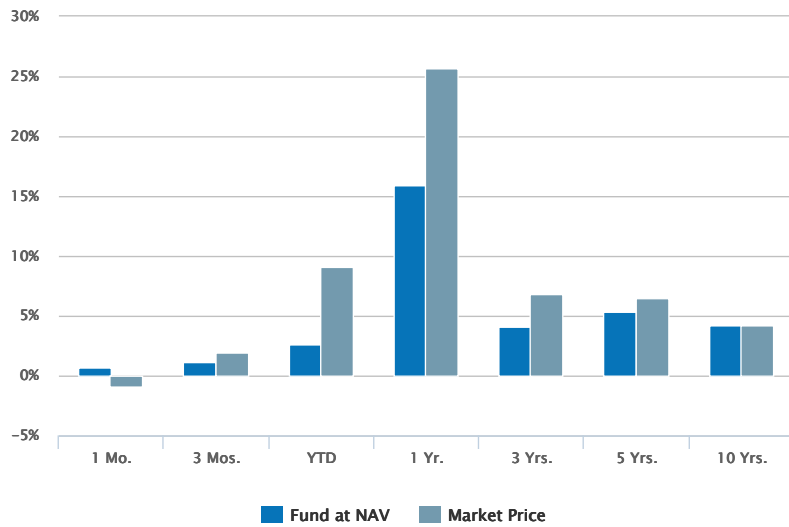
1. Distribution Rate at NAV and Market Price is calculated by dividing the last distribution paid per share (annualized) by NAV or market price, respectively. A Fund's distributions in any period may be more or less than the net return earned by the Fund on its investments, and therefore should not be used as a measure of performance or confused with "yield" or "income."

2. Interest and fee expense relates to borrowings for the purpose of financial leverage.

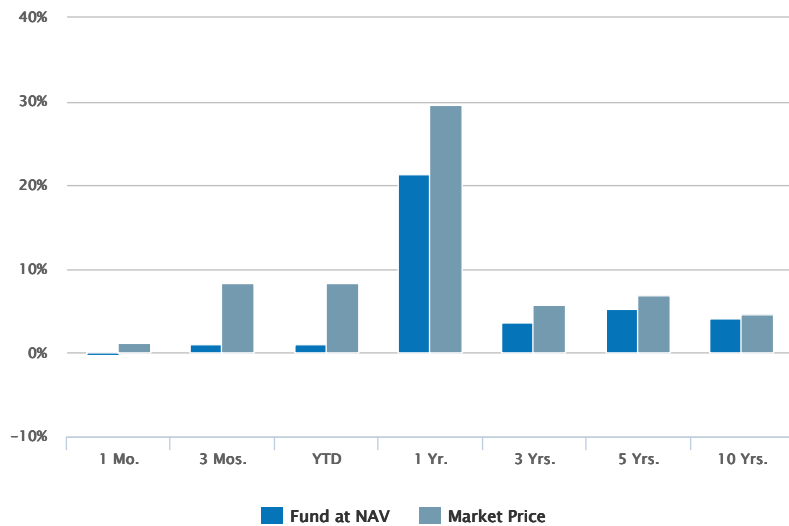
Historical Returns (%)

as of Mar 31, 2021

05/31/2021



03/31/2021



05/31/2021

Fund at NAV	0.71	1.18	2.63	15.92	4.11	5.31	4.15
Market Price	-0.87	1.93	9.10	25.72	6.81	6.53	4.21

03/31/2021

Fund at NAV	-0.31	1.12	1.12	21.32	3.62	5.33	4.17
Market Price	1.18	8.29	8.29	29.68	5.73	6.89	4.53

Past performance is no guarantee of future results. Investment return and principal value will fluctuate so that shares, when sold, may be worth more or less than their original cost. Performance is for the stated time period only; due to market volatility, the Fund's current performance may be lower or higher than quoted. The Fund's performance at market price will differ from its results at NAV. Returns are historical and are calculated by determining the percentage change in net asset value or market price (as applicable) with all distributions reinvested and includes management fees and other expenses. Until the reinvestment of Fund distributions is completed, returns are calculated using the lower of the net asset value or market price of the shares on the distribution ex date. Once the reinvestment is complete, returns are calculated using the average reinvestment price. Performance less than or equal to one year is cumulative.

Calendar Year Returns (%)

	2011	2012	2013	2014	2015	2016	2017	2018	2019	2020
Fund at NAV	2.91	7.44	1.21	3.26	0.28	8.38	8.70	-0.03	9.57	1.21
Market Price	2.37	13.18	-5.67	-0.41	2.39	11.94	10.77	-7.64	16.38	-1.83

Fund Facts

Performance Inception 02/28/2005

Distribution Rates¹

as of Jun 21, 2021

Distribution Rate at NAV	6.52%
Distribution Rate at Market Price	6.72%

Distribution History^{3,4}

Ex-Date	Distribution	Reinvest Price
May 20, 2021	\$0.07500	\$13.08
Apr 22, 2021	\$0.07500	\$13.20
Mar 23, 2021	\$0.07500	\$13.10
Feb 18, 2021	\$0.07500	\$13.20
Jan 21, 2021	\$0.07500	\$13.04
Dec 23, 2020	\$0.07500	\$12.36
Nov 20, 2020	\$0.07500	\$12.42
Oct 22, 2020	\$0.07500	\$11.95
Sep 22, 2020	\$0.07500	\$11.55
Aug 21, 2020	\$0.07500	\$11.40

[View All](#)

No records in this table indicates that there has not been a distribution greater than .0001 within the past 3 years.

Tax Character of Distributions

Ordinary Dividends

	Non-Qualified	Qualified	Total	Capital Gain Distributions	Nondividend Distributions	Total Distributions
Distributions (\$)						
2019	\$0.92	\$0.02	\$0.94	\$0.00	\$0.00	\$0.94
2018	\$0.83	\$0.00	\$0.83	\$0.00	\$0.00	\$0.83

Ordinary Dividends

	Non-Qualified	Qualified	Total	Capital Gain Distributions	Nondividend Distributions	Total Distributions
2017	\$0.89	\$0.00	\$0.89	\$0.00	\$0.07	\$0.96
2016	\$0.63	\$0.00	\$0.63	\$0.00	\$0.45	\$1.08
2015	\$0.51	\$0.00	\$0.51	\$0.00	\$0.57	\$1.08
2014	\$0.76	\$0.00	\$0.76	\$0.00	\$0.32	\$1.08
2013	\$0.72	\$0.00	\$0.72	\$0.00	\$0.36	\$1.08
2012	\$0.97	\$0.02	\$0.99	\$0.00	\$0.00	\$0.99
2011	\$1.08	\$0.00	\$1.08	\$0.00	\$0.00	\$1.08
2010	\$1.25	\$0.00	\$1.25	\$0.00	\$0.00	\$1.25
2009	\$0.98	\$0.00	\$0.98	\$0.00	\$0.12	\$1.10
2008	\$1.42	\$0.00	\$1.42	\$0.00	\$0.00	\$1.42
2007	\$1.42	\$0.00	\$1.42	\$0.00	\$0.00	\$1.42
2006	\$1.33	\$0.00	\$1.33	\$0.00	\$0.08	\$1.41
2005	\$0.90	\$0.00	\$0.90	\$0.00	\$0.11	\$1.01
Distributions (%)						
2019	97.53%	2.47%	100.00%	0.00%	0.00%	100.00%
2018	100.00%	0.00%	100.00%	0.00%	0.00%	100.00%
2017	92.36%	0.00%	92.36%	0.00%	7.64%	100.00%
2016	58.78%	0.00%	58.78%	0.00%	41.22%	100.00%
2015	47.15%	0.00%	47.15%	0.00%	52.85%	100.00%
2014	69.94%	0.35%	70.29%	0.00%	29.71%	100.00%
2013	66.30%	0.00%	66.30%	0.00%	33.70%	100.00%
2012	97.66%	2.34%	100.00%	0.00%	0.00%	100.00%
2011	100.00%	0.00%	100.00%	0.00%	0.00%	100.00%
2010	100.00%	0.00%	100.00%	0.00%	0.00%	100.00%
2009	88.81%	0.00%	88.81%	0.00%	11.19%	100.00%
2008	100.00%	0.00%	100.00%	0.00%	0.00%	100.00%
2007	100.00%	0.00%	100.00%	0.00%	0.00%	100.00%
2006	94.23%	0.00%	94.23%	0.00%	5.77%	100.00%
2005	88.83%	0.00%	88.83%	0.00%	11.17%	100.00%

The information contained herein is provided for informational purposes only and does not constitute a solicitation of an offer to buy or sell Fund shares. Common shares of the Fund are only available for purchase and sale at current market price on a stock exchange. There is no assurance that the Fund will achieve its investment objective. The Fund is subject to numerous risks, including investment risks. Shares of closed-end funds often trade at a discount from their net asset value. The Fund is not a complete investment program and you may lose money investing in the Fund. An investment in the Fund may not be appropriate for all investors. Investors should review and consider carefully the Fund's investment objective, risks, charges and expenses.

The premium/discount is calculated as [(market price/NAV)-1].

Links to Morningstar Fact Sheet and CEF Connect: By clicking on the link from this page to the Morningstar fact sheet or CEF Connect, you will leave the Eaton Vance website. Eaton Vance is not responsible for the content of any such third-party website. See "Terms and Conditions" below.

1. Distribution Rate at NAV and Market Price is calculated by dividing the last distribution paid per share (annualized) by NAV or market price, respectively. A Fund's distributions in any period may be more or less than the net return earned by the Fund on its investments, and therefore should not be used as a measure of performance or confused with "yield" or "income."
 3. See "Tax Character of Distributions". For information about any distributions in the current year estimated to include non-dividend distributions or capital gains, please refer to [Eaton Vance Closed-End Fund Distribution Notices \(19a\)](#).
 4. A nondividend or return of capital distribution may include, for example, a return of some or all of the money that an investor invested in Fund shares, which can cause the Fund's NAV to erode.
-

No portfolio information is currently available.

The information contained herein is provided for informational purposes only and does not constitute a solicitation of an offer to buy or sell Fund shares. Common shares of the Fund are only available for purchase and sale at current market price on a stock exchange. There is no assurance that the Fund will achieve its investment objective. The Fund is subject to numerous risks, including investment risks. Shares of closed-end funds often trade at a discount from their net asset value. The Fund is not a complete investment program and you may lose money investing in the Fund. An investment in the Fund may not be appropriate for all investors. Investors should review and consider carefully the Fund's investment objective, risks, charges and expenses.

The premium/discount is calculated as $[(\text{market price}/\text{NAV})-1]$.

Links to Morningstar Fact Sheet and CEF Connect: By clicking on the link from this page to the Morningstar fact sheet or CEF Connect, you will leave the Eaton Vance website. Eaton Vance is not responsible for the content of any such third-party website. See "Terms and Conditions" below.



Catherine McDermott
Vice President, Eaton Vance
Management
Joined Eaton Vance 2000

Biography

Catherine McDermott is a vice president of Eaton Vance Management and portfolio manager on Eaton Vance's floating-rate loan team. She is responsible for buy and sell decisions, portfolio construction and risk management for the firm's floating-rate loan strategies. Her focus is primarily on the automotive industry in addition to casinos, general industrial, theaters, packaging and consumer products. She joined Eaton Vance in 2000.

Catherine began her career in the investment management industry in 1988. Before joining Eaton Vance, she was a principal at Cypress Tree Investment Management and a vice president of corporate underwriting and research at Financial Security Assurance Inc.

Catherine earned a B.A., summa cum laude, from Boston College.

Education

- B.A. Boston College

Experience

- Managed Fund since 2008

Other funds managed

- [Floating-Rate 2022 Target Term Trust](#)
- [Floating-Rate Income Plus Fund](#)
- [Floating-Rate Income Trust](#)
- [Limited Duration Income Fund](#)
- [Senior Floating-Rate Trust](#)
- [Senior Income Trust](#)



Andrew Szczurowski, CFA
Vice President, Eaton Vance
Management
Joined Eaton Vance 2007

Biography

Andrew Szczurowski is a vice president of Eaton Vance Management and portfolio manager on Eaton Vance's global income team. He is responsible for buy and sell decisions, portfolio construction and risk management for the firm's mortgage-backed securities strategies. He joined Eaton Vance in 2007.

Andrew began his career in the investment management industry in 2005. Before joining Eaton Vance, he was affiliated with BNY Mellon.

Andrew earned a B.S., cum laude, from Peter T. Paul College of Business and Economics at the University of New Hampshire. He is a member of the CFA Society of Boston and is a CFA charterholder.

Education

- B.S. University of New Hampshire

Experience

- Managed Fund since 2011

Other funds managed

- [Limited Duration Income Fund](#)



Eric Stein, CFA

Chief Investment Officer, Fixed Income
Joined Eaton Vance 2002; rejoined the firm in 2008

Biography

Eric Stein is a vice president of Eaton Vance Management and chief investment officer, fixed income. He is responsible for overseeing the management of investment strategies for Eaton Vance Management and its affiliate Calvert Research and Management across the income markets, including floating-rate loans, high-yield bonds, municipal bonds, emerging-market debt, mortgage-backed and asset-backed securities, investment-grade corporate and government bonds, and multi-asset income solutions for individual and institutional accounts. He originally joined Eaton Vance in 2002 and rejoined the company in 2008.

Eric began his career in the investment management industry with Eaton Vance in 2002. Previously at Eaton Vance, he was co-director of global income and a portfolio manager on Eaton Vance's global income team, where he led that team with investment professionals based in Boston, Washington, D.C., London and Singapore. Eric previously worked on the Markets Desk of the Federal Reserve Bank of New York. He has additional experience at Citigroup Alternative Investments.

Eric earned a B.S., cum laude, from Boston University and an MBA, with honors, from the University of Chicago Booth School of Business. He is a term member of the Council on Foreign Relations. He is also a CFA charterholder and a member of the Boston Committee on Foreign Relations, Boston Economic Club, Enterprise Club, AEI Boston Council and the CFA Society Boston. Eric is on the board of overseers of Big Brothers Big Sisters of Massachusetts Bay, where he is also a member of the finance and audit committee.

Eric's commentary has appeared in The New York Times, The Wall Street Journal, Barron's, Financial Times, The Washington Post, Bloomberg, Dow Jones, Reuters, Kiplinger's and The Christian Science Monitor. He has been featured on CNBC, Fox News, Fox Business News, PBS, Bloomberg Radio and Bloomberg TV.

Education

- B.S. Boston University
- M.B.A. Booth School of Business, University of Chicago

Experience

- Managed Fund since 2012

Other funds managed

- [Limited Duration Income Fund](#)
-

Sarah C. Orvin, CFA

Vice President, Eaton Vance Management
Joined Eaton Vance 2008

Biography

Sarah Orvin is a vice president of Eaton Vance Management and portfolio manager on Eaton Vance's global income team. She is responsible for buy and sell decisions, portfolio construction and risk management for the firm's global income strategies. She is also responsible for the analysis of macroeconomics, politics and financial markets of various countries in Southern and Central Europe, the Middle East and Africa and the management of regional investments in various global portfolios. She began her career in the investment management industry with Eaton Vance in 2008.

Sarah earned a B.A. from Boston College. She is a member of the CFA Society of Boston and is a CFA charterholder. She has written for the Financial Times beyondbrics blog.

Education

- B.A. Boston College

Experience

- Managed Fund since 2016
-

Literature



Fact Sheet

[Download](#) - Last updated: Mar 31, 2021



Annual Report

[Download](#) - Last updated: Oct 31, 2020



Short Duration Diversified Income Holdings

[Download](#) - Last updated: Apr 30, 2021



Q1 Holdings

[Download](#) - Last updated: Jan 31, 2021



Q3 Holdings

[Download](#) - Last updated: Jul 31, 2020



Holdings - Form N-PORT

[Download](#)



Return of Capital Distributions Demystified

[Download](#) - Last updated: Mar 17, 2021



Eaton Vance Announces Upcoming Retirement of Payson F. Swaffield

[Download](#) - Last updated: Apr 30, 2020



Eaton Vance Announces Updated Results of Closed-End Fund Share Repurchase Programs

[Download](#) - Last updated: Jan 9, 2014



Eric A. Stein to Join Portfolio Management Team of Eaton Vance Limited Duration Income Fund and Eaton Vance Short Duration Diversified Income Fund

[Download](#) - Last updated: Nov 27, 2012



Distribution Dates and Amounts Announced for Eaton Vance Closed-End Funds

[Download](#) - Last updated: Jun 1, 2021



Results of Special Shareholder Meeting of Eaton Vance Short Duration Diversified Income Fund

[Download](#) - Last updated: May 7, 2021



Distribution Dates and Amounts Announced for Eaton Vance Closed-End Funds

[Download](#) - Last updated: May 3, 2021



Distribution Dates and Amounts for Eaton Vance Closed-End Funds

[Download](#) - Last updated: Apr 1, 2021



Eaton Vance Short Duration Diversified Income Fund Announces Conditional Tender Offer, Conditional Distribution Rate Increase and Special Shareholder Meeting

[Download](#) - Last updated: Mar 9, 2021



Distribution Dates and Amounts Announced for Eaton Vance Closed-End Funds

[Download](#) - Last updated: Mar 1, 2021



Results of Special Shareholder Meeting of Eaton Vance Floating-Rate 2022 Target Term Trust (EFL): Approval of Interim Agreements for Certain Other Closed-End Funds

[Download](#) - Last updated: Feb 23, 2021



Distribution Dates and Amounts Announced for Eaton Vance Closed-End Funds

[Download](#) - Last updated: Feb 1, 2021



Certain Eaton Vance Closed-End Funds Announce Telephonic Annual Meeting Of Shareholders On February 11, 2021

[Download](#) - Last updated: Jan 28, 2021



Corrected Results of Joint Special Shareholder Meeting of Certain Eaton Vance Closed-End Funds

[Download](#) - Last updated: Jan 12, 2021



Results of Joint Special Shareholder Meeting of Certain Eaton Vance Closed-End Funds

[Download](#) - Last updated: Jan 8, 2021



Distribution Dates and Amounts Announced for Eaton Vance Closed-End Funds

[Download](#) - Last updated: Jan 4, 2021



Certain Eaton Vance Closed-End Funds Joint Special Meeting of Shareholders on January 7, 2021 Will Be a Virtual Meeting

[Download](#) - Last updated: Dec 23, 2020



Distribution Dates and Amounts Announced for Eaton Vance Closed-End Funds

[Download](#) - Last updated: Dec 1, 2020



Eaton Vance Closed-End Funds Announce Board Approval of New Investment Advisory and Sub-Advisory Agreements

[Download](#) - Last updated: Nov 10, 2020



Distribution Dates and Amounts Announced for Eaton Vance Closed-End Funds

[Download](#) - Last updated: Nov 2, 2020



Eaton Vance Closed-End Funds Announce Record and Meeting Dates For Joint Special Meeting of Shareholders

[Download](#) - Last updated: Oct 29, 2020



Distribution Dates and Amounts Announced for Eaton Vance Closed-End Funds

[Download](#) - Last updated: Oct 1, 2020



Distribution Dates and Amounts Announced for Eaton Vance Closed-End Funds

[Download](#) - Last updated: Sep 1, 2020



Distribution Dates and Amounts Announced for Eaton Vance Closed-End Funds

[Download](#) - Last updated: Aug 3, 2020



Distribution Dates and Amounts Announce for Eaton Vance Closed-End Funds

[Download](#) - Last updated: Jul 1, 2020



Distribution Dates and Amounts Announced for Eaton Vance Closed-End Funds

[Download](#) - Last updated: Jun 1, 2020



Distribution Dates and Amounts Announced for Eaton Vance Closed-End Funds

[Download](#) - Last updated: May 1, 2020



Distribution Dates and Amounts Announced for Eaton Vance Closed-End Funds

[Download](#) - Last updated: Apr 1, 2020



Distribution Dates and Amounts Announced for Eaton Vance Closed-End Funds

[Download](#) - Last updated: Mar 2, 2020



Distribution Dates and Amounts Announced For Eaton Vance Closed-End Funds

[Download](#) - Last updated: Feb 3, 2020



Eaton Vance Declares Early Monthly Distributions and Special Distributions for Certain Eaton Vance Closed-End Funds

[Download](#) - Last updated: Dec 20, 2019



Distribution Dates and Amounts Announced for Eaton Vance Closed-End Funds

[Download](#) - Last updated: Dec 2, 2019



Distribution Dates and Amounts Announced For Eaton Vance Closed-End Funds

[Download](#) - Last updated: Nov 1, 2019



Distribution Dates and Amounts Announced for Eaton Vance Closed-End Funds

[Download](#) - Last updated: Oct 1, 2019



Distribution Dates and Amounts Announced for Eaton Vance Closed-End Funds

[Download](#) - Last updated: Sep 3, 2019



Distribution Dates and Amounts Announced for Eaton Vance Closed-End Funds

[Download](#) - Last updated: Aug 1, 2019



Distribution Rates and Amounts Announced for Eaton Vance Closed-End Funds

[Download](#) - Last updated: Jul 1, 2019



Eaton Vance Closed-End Funds Adopt Share Repurchase Programs

[Download](#) - Last updated: Nov 15, 2013



Semi-Annual Report

[Download](#) - Last updated: Apr 30, 2020

**HEADQUARTERS**

Two International Place
Boston, MA 02110

Investments[Eaton Vance Funds](#)[Parametric Funds](#)[Calvert Funds](#)[Separately Managed
Accounts](#)[Closed-End Funds and Term
Trusts](#)**Insights**[Advisory Blog](#)[Monthly Market Monitor](#)[Market Update Events](#)[Eaton Vance on Washington](#)[Market Views](#)[The Advisor Institute](#)**Taxes & Tools**[Investment Tax Center](#)[Tax Information](#)[Investment Tax Calculator](#)[Laddered Investing Interest
Rate Scenario Tool](#)[Concentrated Stock Position
Calculator](#)[Tax-Equivalent Yield
Calculator](#)**Resources**[Mutual Fund Sales Charges](#)[Parametric Sales Charges](#)[Forms & E-Delivery](#)[Fund Corporate Governance](#)[Mutual Funds & Abandoned
Property](#)[DST Vision](#)[AdvisorCentral](#)

Accessibility	Business Continuity	Privacy & Security	Terms & Conditions	Careers	Contact	Investor Account Access
-------------------------------	-------------------------------------	--	--	-------------------------	-------------------------	---

Eaton Vance is part of Morgan Stanley Investment Management, the asset management division of Morgan Stanley.

 This image indicates content designed specifically for Financial Advisors / Investment Professionals. This material is not to be used with the public.

NOT FDIC INSURED | OFFER NO BANK GUARANTEE | MAY LOSE VALUE | NOT INSURED BY ANY FEDERAL GOVERNMENT AGENCY | NOT A DEPOSIT

Eaton Vance does not provide tax or legal advice. Prospective investors should consult with a tax or legal advisor before making any investment decision.

The information on this Web page is for U.S. residents only and does not constitute an offer to sell, or a solicitation of an offer to purchase, securities in any jurisdiction to any person to whom it is not lawful to make such an offer.

© Eaton Vance Management. All rights reserved.

Publication details: Tuesday, June 22, 2021 10:03 AM

Page ID: EVG - <https://funds.eatonvance.com/short-duration-diversified-income-fund-evg.php>