

Eaton Vance Emerging Markets Local Income Fund (S Acc EUR (U))

S Acc EUR (U) ▾

10.61 ▲0.00

Share Class

NAV as of Mar 20, 2023



Commentary

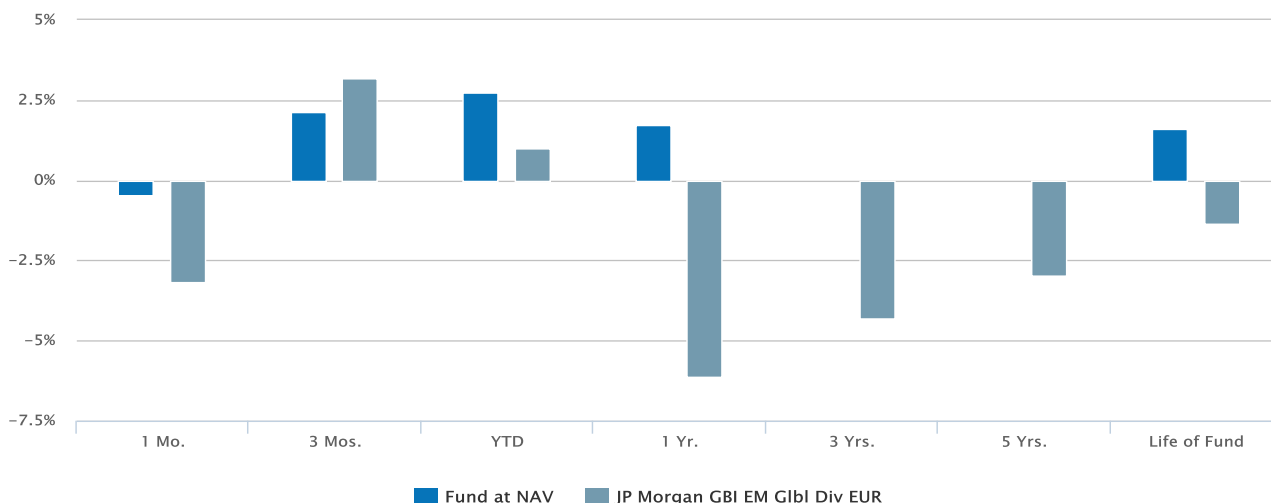
Feb 28, 2023

Historical Returns (%)

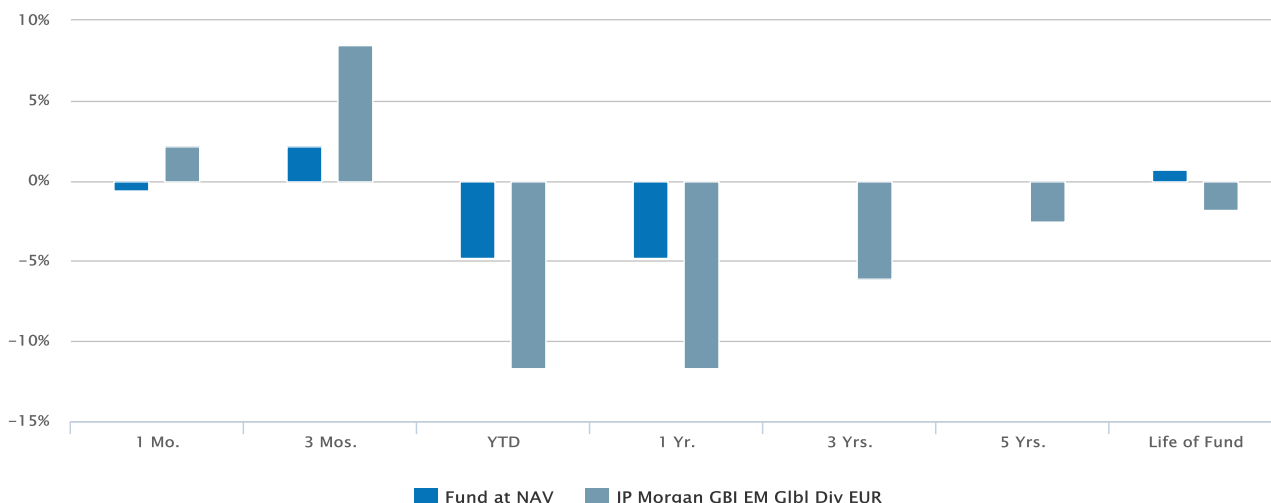
Past performance is no guarantee of future results.

as of Dec 31, 2022

02/28/2023



12/31/2022



02/28/2023

Fund at NAV	-0.47	2.12	2.72	1.73	-	-	1.59
JP Morgan GBI EM GIBI Div EUR	-3.16	3.17	0.99	-6.11	-4.29	-2.96	-1.36

12/31/2022

Fund at NAV	-0.58	2.18	-4.81	-4.81	-	-	0.69
JP Morgan GBI EM GIBI Div EUR	2.16	8.45	-11.69	-11.69	-6.11	-2.51	-1.80

Past performance is no guarantee of future results. Investment return and principal value will fluctuate so that shares, when redeemed, may be worth more or less than their original cost. Performance is for the stated time period only; due to market volatility, the Fund's current performance may be lower or higher than quoted. Returns are historical and are calculated by determining the percentage change in net asset value (NAV) with all distributions reinvested. Returns for other classes of shares offered by the Fund are different. Performance less than or equal to one year is cumulative. Source: Eaton Vance and RIMES.

Fund Facts

as of Dec 31, 2022

Class S Acc EUR (U) Inception	04/14/2020
Investment Objective	Total return

Fund Codes

CUSIP	G29217604
ISIN	IE00BLH95Y52

Total Net Assets	\$298.3M
Minimum Investment	\$5000000

SEDOL	BLH95Y5
Valor Number	53161584
Wertpapierkennnummer	N/A

Portfolio Management

[John R. Baur](#)

[Managed Fund since inception](#)

[Brian Shaw, CFA](#)

[Managed Fund since 2021](#)

[Patrick Campbell, CFA](#)

[Managed Fund since 2022](#)

The portfolio profile is subject to change due to active management. Percentages may not total 100 % due to rounding.

The use of leverage increases risks, such that a relatively small movement in the value of an investment may result in a disproportionately large movement, unfavorable as well as favorable, in the value of that investment and, in turn, the value of the Fund.

The Fund is actively managed in reference to the JPMorgan Government Bond Index: Emerging Market (JPM GBI-EM) Global Diversified (unhedged) Index (the "Index"). The Fund targets a tracking error relative to the Index of between 150 and 350 basis points and a 200 basis point return above the Index and the Investment Adviser has also set guidelines in respect of duration, volatility, correlation and beta relative to the Index. The Fund does not intend to track the Index, however, and a significant portion of the Fund's investments may not be Index constituents at any given time. The Index will also be used for performance comparison purposes.

The investment objective of the Fund is to generate total return, being income and capital appreciation. The Fund is actively managed and seeks to achieve its investment objective by investing in instruments to establish investment exposures to emerging markets. The Fund will invest at least 80% of its Net Asset Value in: (i) fixed income securities denominated in currencies of emerging market countries; (ii) fixed income securities issued by emerging market corporates or emerging market sovereign nations; and/or (iii) derivative instruments, denominated in or based on the currencies, interest rates, or issues of, emerging market countries. The Fund will invest in fixed income securities listed, traded or dealt on Recognised Markets (such as sovereign bonds and debentures, mortgage-backed securities ("MBS") and asset-backed securities, convertible debt securities (which may embed derivatives), municipal obligations, corporate bonds and debentures, fixed-income and floating rate debt securities and participation notes (such participation notes may be listed or unlisted and the Fund will invest no more than 10% of its Net Asset Value in participation notes.

This Fund is classified as an Article 8 product under the Sustainable Finance Disclosure Regulation. Article 8 products are those which promote environmental or social characteristics and which integrate sustainability into the investment process in a binding manner.

RISK CONSIDERATIONS

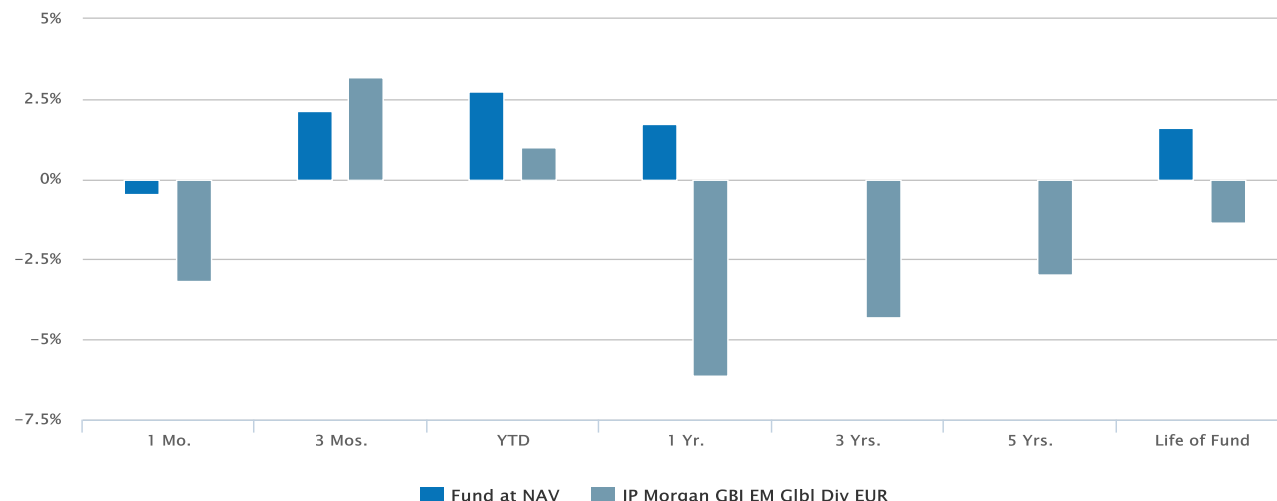
Eaton Vance International (Ireland) Emerging Markets Local Income Fund (the "Fund") share values are sensitive to stock market volatility, adverse market, economic, political, regulatory, geopolitical and other conditions. In international markets, these risks may be more significant. An imbalance in supply and demand in the income market may result in valuation uncertainties and greater volatility, less liquidity, widening credit spreads and a lack of price transparency in the market. Investments in income securities may be affected by changes in the creditworthiness of the issuer and are subject to the risk of nonpayment of principal and interest. The value of income securities also may decline because of real or perceived concerns about the issuer's ability to make principal and interest payments. Derivative instruments can be used to take both long and short positions, be highly volatile, result in economic leverage (which can magnify losses), and involve risks in addition to the risks of the underlying instrument on which the derivative is based, such as counterparty, correlation and liquidity risk. If a counterparty is unable to honor its commitments, the value of Fund shares may decline and/or the Fund could experience delays in the return of collateral or other assets held by the counterparty. The value of commodities investments will generally be affected by overall market movements and factors specific to a particular industry or commodity, including weather, embargoes, tariffs, or health, political, international and regulatory developments. As interest rates rise, the value of certain income investments is likely to decline. Because the Fund investments may be concentrated in a particular geographic region or country, the Fund share value may fluctuate more than that of a less concentrated fund. A nondiversified fund may be subject to greater risk by investing in a smaller number of investments than a diversified fund. Investments rated below investment grade (typically referred to as "junk") are generally subject to greater price volatility and illiquidity than higher-rated investments. No fund is a complete investment program and you may lose money investing in a fund. The Fund may engage in other investment practices that may involve additional risks and you should review the [Fund prospectus](#) for a complete description.

Historical Returns (%)

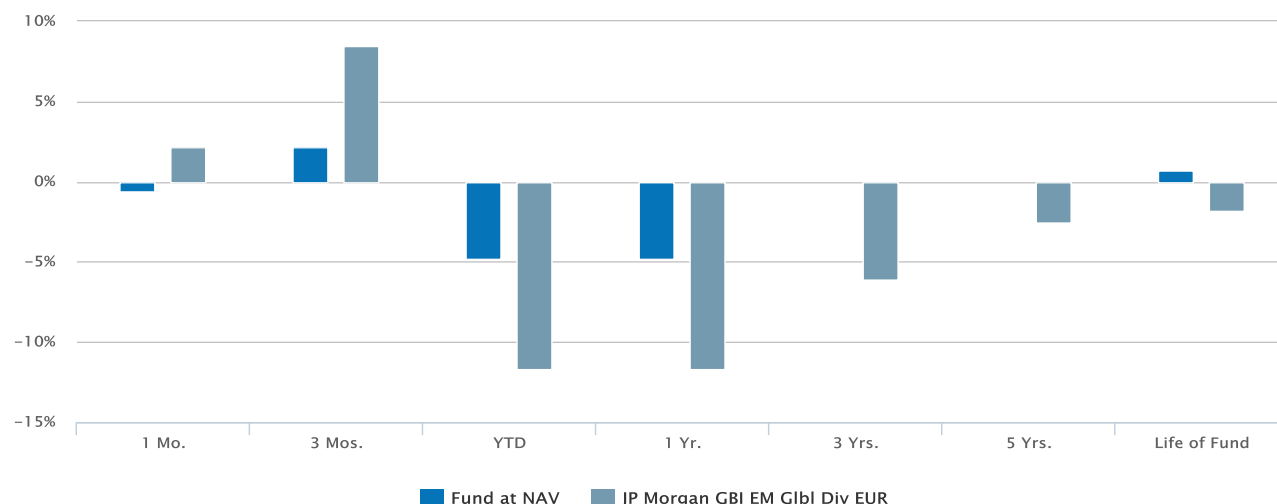
Past performance is no guarantee of future results.

as of Dec 31, 2022

02/28/2023



12/31/2022



02/28/2023

Fund at NAV	-0.47	2.12	2.72	1.73	-	-	1.59
JP Morgan GBI EM Gbl Div EUR	-3.16	3.17	0.99	-6.11	-4.29	-2.96	-1.36

12/31/2022

Fund at NAV	-0.58	2.18	-4.81	-4.81	-	-	0.69
JP Morgan GBI EM Gbl Div EUR	2.16	8.45	-11.69	-11.69	-6.11	-2.51	-1.80

Past performance is no guarantee of future results. Investment return and principal value will fluctuate so that shares, when redeemed, may be worth more or less than their original cost. Performance is for the stated time period only; due to market volatility, the Fund's current performance may be lower or higher than quoted. Returns are historical and are calculated by determining the percentage change in net asset value (NAV) with all distributions reinvested. Returns for other classes of shares offered by the Fund are different. Performance less than or equal to one year is cumulative. Source: Eaton Vance and RIMES.

Calendar Year Returns (%)

Past performance is no guarantee of future results.

	2013	2014	2015	2016	2017	2018	2019	2020	2021	2022
JP Morgan GBI EM Gbl Div EUR	-	-	-	-	-	-	-	-	-8.75	-11.69
JP Morgan GBI EM Gbl Div EUR	-	-	-	-	-	-	-	-	-8.75	-11.69

Fund Facts

Class S Acc EUR (U) Inception

04/14/2020

NAV History

Date	NAV	NAV Change
Mar 20, 2023	\$10.61	
Mar 16, 2023	\$10.60	-\$0.03
Mar 15, 2023	\$10.63	\$0.04
Mar 14, 2023	\$10.59	\$0.02
Mar 13, 2023	\$10.57	-\$0.04
Mar 10, 2023	\$10.61	-\$0.01
Mar 09, 2023	\$10.62	-\$0.04
Mar 08, 2023	\$10.66	-\$0.01
Mar 07, 2023	\$10.67	\$0.04
Mar 06, 2023	\$10.63	\$0.00

The portfolio profile is subject to change due to active management. Percentages may not total 100 % due to rounding.

The use of leverage increases risks, such that a relatively small movement in the value of an investment may result in a disproportionately large movement, unfavorable as well as favorable, in the value of that investment and, in turn, the value of the Fund.

The Fund is actively managed in reference to the JPMorgan Government Bond Index: Emerging Market (JPM GBI-EM) Global Diversified (unhedged) Index (the "Index"). The Fund targets a tracking error relative to the Index of between 150 and 350 basis points and a 200 basis point return above the Index and the Investment Adviser has also set guidelines in respect of duration, volatility, correlation and beta relative to the Index. The Fund does not intend to track the Index, however, and a significant portion of the Fund's investments may not be Index constituents at any given time. The Index will also be used for performance comparison purposes.

The investment objective of the Fund is to generate total return, being income and capital appreciation. The Fund is actively managed and seeks to achieve its investment objective by investing in instruments to establish investment exposures to emerging markets. The Fund will invest at least 80% of its Net Asset Value in: (i) fixed income securities denominated in currencies of emerging market countries; (ii) fixed income securities issued by emerging market corporates or emerging market sovereign nations; and/or (iii) derivative instruments, denominated in or based on the currencies, interest rates, or issues of, emerging market countries. The Fund will invest in fixed income securities listed, traded or dealt on Recognised Markets (such as sovereign bonds and debentures, mortgage-backed securities ("MBS") and asset-backed securities, convertible debt securities (which may embed derivatives), municipal obligations, corporate bonds and debentures, fixed-income and floating rate debt securities and participation notes (such participation notes may be listed or unlisted and the Fund will invest no more than 10% of its Net Asset Value in participation notes.

This Fund is classified as an Article 8 product under the Sustainable Finance Disclosure Regulation. Article 8 products are those which promote environmental or social characteristics and which integrate sustainability into the investment process in a binding manner.

RISK CONSIDERATIONS

Eaton Vance International (Ireland) Emerging Markets Local Income Fund (the "Fund") share values are sensitive to stock market volatility, adverse market, economic, political, regulatory, geopolitical and other conditions. In international markets, these risks may be more significant. An imbalance in supply and demand in the income market may result in valuation uncertainties and greater volatility, less liquidity, widening credit spreads and a lack of price transparency in the market. Investments in income securities may be affected by changes in the creditworthiness of the issuer and are subject to the risk of nonpayment of principal and interest. The value of income securities also may decline because of real or perceived concerns about the issuer's ability to make principal and interest payments. Derivative instruments can be used to take both long and short positions, be highly volatile, result in economic leverage (which can magnify losses), and involve risks in addition to the risks of the underlying instrument on which the derivative is based, such as counterparty, correlation and liquidity risk. If a counterparty is unable to honor its commitments, the value of Fund shares may decline and/or the Fund could experience delays in the return of collateral or other assets held by the counterparty. The value of commodities investments will generally be affected by overall market movements and factors specific to a particular industry or commodity, including weather, embargoes, tariffs, or health, political, international and regulatory developments. As interest rates rise, the value of certain income investments is likely to decline. Because the Fund investments may be concentrated in a particular geographic region

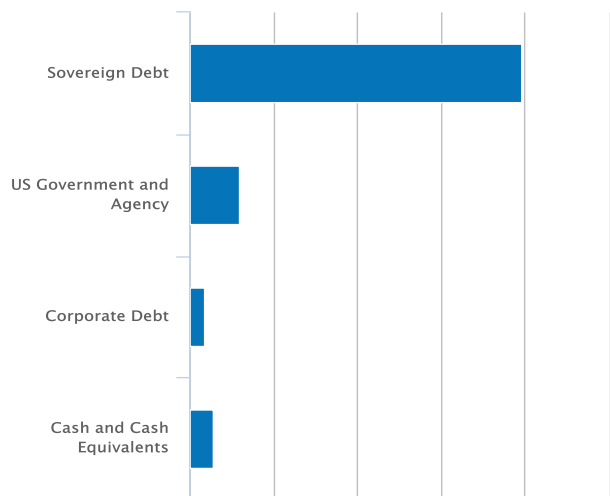
or country, the Fund share value may fluctuate more than that of a less concentrated fund. A nondiversified fund may be subject to greater risk by investing in a smaller number of investments than a diversified fund. Investments rated below investment grade (typically referred to as “junk”) are generally subject to greater price volatility and illiquidity than higher-rated investments. No fund is a complete investment program and you may lose money investing in a fund. The Fund may engage in other investment practices that may involve additional risks and you should review the [Fund prospectus](#) for a complete description.

Portfolio

Asset Mix (%)^{1,2}

as of Feb 28, 2023

02/28/2023



Sovereign Debt	79.01
US Government and Agency	11.68
Corporate Debt	3.60
Cash and Cash Equivalents	5.71

Portfolio Statistics

as of Feb 28, 2023

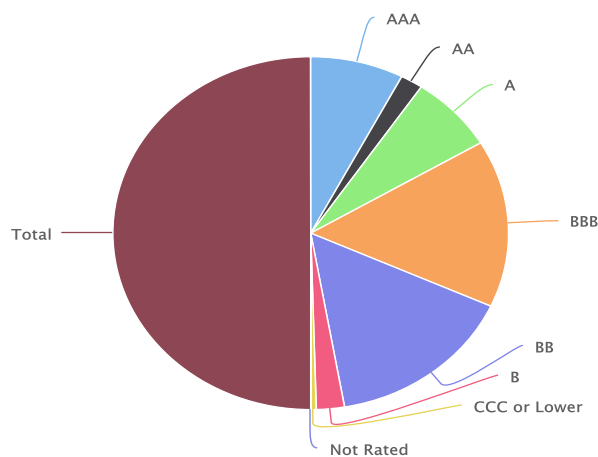
Average Duration 5.88 yrs.

Countries Represented 44

Credit Quality (%)³

as of Feb 28, 2023

02/28/2023



AAA	15.23
AA	3.66
A	14.01
BBB	30.70
BB	30.93
B	4.60
CCC or Lower	0.87
Not Rated	0.00
Total	100.00

Ratings are based on Moody's, S&P or Fitch, as applicable. If securities are rated differently by the ratings agencies, the highest rating is applied. Ratings, which are subject to change, apply to the creditworthiness of the issuers of the underlying securities and not to the Fund or its shares. Credit ratings measure the quality of a bond based on the issuer's creditworthiness, with ratings ranging from AAA, being the highest, to D, being the lowest based on S&P's measures. Ratings of BBB or higher by S&P or Fitch (Baa or higher by Moody's) are considered to be investment-grade quality. Credit ratings are based largely on the ratings agency's analysis at the time of rating. The rating assigned to any particular security is not necessarily a reflection of the issuer's current financial condition and does not necessarily reflect its assessment of the volatility of a security's market value or of the liquidity of an investment in the security. Holdings designated as "Not Rated" are not rated by the national ratings agencies stated above.

Foreign Currency Exposure (%)⁴

as of Feb 28, 2023

Malaysian Ringgit	12.75
Mexican Peso	12.24
Indonesian Rupiah	11.87
Brazilian Real	9.69
South African Rand	9.57
Thai Baht	9.47
Chinese Renminbi	6.53
Czech Koruna	6.49
Polish Zloty	6.08
Dominican Peso	5.67
View All	

Foreign Sovereign External Debt (%)⁵

as of Feb 28, 2023

Colombia	0.01
Macedonia	0.01
Armenia	0.00
Jordan	0.00
Suriname	0.00
Uzbekistan	0.00
Vietnam	0.00
Azerbaijan	0.00
Paraguay	0.00

to honor its commitments, the value of Fund shares may decline and/or the Fund could experience delays in the return of collateral or other assets held by the counterparty. The value of commodities investments will generally be affected by overall market movements and factors specific to a particular industry or commodity, including weather, embargoes, tariffs, or health, political, international and regulatory developments. As interest rates rise, the value of certain income investments is likely to decline. Because the Fund investments may be concentrated in a particular geographic region or country, the Fund share value may fluctuate more than that of a less concentrated fund. A nondiversified fund may be subject to greater risk by investing in a smaller number of investments than a diversified fund. Investments rated below investment grade

Foreign Contribution to Duration (yrs)

as of Feb 28, 2023

South Africa	0.82
Indonesia	0.69
Mexico	0.63
Thailand	0.56
Malaysia	0.54
China	0.52
Brazil	0.31
Czech Republic	0.24
Dominican Republic	0.22
Peru	0.20
View All	

The portfolio profile is subject to change due to active management. Percentages may not total 100 % due to rounding.

RISK CONSIDERATIONS

Eaton Vance International (Ireland) Emerging Markets Local Income Fund (the "Fund") share values are sensitive to stock market volatility, adverse market, economic, political, regulatory, geopolitical and other conditions. In international markets, these risks may be more significant. An imbalance in supply and demand in the income market may result in valuation uncertainties and greater volatility, less liquidity, widening credit spreads and a lack of price transparency in the market. Investments in income securities may be affected by changes in the creditworthiness of the issuer and are subject to the risk of nonpayment of principal and interest. The value of income securities also may decline because of real or perceived concerns about the issuer's ability to make principal and interest payments. Derivative instruments can be used to take both long and short positions, be highly volatile, result in economic leverage (which can magnify losses), and involve risks in addition to the risks of the underlying instrument on which the derivative is based, such as counterparty, correlation and liquidity risk. If a counterparty is unable

(typically referred to as “junk”) are generally subject to greater price volatility and illiquidity than higher-rated investments. No fund is a complete investment program and you may lose money investing in a fund. The Fund may engage in other investment practices that may involve additional risks and you should review the [Fund prospectus](#) for a complete description.

1. Per cent of total net assets.
2. Other net assets represent other assets less liabilities and include any investment type that represents less than 1 % of net assets. Any securities sold short will be subtracted from that corresponding asset.
3. Per cent of bond holdings.
4. Absolute value by per cent of net assets. Currency exposures include all foreign exchange-denominated assets, currency derivatives and commodities.
5. External debt exposure is defined as exposure to sovereign debt, through bond or derivative investments, issued in a currency different from the currency that the sovereign entity can produce (print) itself. Absolute value by per cent of the total net assets. Includes the market value of bond holdings plus credit default swaps, valued at notional plus unrealised gains/losses.

Management



John R. Baur

Managing Director, Co-Head of Emerging Markets
Joined Eaton Vance in 2005

Biography

John is Co-Head of Emerging Markets and portfolio manager for the Emerging Markets team. He is responsible for co-leading the team with investment professionals based in Boston, Washington, D.C., London and Singapore, as well as for buy and sell decisions, portfolio construction and risk management for the team's emerging markets strategies. He joined Eaton Vance in 2005. Morgan Stanley acquired Eaton Vance in March 2021.

John began his career in the investment management industry in 2005. Before joining Eaton Vance, he was employed by Applied Materials in an engineering capacity, spending five of his seven years at the firm in Asia.

John earned a B.S. from MIT and an M.B.A. from the Johnson Graduate School of Management at Cornell University.

Education

- B.S. Massachusetts Institute of Technology
- M.B.A. Johnson Graduate School of Management, Cornell University

Experience

- Managed Fund since inception

Other funds managed

- [Eaton Vance Emerging Markets Debt Opportunities Fund](#)
- [Eaton Vance Global Macro Fund](#)



Brian Shaw, CFA

Executive Director, Portfolio Manager
Joined Eaton Vance in 2008

Biography

Brian Shaw is a portfolio manager on the Emerging Markets team. He is responsible for buy and sell decisions, portfolio construction and risk management for the team's emerging markets strategies. He joined Eaton Vance in 2008. Morgan Stanley acquired Eaton Vance in March 2021.

Brian began his career in the investment management industry in 2007. Before joining Eaton Vance, he was affiliated with Graham Capital Management, LP.

Brian earned a B.A. from Vanderbilt University and an MBA from the University of Chicago. He is a member of the CFA Society Boston and is a CFA charterholder.

Education

- B.A. Vanderbilt University
- M.B.A University of Chicago

Experience

- Managed Fund since 2021

Other funds managed

- [Eaton Vance Emerging Markets Debt Opportunities Fund](#)
-



Patrick Campbell, CFA

Executive Director, Portfolio Manager
Joined Eaton Vance in 2008

Biography

Patrick Campbell is a portfolio manager on the Emerging Markets team. He is responsible for buy and sell decisions, portfolio construction and risk management for the team's emerging markets strategies. He is also responsible for the analysis of macroeconomics, politics and financial markets of Latin America and the management of regional investments in various emerging markets portfolios. He began his career in the investment management industry with Eaton Vance in 2008. Morgan Stanley acquired Eaton Vance in March 2021.

Patrick earned a B.A. from Boston College. He is a member of the CFA Society Boston and is a CFA charterholder.

Education

- B.A. Boston College

Experience

- Managed Fund since 2022

Other funds managed

- [Eaton Vance Global Macro Fund](#)

Literature

Literature



Commentary

[Download](#) - Last updated: Feb 28, 2023



Annual Report (English)

[Download](#) - Last updated: Dec 31, 2021



Eaton Vance International (Ireland) Funds Full Prospectus (English)

[Download](#) - Last updated: Dec 13, 2021



Semiannual Report (English)

[Download](#) - Last updated: Jun 30, 2022



Marketing Communication

To report a website vulnerability, please go to [Responsible Disclosure](#).

Eaton Vance is part of Morgan Stanley Investment Management, the asset management division of Morgan Stanley.

This website is operated by MSIM Fund Management (Ireland) Limited (MSIM FMIL). The business of Eaton Vance Global Advisors Limited was transferred to MSIM FMIL on 1 October 2021. MSIM Fund Management (Ireland) Limited has been appointed as management company of the Eaton Vance International (Ireland) Funds plc and is responsible for the distribution of the funds together with the distribution of Eaton Vance strategies and strategies of Eaton Vance affiliates. For any queries in respect of the products and strategies referred to on this website, please contact MSIM FMIL at 7-11 Sir John Rogerson's Quay, Dublin 2, D02 VC42, Ireland. MSIM FMIL is regulated by the Central Bank of Ireland with Company Number: 616661.

The value of your investment can go up or down so you may get back less than your initial investment. Past performance is not a guide to future returns.

The information on this webpage is not intended for U.S. residents. To visit our U.S. website [please click here](#).

Eaton Vance Management (Registration No. 1121368) and Parametric Portfolio Associates (Registration No. 1217626) are the registered trade marks of Eaton Vance.

Publication details: Tuesday, March 21, 2023 5:19 PM

Page ID: ELSEA - <https://www.eatonvance.fi/eaton-vance-emerging-markets-local-income-fund-elsea.php>