

EV (IRL) Floating-Rate Income Fund (I2 JPY)

I2 JPY ▾

Share Class

Fund Facts

as of Feb 28, 2023

Class I2 JPY Inception	
Investment Objective	High current income
Total Net Assets	\$48.7M
Minimum Investment	\$500000000

Fund Codes

CUSIP	G29207175
ISIN	IE00BP8XZ887
SEDOL	BP8XZ88
Valor Number	N/A
Wertpapierkennnummer	N/A

Top 10 Issuers (%)¹

as of Feb 28, 2023

Ultimate Software Group Inc (The)	1.74
Virgin Media SFA Finance Limited	1.52
Ziggo B.V.	1.41
Telenet Financing USD LLC	1.36
Hyland Software, Inc	1.28
ICON Luxembourg S.A.R.L.	1.22
Applied Systems, Inc.	1.15
Medline Borrower, LP	1.08
Epicor Software Corporation	1.08
Gainwell Acquisition Corp.	1.07
Total	12.90

Portfolio Management

[John Redding](#)

[Managed Fund since inception](#)

[Andrew N. Sveen, CFA](#)

[Managed Fund since inception](#)

The portfolio profile is subject to change due to active management. Percentages may not total 100 % due to rounding.

The Eaton Vance (Ireland) Floating-Rate Income Fund (the "Fund") is a sub-fund of Eaton Vance Institutional Funds PLC (the "Company"), a public limited company with variable capital incorporated in Ireland authorised and regulated by the Central Bank of Ireland as a Qualifying Investor Alternative Investment Fund (QIAIF). As a QIAIF the Company may apply for recognition by other EU Member States.

This overview does not constitute an offer or solicitation to invest in the Fund nor in any other Eaton Vance Funds and is directed at professional investors only. Forecasts may not be attained. Past performance is not a guide to future returns.

This section may contain statements that are not historical facts, referred to as forward-looking statements. The Fund's future results may differ significantly from those stated in forward-looking statements, depending on factors such as changes in securities or financial markets or general economic conditions, the volume of sales and purchases of Fund shares, the continuation of advisory, administrative and service contracts, and other risks.

The use of leverage increases risks, such that a relatively small movement in the value of an investment may result in a disproportionately large movement, unfavorable as well as favorable, in the value of that investment and, in turn, the value of the Fund.

The Fund mentioned herein an actively managed fund with reference to the Morningstar LSTA US Leveraged Loan TR USD Index (the "Benchmark"). The Sub-Fund seeks to outperform this Benchmark over a full market cycle. This is a target and not a forecast and there can be no guarantee or assurance that the Sub-Fund will achieve a return which meets or exceeds the Benchmark.

The aim of the Sub-Fund is to provide as high a level of current income as is consistent with the preservation of capital, by investing in a portfolio primarily of Senior Loans. The issuers of the Senior Loans in which the Sub-Fund will invest shall be companies in any industry sector and the Investment Manager seeks to maintain broad borrower and industry diversification.

RISK CONSIDERATIONS

The value of investments held by the Fund may increase or decrease in response to economic, and financial events (whether real, expected or perceived) in the U.S. and global markets. There can be no assurance that the liquidation of collateral securing an investment will satisfy the issuer's obligation in the event of nonpayment or that collateral can be readily liquidated. The ability to realize the benefits of any collateral may be delayed or limited. Investments in debt instruments may be affected by changes in the creditworthiness of the issuer and are subject to the risk of non-payment of principal and interest. The value of income securities also may decline because of real or perceived concerns about the issuer's ability to make principal and interest payments. Investments rated below investment grade (sometimes referred to as "junk") are typically subject to greater price volatility and illiquidity than higher rated investments. As interest rates rise, the value of certain income investments is likely to decline. Loans are subject to prepayment risk. Changes in the value of investments entered for hedging purposes may not match those of the position being hedged. No fund is a complete investment program and you may lose money investing in a fund. The Fund may engage in other investment practices that may involve additional risks and you should review the Fund prospectus for a complete description. Please contact us if you require a copy (see contact us sections.)

1. Per cent of total net assets.

Performance

Calendar Year Returns (%)

Past performance is no guarantee of future results.

	2013	2014	2015	2016	2017	2018	2019	2020	2021	2022
Morningstar LSTA Leveraged Loan HgdJPY	—	1.22	-1.17	8.78	2.35	-2.04	5.59	2.01	4.82	-3.17

Fund Facts

Class I2 JPY Inception

NAV History

Date	NAV	NAV Change
------	-----	------------

Distribution History²

Ex-Date	Distribution	Reinvest NAV
---------	--------------	--------------

No records in this table indicates that there has not been a distribution greater than .0001 within the past 3 years.
Fund prospectus

The portfolio profile is subject to change due to active management. Percentages may not total 100 % due to rounding.

The use of leverage increases risks, such that a relatively small movement in the value of an investment may result in a disproportionately large movement, unfavorable as well as favorable, in the value of that investment and, in turn, the value of the Fund.

The Fund mentioned herein an actively managed fund with reference to the Morningstar LSTA US Leveraged Loan TR USD Index (the "Benchmark"). The Sub-Fund seeks to outperform this Benchmark over a full market cycle. This is a target and not a forecast and there can be no guarantee or assurance that the Sub-Fund will achieve a return which meets or exceeds the Benchmark.

The aim of the Sub-Fund is to provide as high a level of current income as is consistent with the preservation of capital, by investing in a portfolio primarily of Senior Loans. The issuers of the Senior Loans in which the Sub-Fund will invest shall be companies in any industry sector and the Investment Manager seeks to maintain broad borrower and industry diversification.

The Eaton Vance (Ireland) Floating-Rate Income Fund (the "Fund") is a sub-fund of Eaton Vance Institutional Funds PLC (the "Company"), a public limited company with variable capital incorporated in Ireland authorised and regulated by the Central Bank of Ireland as a Qualifying Investor Alternative Investment Fund (QIAIF). As a QIAIF the Company may apply for recognition by other EU Member States.

This overview does not constitute an offer or solicitation to invest in the Fund nor in any other Eaton Vance Funds and is directed at professional investors only. Forecasts may not be attained. Past performance is not a guide to future returns.

This section may contain statements that are not historical facts, referred to as forward-looking statements. The Fund's future results may differ significantly from those stated in forward-looking statements, depending on factors such as changes in securities or financial markets or general economic conditions, the volume of sales and purchases of Fund shares, the continuation of advisory, administrative and service contracts, and other risks.

RISK CONSIDERATIONS

The value of investments held by the Fund may increase or decrease in response to economic, and financial events (whether real, expected or perceived) in the U.S. and global markets. There can be no assurance that the liquidation of collateral securing an investment will satisfy the issuer's obligation in the event of nonpayment or that collateral can be readily liquidated. The ability to realize the benefits of any collateral may be delayed or limited. Investments in debt instruments may be affected by changes in the creditworthiness of the issuer and are subject to the risk of non-payment of principal and interest. The value of income securities also may decline because of real or perceived concerns about the issuer's ability to make principal and interest payments. Investments rated below investment grade (sometimes referred to as "junk") are typically subject to greater price volatility and illiquidity than higher rated investments. As interest rates rise, the value of certain income investments is likely to decline. Loans are subject to prepayment risk. Changes in the value of investments entered for hedging purposes may not match those of the position being hedged. No fund is a complete investment program and you may lose money investing in a fund. The Fund may engage in other investment practices that may involve additional risks and you should review the Fund prospectus for a complete description. Please contact us if you require a copy (see contact us sections.)

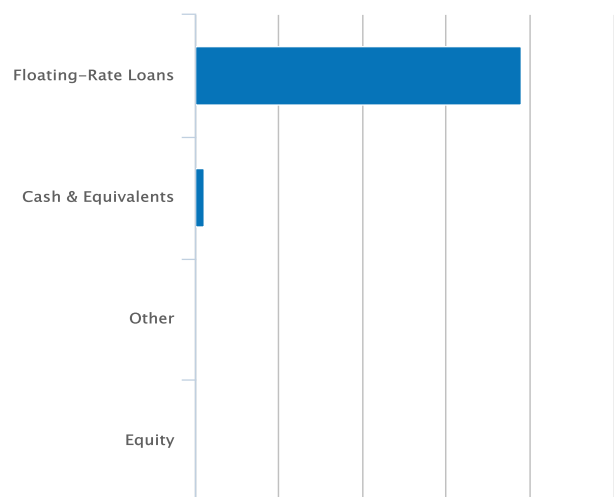
2. A portion of the Fund's returns may be comprised of return of capital or short-term capital gains. The Fund will determine the tax characteristics of all Fund distributions after the end of the calendar year and will provide shareholders with such information at that time. Please consult your tax advisor for further information.

Portfolio

Asset Mix (%)¹

as of Feb 28, 2023

02/28/2023



Floating-Rate Loans	97.42
Cash & Equivalents	2.53
Other	0.00
Equity	0.05
Total	100.00

Portfolio Statistics

as of Feb 28, 2023

Number of Loans	252
Number of Industries	55
Average Coupon	7.96%
Average Maturity	4.42 yrs.
Average Loan Size (% of TNA)	0.38%
Average Loan Size	\$18.5M
Average Duration	0.10 yrs.
Average Price	\$96.47

Sector Breakdown (%)¹

as of Feb 28, 2023

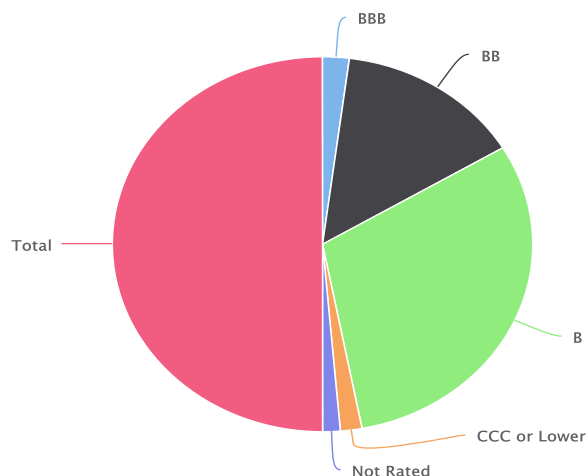
Software	15.45
Diversified Telecommunication Services	6.45
Machinery	5.46
Hotels, Restaurants & Leisure	4.81
Chemicals	4.19
Trading Companies & Distributors	3.99

Insurance	3.66
Media	3.18
IT Services	3.11
Commercial Services & Supplies	3.08
View All	

Credit Quality (%)³

as of Feb 28, 2023

02/28/2023



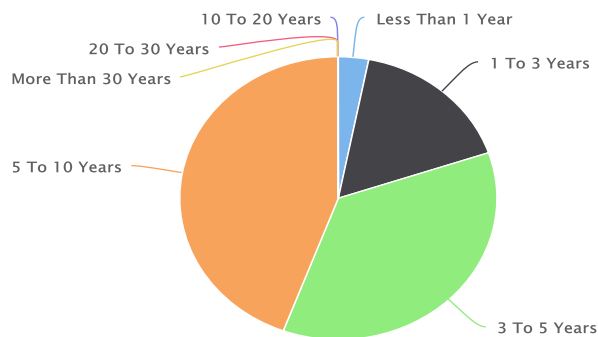
BBB	4.10
BB	28.70
B	61.20
CCC or Lower	3.30
Not Rated	2.70
Total	100.00

Ratings are based on Moody's, S&P or Fitch, as applicable. If securities are rated differently by the ratings agencies, the highest rating is applied. Ratings, which are subject to change, apply to the creditworthiness of the issuers of the underlying securities and not to the Fund or its shares. Credit ratings measure the quality of a bond based on the issuer's creditworthiness, with ratings ranging from AAA, being the highest, to D, being the lowest based on S&P's measures. Ratings of BBB or higher by S&P or Fitch (Baa or higher by Moody's) are considered to be investment-grade quality. Credit ratings are based largely on the ratings agency's analysis at the time of rating. The rating assigned to any particular security is not necessarily a reflection of the issuer's current financial condition and does not necessarily reflect its assessment of the volatility of a security's market value or of the liquidity of an investment in the security. Holdings designated as "Not Rated" are not rated by the national ratings agencies stated above.

Maturity Distribution (%)³

as of Feb 28, 2023

02/28/2023



Less Than 1 Year	3.08
1 To 3 Years	16.72
3 To 5 Years	35.86
5 To 10 Years	44.34
10 To 20 Years	0.00
20 To 30 Years	0.00
More Than 30 Years	0.00
Total	100.00

Assets by Country (%)¹

as of Feb 28, 2023

United States	82.42
United Kingdom	4.32
Canada	4.27
Netherlands	4.01
Luxembourg	2.02
France	0.69
Ireland	0.67
Panama	0.54
Cayman Islands	0.37
Sweden	0.20

Loan Type (%)^{4,5,6}

as of Feb 28, 2023

First Lien	99.49
Second Lien	0.51

Fund Holdings^{1,7,8}

as of Jan 31, 2023

Holding	Coupon Rate	Maturity Date	% of Net Assets
United States Dollar			6.18%
Ziggo	6.96%	04/30/2028	1.42%
Telenet	6.46%	04/30/2028	1.37%
Ultimate Software Group Inc	8.03%	05/04/2026	1.33%
Hyland Software, Inc	8.07%	07/01/2024	1.27%
APPLIED SYSTEMS INC 2022 EXTENDED 1ST LIEN TL	0.00%	09/18/2026	1.14%
Medline Industries	7.82%	10/23/2028	1.08%
Gainwell Technologies (Milano)	8.73%	10/01/2027	1.08%
Epicor	7.82%	07/30/2027	1.07%
Altice France (Numericable)	8.52%	01/31/2026	1.05%

[View All](#)

The portfolio profile is subject to change due to active management. Percentages may not total 100 % due to rounding.

RISK CONSIDERATIONS

The value of investments held by the Fund may increase or decrease in response to economic, and financial events (whether real, expected or perceived) in the U.S. and global markets. There can be no assurance that the liquidation of collateral securing an investment will satisfy the issuer's obligation in the event of nonpayment or that collateral can be readily liquidated. The ability to realize the benefits of any collateral may be delayed or limited. Investments in debt instruments may be affected by changes in the creditworthiness of the issuer and are subject to the risk of non-payment of principal and interest. The value of income securities also may decline because of real or perceived concerns about the issuer's ability to make principal and interest payments. Investments rated below investment grade (sometimes referred to as "junk") are typically subject to greater price volatility and illiquidity than higher rated investments. As interest rates rise, the value of certain income investments is likely to decline. Loans are subject to prepayment risk. Changes in the value of investments entered for hedging purposes may not match those of the position being hedged. No fund is a complete investment program and you may lose money investing in a fund. The Fund may engage in other investment practices that may involve additional risks and you should review the Fund prospectus for a complete description. Please contact us if you require a copy (see contact us sections.)

The Eaton Vance (Ireland) Floating-Rate Income Fund (the "Fund") is a sub-fund of Eaton Vance Institutional Funds PLC (the "Company"), a public limited company with variable capital incorporated in Ireland authorised and regulated by the Central Bank of Ireland as a Qualifying Investor Alternative Investment Fund (QIAIF). As a QIAIF the Company may apply for recognition by other EU Member States.

This overview does not constitute an offer or solicitation to invest in the Fund nor in any other Eaton Vance Funds and is directed at professional investors only. Forecasts may not be attained. Past performance is not a guide to future returns.

This section may contain statements that are not historical facts, referred to as forward-looking statements. The Fund's future results may differ significantly from those stated in forward-looking statements, depending on factors such as changes in securities or financial markets or general economic conditions, the volume of sales and purchases of Fund shares, the continuation of advisory, administrative and service contracts, and other risks.

1. Per cent of total net assets.
3. Per cent of bond holdings.
4. Per cent of loan holdings.
5. Second lien loans are subordinate to first lien loans and therefore have a lesser claim to collateral. Covenant-lite first lien loans do not require financial maintenance covenants.
6. Includes 90.96% Covenant-Lite Loans.
7. The following list reflects unaudited securities holdings (excluding derivatives positions). Holdings information may differ if presented as of the trade date. Due to rounding, holdings of less than 0.005 % may show as 0.00 %. Portfolio information is subject to change due to active management.
8. The stated interest rate represents the weighted average interest rate of all loans made under senior loan facility and includes commitment fees on unfunded loan commitments, if any, and will vary over time.

Management

John Redding

Managing Director, Portfolio Manager
Joined Eaton Vance in 1998

Biography

John Redding is a portfolio manager on the Floating-Rate Loans team. He is responsible for buy and sell decisions, portfolio construction and risk management for the firm's floating-rate loan strategies. He joined Eaton Vance in 1998. Morgan Stanley acquired Eaton Vance in March 2021.

John began his career in the investment management industry in 1987. Before joining Eaton Vance, he was affiliated with GiroCredit Bank and Creditanstalt-Bankverein.

John earned a B.S. from the University at Albany, State University of New York. While in London, he served on the board of directors of the Loan Market Association (LMA) and chaired the LMA's Insolvency Priority Group. His commentary has appeared in the Financial Times and Bloomberg.

Education

- B.S. State University of New York at Albany

Experience

- Managed Fund since inception



Andrew N. Sveen, CFA

Managing Director, Head of Floating-Rate
Loans
Joined Eaton Vance in 1999

Biography

Andrew is a managing director of Morgan Stanley Investment Management Fixed Income, Head of Floating-Rate Loans and portfolio manager on the floating-rate loan team. He is responsible for buy and sell decisions, portfolio construction and risk management for the firm's floating rate loan strategies. He joined Eaton Vance in 1999. Morgan Stanley acquired Eaton Vance in March 2021.

Andrew began his career in the investment management industry in 1995. Before joining Eaton Vance, he worked as a corporate lending officer at State Street Bank.

Andrew earned a B.A. from Dartmouth College and an MBA from the William E. Simon School at the University of Rochester. He is a CFA charterholder. Andrew serves as a member of the board of directors of the Loan Syndications and Trading Association (LSTA). His commentary has appeared in Bloomberg, Financial Times and Reuters.

Education

- B.A. Dartmouth College
- M.B.A. University of Rochester

Experience

- Managed Fund since inception

Literature

Please see **Important Fund Documents** under **Resources** (above).

[Insights](#)[Strategies](#)[Funds](#)[About](#)[Contact](#)

INTERNATIONAL HEADQUARTERS

125 Old Broad Street
London, EC2N 1AR
United Kingdom

[Accessibility](#) | [Privacy Policy](#) | [Legal Information](#) | [Terms of Use](#) | [Cookies Policy](#) | [Key Investor Information Documents](#) | [Principles for Responsible Investment](#)

Marketing Communication

To report a website vulnerability, please go to [Responsible Disclosure](#).

Eaton Vance is part of Morgan Stanley Investment Management, the asset management division of Morgan Stanley.

This website is operated by MSIM Fund Management (Ireland) Limited (MSIM FMIL). The business of Eaton Vance Global Advisors Limited was transferred to MSIM FMIL on 1 October 2021. MSIM Fund Management (Ireland) Limited has been appointed as management company of the Eaton Vance International (Ireland) Funds plc and is responsible for the distribution of the funds together with the distribution of Eaton Vance strategies and strategies of Eaton Vance affiliates. For any queries in respect of the products and strategies referred to on this website, please contact MSIM FMIL at 7-11 Sir John Rogerson's Quay, Dublin 2, D02 VC42, Ireland. MSIM FMIL is regulated by the Central Bank of Ireland with Company Number: 616661.

The value of your investment can go up or down so you may get back less than your initial investment. Past performance is not a guide to future returns.

The information on this webpage is not intended for U.S. residents. To visit our U.S. website [please click here](#).

Eaton Vance Management (Registration No. 1121368) and Parametric Portfolio Associates (Registration No. 1217626) are the registered trade marks of Eaton Vance.

Publication details: Tuesday, March 21, 2023 5:19 PM

Page ID: EFITY - <https://www.eatonvance.dk/ev-irl-floating-rate-income-fund-efity.php>