



# Tax-Managed Buy-Write Opportunities Fund

**ETV**

Symbol

**\$13.68** ▲\$0.18

NAV as of Apr 26, 2024

**\$12.60** ▲\$0.06

MKT as of Apr 26, 2024

**-7.89%**Premium/Discount  
as of Apr 26, 2024**Fact Sheet**

Dec 31, 2023

**Commentary**

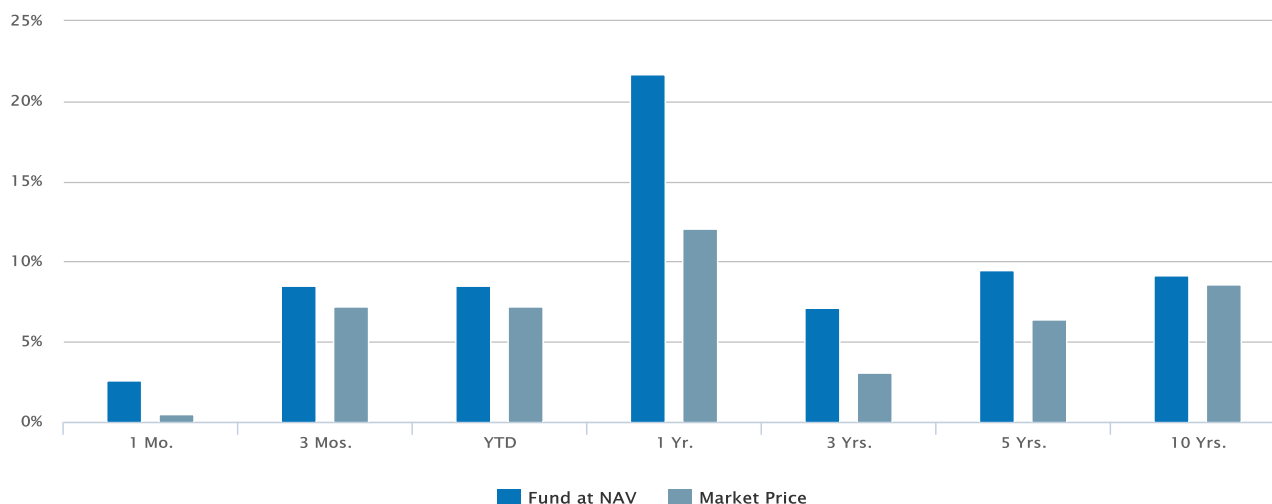
Mar 31, 2024

**Investment Tax Calculator**

## Overview

## Historical Returns (%)

as of Mar 31, 2024

**03/31/2024**

<b>Fund at NAV</b>	2.56	8.49	8.49	21.70	7.10	9.46	9.11
<b>Market Price</b>	0.50	7.20	7.20	12.06	3.05	6.43	8.56

Past performance is no guarantee of future results. Investment return and principal value will fluctuate so that shares, when sold, may be worth more or less than their original cost. Performance is for the stated time period only; due to market volatility, the Fund's current performance may be lower or higher than quoted. The Fund's performance at market price will differ from its results at NAV. Returns are historical and are calculated by determining the percentage change in net asset value or market price (as applicable) with all distributions reinvested and includes management fees and other expenses. Until the reinvestment of Fund distributions is completed, returns are calculated using the lower of the net asset value or market price of the shares on the distribution ex date. Once the reinvestment is complete, returns are calculated using the average reinvestment price. Performance less than or equal to one year is cumulative.

The Fund has adopted a policy to pay common shareholders a stable monthly distribution, and may pay distributions consisting of amounts characterized for federal income tax purposes as qualified and non-qualified ordinary dividends, capital gains distributions and nondividend distributions, also known as return of capital. There is no assurance that the Fund will always be able to pay distributions of a particular size. [Click here for more information.](#)

## Distribution Rates<sup>1,2</sup>

as of Apr 26, 2024

<b>Distribution Rate at NAV</b>	8.71%
<b>Distribution Rate at Market Price</b>	9.50%

## Fund Facts

as of Mar 31, 2024

Performance Inception	06/30/2005
Investment Objective	Current income and gains
Total Net Assets	\$1.6B
CUSIP	27828Y108

## Expense Ratios (%)

as of Annual Report dated 12/31/2023

Management Fees	1.00
Other Expenses	0.09
Total Expenses	1.09

## Portfolio Management

[Thomas C. Seto](#)

[Managed Fund since inception](#)

[Charles Gaffney](#)

[Managed Fund since 2023](#)

[Douglas R. Rogers, CFA, CMT](#)

[Managed Fund since 2023](#)

The information contained herein is provided for informational purposes only and does not constitute a solicitation of an offer to buy or sell Fund shares. Common shares of the Fund are only available for purchase and sale at current market price on a stock exchange. There is no assurance that the Fund will achieve its investment objective. The Fund is subject to numerous risks, including investment risks. Shares of closed-end funds often trade at a discount from their net asset value. The Fund is not a complete investment program and you may lose money investing in the Fund. An investment in the Fund may not be appropriate for all investors. Investors should review and consider carefully the Fund's investment objective, risks, charges and expenses.

The premium/discount is calculated as  $[(\text{market price}/\text{NAV})-1]$ .

Links to Morningstar Fact Sheet and CEF Connect: By clicking on the link from this page to the Morningstar fact sheet or CEF Connect, you will leave the Eaton Vance website. Eaton Vance is not responsible for the content of any such third-party website. See "Terms and Conditions" below.

Eaton Vance Distributors, Inc., Member FINRA/SIPC, is an affiliate of Eaton Vance Management.

## RISK CONSIDERATIONS

The value of investments held by the Fund may increase or decrease in response to economic, and financial events (whether real, expected or perceived) in the U.S. and global markets. The value of equity securities is sensitive to stock market volatility. A decision as to whether, when and how to use options involves the exercise of skill and judgment, and even a well-conceived and well-executed options program may be adversely affected by market behavior or unexpected events. The exercise of index call options sold by the Fund may require the Fund to sell portfolio securities to generate cash at inopportune times or for unattractive prices. In addition, the trading price of options may be adversely affected if the market for such options becomes less liquid or smaller. Investments in foreign instruments or currencies can involve greater risk and volatility than U.S. investments because of adverse market, economic, political, regulatory, geopolitical or other conditions. Market conditions may limit the ability to generate tax losses or to generate dividend income taxed at favorable tax rates. The Fund's ability to utilize various tax-managed techniques may be curtailed or eliminated in the future by tax legislation or regulation. The Fund's exposure to derivatives involves risks different from, or possibly greater than, the risks associated with investing directly in securities and other investments. Derivatives instruments can be highly volatile, result in leverage (which can increase both the risk and return potential of the Fund), and involve risks in addition to the risks of the underlying instrument on which the derivative is based, such as counterparty, correlation and liquidity risk. If a counterparty is unable to honor its commitments, the value of Fund shares may decline and/or the Fund could experience delays in the return of collateral or other assets held by the counterparty. The Fund's portfolio managers use quantitative investment techniques and analyses in making investment decisions for the Fund. There can be no assurance that these techniques will achieve the desired results. The impact of the coronavirus on global markets could last for an extended period and could adversely affect the Fund's performance. The Fund may engage in other investment practices that may involve additional risks.

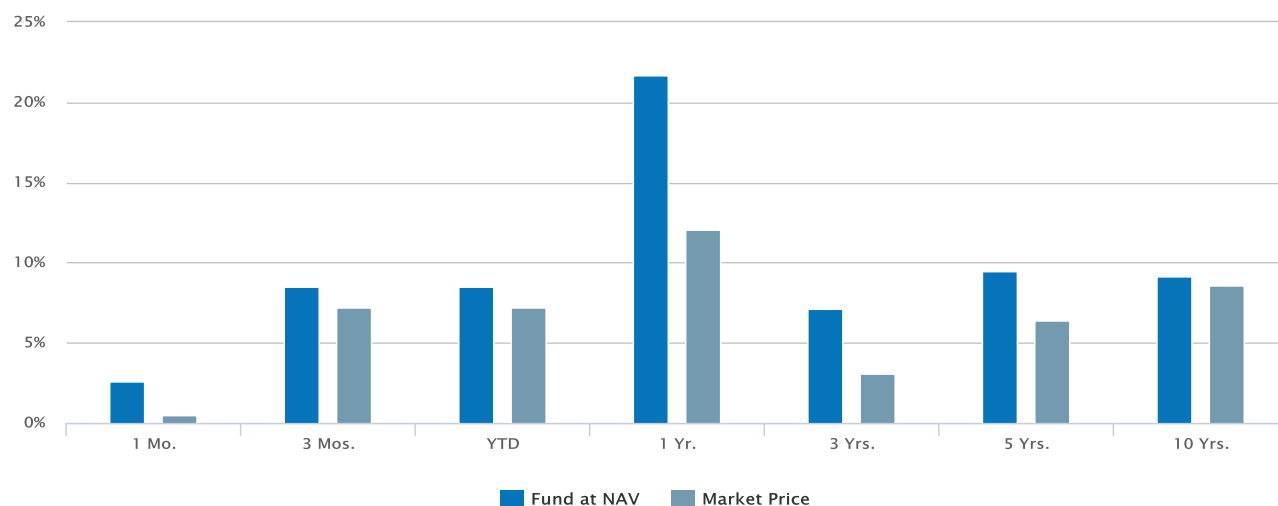
1. Distribution Rate at NAV and Market Price is calculated by dividing the last distribution paid per share (annualized) by NAV or market price, respectively. A Fund's distributions in any period may be more or less than the net return earned by the Fund on its investments, and therefore should not be used as a measure of performance or confused with "yield" or "income."

2. The Fund has adopted a policy to pay common shareholders a stable monthly distribution, and may pay distributions consisting of amounts characterized for federal income tax purposes as qualified and non-qualified ordinary dividends, capital gains distributions and non-dividend distributions, also known as return of capital.

## Historical Returns (%)

as of Mar 31, 2024

03/31/2024



Fund at NAV	2.56	8.49	8.49	21.70	7.10	9.46	9.11
Market Price	0.50	7.20	7.20	12.06	3.05	6.43	8.56

Past performance is no guarantee of future results. Investment return and principal value will fluctuate so that shares, when sold, may be worth more or less than their original cost. Performance is for the stated time period only; due to market volatility, the Fund's current performance may be lower or higher than quoted. The Fund's performance at market price will differ from its results at NAV. Returns are historical and are calculated by determining the percentage change in net asset value or market price (as applicable) with all distributions reinvested and includes management fees and other expenses. Until the reinvestment of Fund distributions is completed, returns are calculated using the lower of the net asset value or market price of the shares on the distribution ex date. Once the reinvestment is complete, returns are calculated using the average reinvestment price. Performance less than or equal to one year is cumulative.

The Fund has adopted a policy to pay common shareholders a stable monthly distribution, and may pay distributions consisting of amounts characterized for federal income tax purposes as qualified and non-qualified ordinary dividends, capital gains distributions and nondividend distributions, also known as return of capital. There is no assurance that the Fund will always be able to pay distributions of a particular size. [Click here for more information.](#)

## Calendar Year Returns (%)

	2014	2015	2016	2017	2018	2019	2020	2021	2022	2023
Fund at NAV	9.51	7.32	6.04	16.93	-2.65	20.23	9.14	21.39	-17.55	19.58
Market Price	9.91	19.04	6.58	13.36	-4.08	21.68	13.30	18.84	-19.37	9.98

## Fund Facts

Performance Inception

06/30/2005

## Distribution Rates<sup>1,2</sup>

as of Apr 26, 2024

Distribution Rate at NAV	8.71%
Distribution Rate at Market Price	9.50%

## Distribution History<sup>3,4</sup>

Ex-Date	Distribution	Reinvest Price
Apr 22, 2024	\$0.09930	
Mar 20, 2024	\$0.09490	
Feb 21, 2024	\$0.09490	
Jan 22, 2024	\$0.09490	
Dec 21, 2023	\$0.09490	
Nov 21, 2023	\$0.09490	
Oct 20, 2023	\$0.09490	
Sep 21, 2023	\$0.09490	
Aug 21, 2023	\$0.09490	
Jul 21, 2023	\$0.09490	
<a href="#">View All</a>		
No records in this table indicates that there has not been a distribution greater than .0001 within the past 3 years.		

## Tax Character of Distributions

### Ordinary Dividends

	Non-Qualified	Qualified	Total	Capital Gain Distributions	Nondividend Distributions	Total Distributions
Distributions (\$)						
2023	\$0.00	\$0.04	\$0.04	\$0.54	\$0.56	\$1.14
2022	\$0.00	\$0.05	\$0.05	\$0.40	\$0.85	\$1.30
2021	\$0.00	\$0.00	\$0.00	\$0.00	\$1.33	\$1.33
2020	\$0.00	\$0.07	\$0.07	\$0.00	\$1.26	\$1.33
2019	\$0.00	\$0.08	\$0.08	\$0.00	\$1.25	\$1.33
2018	\$0.00	\$0.08	\$0.08	\$0.39	\$0.86	\$1.33
2017	\$0.00	\$0.09	\$0.09	\$0.00	\$1.24	\$1.33
2016	\$0.00	\$0.12	\$0.12	\$0.43	\$0.78	\$1.33
2015	\$0.00	\$0.13	\$0.13	\$0.80	\$0.40	\$1.33
2014	\$0.00	\$0.11	\$0.11	\$0.21	\$1.01	\$1.33
2013	\$0.00	\$0.13	\$0.13	\$0.00	\$1.20	\$1.33
2012	\$0.00	\$0.13	\$0.13	\$0.00	\$1.20	\$1.33
2011	\$0.00	\$0.15	\$0.15	\$0.15	\$1.03	\$1.33
2010	\$0.00	\$0.09	\$0.09	\$0.03	\$1.41	\$1.53
2009	\$0.00	\$0.21	\$0.21	\$0.00	\$1.69	\$1.90
2008	\$0.00	\$0.12	\$0.12	\$0.18	\$1.60	\$1.90
2007	\$0.00	\$0.10	\$0.10	\$0.12	\$1.68	\$1.90
2006	\$0.00	\$0.10	\$0.10	\$0.06	\$1.74	\$1.90
2005	\$0.01	\$0.14	\$0.15	\$0.20	\$0.60	\$0.95
Distributions (%)						
2023	0.00%	3.79%	3.79%	47.10%	49.11%	100.00%

## Ordinary Dividends

	Non-Qualified	Qualified	Total	Capital Gain Distributions	Nondividend Distributions	Total Distributions
<b>2022</b>	0.00%	3.95%	3.95%	30.45%	65.60%	100.00%
<b>2021</b>	0.00%	0.00%	0.00%	0.00%	100.00%	100.00%
<b>2020</b>	0.00%	5.54%	5.54%	0.00%	94.46%	100.00%
<b>2019</b>	0.00%	6.20%	6.20%	0.00%	93.80%	100.00%
<b>2018</b>	0.00%	5.72%	5.72%	29.60%	64.68%	100.00%
<b>2017</b>	0.00%	6.65%	6.65%	0.00%	93.35%	100.00%
<b>2016</b>	0.00%	8.82%	8.82%	32.72%	58.46%	100.00%
<b>2015</b>	0.00%	9.81%	9.81%	60.13%	30.06%	100.00%
<b>2014</b>	0.00%	8.23%	8.23%	16.16%	75.61%	100.00%
<b>2013</b>	0.00%	9.50%	9.50%	0.00%	90.50%	100.00%
<b>2012</b>	0.00%	9.74%	9.74%	0.00%	90.26%	100.00%
<b>2011</b>	0.00%	11.29%	11.29%	10.97%	77.74%	100.00%
<b>2010</b>	0.00%	5.59%	5.59%	2.18%	92.23%	100.00%
<b>2009</b>	0.00%	11.23%	11.23%	0.00%	88.77%	100.00%
<b>2008</b>	0.00%	6.57%	6.57%	9.41%	84.02%	100.00%
<b>2007</b>	0.00%	5.35%	5.35%	6.45%	88.20%	100.00%
<b>2006</b>	0.00%	5.30%	5.30%	3.14%	91.56%	100.00%
<b>2005</b>	0.98%	14.91%	15.89%	20.51%	63.60%	100.00%

The information contained herein is provided for informational purposes only and does not constitute a solicitation of an offer to buy or sell Fund shares. Common shares of the Fund are only available for purchase and sale at current market price on a stock exchange. There is no assurance that the Fund will achieve its investment objective. The Fund is subject to numerous risks, including investment risks. Shares of closed-end funds often trade at a discount from their net asset value. The Fund is not a complete investment program and you may lose money investing in the Fund. An investment in the Fund may not be appropriate for all investors. Investors should review and consider carefully the Fund's investment objective, risks, charges and expenses.

The premium/discount is calculated as [(market price/NAV)-1].

Links to Morningstar Fact Sheet and CEF Connect: By clicking on the link from this page to the Morningstar fact sheet or CEF Connect, you will leave the Eaton Vance website. Eaton Vance is not responsible for the content of any such third-party website. See "Terms and Conditions" below.

Eaton Vance Distributors, Inc., Member FINRA/SIPC, is an affiliate of Eaton Vance Management.

## RISK CONSIDERATIONS

The value of investments held by the Fund may increase or decrease in response to economic, and financial events (whether real, expected or perceived) in the U.S. and global markets. The value of equity securities is sensitive to stock market volatility. A decision as to whether, when and how to use options involves the exercise of skill and judgment, and even a well-conceived and well-executed options program may be adversely affected by market behavior or unexpected events. The exercise of index call options sold by the Fund may require the Fund to sell portfolio securities to generate cash at inopportune times or for unattractive prices. In addition, the trading price of options may be adversely affected if the market for such options becomes less liquid or smaller. Investments in foreign instruments or currencies can involve greater risk and volatility than U.S. investments because of adverse market, economic, political, regulatory, geopolitical or other conditions. Market conditions may limit the ability to generate tax losses or to generate dividend income taxed at favorable tax rates. The Fund's ability to utilize various tax-managed techniques may be curtailed or eliminated in the future by tax legislation or regulation. The Fund's exposure to derivatives involves risks different from, or possibly greater than, the risks associated with investing directly in securities and other investments. Derivatives instruments can be highly volatile, result in leverage (which can increase both the risk and return potential of the Fund), and involve risks in addition to the risks of the underlying instrument on which the derivative is based, such as counterparty, correlation and liquidity risk. If a counterparty is unable to honor its commitments, the value of Fund shares

may decline and/or the Fund could experience delays in the return of collateral or other assets held by the counterparty. The Fund's portfolio managers use quantitative investment techniques and analyses in making investment decisions for the Fund. There can be no assurance that these techniques will achieve the desired results. The impact of the coronavirus on global markets could last for an extended period and could adversely affect the Fund's performance. The Fund may engage in other investment practices that may involve additional risks.

- 1. Distribution Rate at NAV and Market Price is calculated by dividing the last distribution paid per share (annualized) by NAV or market price, respectively. A Fund's distributions in any period may be more or less than the net return earned by the Fund on its investments, and therefore should not be used as a measure of performance or confused with "yield" or "income."
- 2. The Fund has adopted a policy to pay common shareholders a stable monthly distribution, and may pay distributions consisting of amounts characterized for federal income tax purposes as qualified and non-qualified ordinary dividends, capital gains distributions and non-dividend distributions, also known as return of capital.
- 3. See "Tax Character of Distributions". For information about any distributions in the current year estimated to include non-dividend distributions or capital gains, please refer to [Eaton Vance Closed-End Fund Distribution Notices \(19a\)](#).
- 4. The Fund has adopted a policy to pay common shareholders a stable monthly distribution. In an effort to maintain a stable distribution amount, the Fund may pay distributions consisting of amounts characterized for federal income tax purposes as qualified and non-qualified ordinary dividends, capital gains distributions and nondividend distributions, also known as return of capital. A nondividend or return of capital distribution may include, for example, a return of some or all of the money that an investor invested in Fund shares, which can cause the Fund's NAV to erode. There is no assurance that the Fund will always be able to pay distributions of a particular size.

Portfolio

Fund Holdings (%)<sup>5,6</sup>

as of Feb 29, 2024

Holding	% of Net Assets
Microsoft Corp	9.38%
Apple Inc	8.05%
NVIDIA Corp	5.76%
Amazon.com Inc	5.45%
Meta Platforms Inc	4.02%
Alphabet Inc - CL A	2.55%
Alphabet Inc - CL C	2.48%
Advanced Micro Devices Inc	1.86%
Netflix Inc	1.81%
Tesla Inc	1.71%
<a href="#">View All</a>	

The information contained herein is provided for informational purposes only and does not constitute a solicitation of an offer to buy or sell Fund shares. Common shares of the Fund are only available for purchase and sale at current market price on a stock exchange. There is no assurance that the Fund will achieve its investment objective. The Fund is subject to numerous risks, including investment risks. Shares of closed-end funds often trade at a discount from their net asset value. The Fund is not a complete investment program and you may lose money investing in the Fund. An investment in the Fund may not be appropriate for all investors. Investors should review and consider carefully the Fund's investment objective, risks, charges and expenses.

The premium/discount is calculated as [(market price/NAV)-1].

Links to Morningstar Fact Sheet and CEF Connect: By clicking on the link from this page to the Morningstar fact sheet or CEF Connect, you will leave the Eaton Vance website. Eaton Vance is not responsible for the content of any such third-party website. See "Terms and Conditions" below.

RISK CONSIDERATIONS

The value of investments held by the Fund may increase or decrease in response to economic, and financial events (whether real, expected or perceived) in the U.S. and global markets. The value of equity securities is sensitive to stock market volatility. A decision as to whether, when and how to use options involves the exercise of skill and judgment, and even a well-conceived and well-executed options program may be adversely affected by market behavior or unexpected events. The exercise of index call options sold by the Fund may require the Fund to sell portfolio securities to generate cash at inopportune times or for unattractive prices. In addition, the trading price of options may be adversely affected if the market for such options becomes less liquid or smaller. Investments in foreign instruments or currencies can involve greater risk and volatility than U.S. investments because of adverse market, economic, political, regulatory, geopolitical or other conditions. Market conditions may limit the ability to generate tax losses or to generate dividend income taxed at favorable tax rates. The Fund's ability to utilize various tax-managed techniques may be curtailed or eliminated in the future by tax legislation or regulation. The Fund's exposure to derivatives involves risks different from, or possibly greater than, the risks associated with investing directly in securities and other investments. Derivatives instruments can be highly volatile, result in leverage (which can increase both the risk and return potential of the Fund) , and involve risks in addition to the risks of the underlying instrument on which the derivative is based, such as counterparty, correlation and liquidity risk. If a counterparty is unable to honor its commitments, the value of Fund shares may decline and/or the Fund could experience delays in the return of collateral or other assets held by the counterparty. The Fund's portfolio managers use quantitative investment techniques and analyses in making investment decisions for the Fund. There can be no assurance that these techniques will achieve the desired results. The impact of the coronavirus on global markets could last for an extended period and could adversely affect the Fund's performance. The Fund may engage in other investment practices that may involve additional risks.

Eaton Vance Distributors, Inc., Member FINRA/SIPC, is an affiliate of Eaton Vance Management.

5. Percent of total net assets.

6. The following list reflects unaudited securities holdings. Holdings information may differ if presented as of trade date. Due to rounding, holdings of less than 0.005% may show as 0.00%. Portfolio information subject to change due to active management.

---

## Management



**Thomas C. Seto**  
Managing Director  
Joined Parametric Portfolio Associates  
1998

### Biography

Tom is a managing director and head of investment management at Parametric Portfolio Associates LLC. He leads Parametric's portfolio management and trading functions for the firm's equity strategies. He is also a vice president and portfolio manager for Calvert Research and Management. He joined Parametric in 1998.

Tom began his career in the investment management industry in 1991. Before joining Parametric, he served as the head of U.S. equity index investments at Barclays Global Investors.

Tom earned a B.S. in electrical engineering from the University of Washington and an MBA from the University of Chicago Booth School of Business.

---

### Education

- B.S. University of Washington
- M.B.A Booth School of Business, University of Chicago

### Experience

- Managed Fund since inception

---

### Other funds managed

- [Tax-Managed Buy-Write Income Fund](#)
  - [Tax-Managed Global Buy-Write Opportunities Fund](#)
- 



**Charles Gaffney**  
Managing Director, Portfolio Manager

### Biography

Charlie is a managing director of Morgan Stanley and a portfolio manager on the Eaton Vance Core/Growth team. He is responsible for buy and sell decisions, portfolio construction and risk management for a number of Eaton Vance U.S. core equity strategies. He is a member of the Eaton Vance Equity Strategy Committee. He is also a vice president and portfolio manager for Calvert Research and Management. He joined Eaton Vance in 2003. Morgan Stanley acquired Eaton Vance in March 2021.

Charlie began his career in the investment management industry in 1996. Before joining Eaton Vance, he was a sector portfolio manager with Brown Brothers Harriman and a senior equity analyst with Morgan Stanley Dean Witter.

Charlie earned a B.A. from Bowdoin College and an MBA from Fordham University.

### Education

- B.A. Bowdoin College
- M.B.A. Graduate School of Business, Fordham University

### Experience

- Managed Fund since 2023

---

### Other funds managed

- [Enhanced Equity Income Fund](#)
  - [Risk-Managed Diversified Equity Income Fund](#)
  - [Tax-Managed Buy-Write Income Fund](#)
  - [Tax-Managed Diversified Equity Income Fund](#)
  - [Tax-Managed Global Buy-Write Opportunities Fund](#)
-





**Douglas R. Rogers, CFA, CMT**  
Executive Director, Portfolio Manager  
Joined Eaton Vance 2001

### Biography

Doug is an executive director of Morgan Stanley and a portfolio manager on the Eaton Vance Core/Growth team. He is responsible for buy and sell decisions, portfolio construction and risk management for Eaton Vance growth equity strategies. In addition, he covers the information technology and communication services sectors. He joined Eaton Vance in 2001. Morgan Stanley acquired Eaton Vance in March 2021.

Doug served as a nuclear submarine officer in the United States Navy prior to beginning his career in the investment management industry in 1999. Before joining Eaton Vance, he was a research analyst with Endeca Technologies Inc.

Doug earned a B.S. from the United States Naval Academy and an MBA from Harvard Business School. He holds the Chartered Market Technician (CMT®) designation and is a CFA charterholder.

### Education

- B.S. United States Naval Academy
- M.B.A. Harvard University

### Experience

- Managed Fund since 2023

### Other funds managed

- [Enhanced Equity Income Fund](#)
- [Enhanced Equity Income Fund II](#)
- [Risk-Managed Diversified Equity Income Fund](#)
- [Tax-Managed Buy-Write Income Fund](#)
- [Tax-Managed Diversified Equity Income Fund](#)
- [Tax-Managed Global Buy-Write Opportunities Fund](#)

## Literature

### Literature



#### Fact Sheet

[Download](#) - Last updated: Dec 31, 2023



#### Commentary

[Download](#) - Last updated: Mar 31, 2024



#### Report of Organizational Actions Affecting Basis of Securities

[Download](#) - Last updated: Jan 21, 2021



#### Report of Organizational Actions Affecting Basis of Securities

[Download](#) - Last updated: Jan 15, 2020



#### Annual Report

[Download](#) - Last updated: Dec 31, 2023



#### Equity Option Closed-End Fund Guide

[Download](#) - Last updated: Dec 31, 2023



#### Full Prospectus

[Download](#) - Last updated: May 9, 2022



#### Q1 Holdings

[Download](#) - Last updated: Mar 31, 2023



## Q3 Holdings

[Download](#) - Last updated: Sep 30, 2023



## Holdings - Form N-PORT

[Download](#)



## Return of Capital Distributions Demystified

[Download](#) - Last updated: Mar 7, 2024



## Eaton Vance Announces Updated Results of Closed-End Fund Share Repurchase Programs

[Download](#) - Last updated: Jan 9, 2014



## Distribution Dates and Amounts Announced for Eaton Vance Closed-End Funds

[Download](#) - Last updated: Apr 1, 2024



## Eaton Vance Closed-End Funds Release Estimated Sources Of Distributions

[Download](#) - Last updated: Mar 28, 2024



## Distribution Dates and Amounts Announced for Eaton Vance Closed-End Funds

[Download](#) - Last updated: Mar 1, 2024



## Eaton Vance Closed-End Funds Release Estimated Sources Of Distributions

[Download](#) - Last updated: Feb 29, 2024



## Distribution Dates and Amounts Announced for Eaton Vance Closed-End Funds

[Download](#) - Last updated: Feb 1, 2024



## Eaton Vance Closed-End Funds Release Estimated Sources Of Distributions

[Download](#) - Last updated: Jan 31, 2024



## Distribution Dates and Amounts Announced for Eaton Vance Closed-End Funds

[Download](#) - Last updated: Jan 2, 2024



## Eaton Vance Closed-End Funds Release Estimated Sources Of Distributions

[Download](#) - Last updated: Dec 29, 2023



## Distribution Dates and Amounts Announced for Eaton Vance Closed-End Funds

[Download](#) - Last updated: Dec 1, 2023



## Eaton Vance Closed-End Funds Release Estimated Sources Of Distributions

[Download](#) - Last updated: Nov 30, 2023



## Distribution Dates and Amounts Announced for Eaton Vance Closed-End Funds

[Download](#) - Last updated: Nov 1, 2023



## Eaton Vance Closed-End Funds Release Estimated Sources Of Distributions

[Download](#) - Last updated: Oct 31, 2023



## Distribution Dates and Amounts Announced for Eaton Vance Closed-End Funds

[Download](#) - Last updated: Oct 2, 2023



## Eaton Vance Closed-End Funds Release Estimated Sources Of Distributions

[Download](#) - Last updated: Sep 29, 2023



## Distribution Dates and Amounts Announced for Eaton Vance Closed-End Funds

[Download](#) - Last updated: Sep 1, 2023

---



## Eaton Vance Closed-End Funds Release Estimated Sources Of Distributions

[Download](#) - Last updated: Aug 31, 2023

---



## Distribution Dates and Amounts Announced for Eaton Vance Closed-End Funds

[Download](#) - Last updated: Aug 1, 2023

---



## Eaton Vance Closed-End Funds Release Estimated Sources Of Distributions

[Download](#) - Last updated: Jul 31, 2023

---



## Distribution Dates and Amounts Announced for Eaton Vance Closed-End Funds

[Download](#) - Last updated: Jul 3, 2023

---



## Eaton Vance Closed-End Funds Release Estimated Sources Of Distributions

[Download](#) - Last updated: Jun 30, 2023

---



## Distribution Dates and Amounts Announced for Eaton Vance Closed-End Funds

[Download](#) - Last updated: Jun 1, 2023

---



## Eaton Vance Closed-End Funds Release Estimated Sources Of Distributions

[Download](#) - Last updated: May 31, 2023

---



## Distribution Dates and Amounts Announced for Eaton Vance Closed-End Funds

[Download](#) - Last updated: May 1, 2023

---



## Eaton Vance Closed-End Funds Release Estimated Sources Of Distributions

[Download](#) - Last updated: Apr 28, 2023

---



## Distribution Dates and Amounts Announced for Eaton Vance Closed-End Funds

[Download](#) - Last updated: Apr 3, 2023

---



## Eaton Vance Closed-End Funds Release Estimated Sources Of Distributions

[Download](#) - Last updated: Mar 31, 2023

---



## Distribution Dates and Amounts Announced for Eaton Vance Closed-End Funds

[Download](#) - Last updated: Mar 1, 2023

---



## Eaton Vance Closed-End Funds Release Estimated Sources Of Distributions

[Download](#) - Last updated: Feb 28, 2023

---



## Eaton Vance Closed-End Funds Release Estimated Sources of Distribution

[Download](#) - Last updated: Jan 31, 2023

---



## Distribution Dates and Amounts Announced for Eaton Vance Closed-End Funds

[Download](#) - Last updated: Jan 3, 2023

---



## Eaton Vance Closed-End Funds Release Estimated Sources of Distribution

[Download](#) - Last updated: Dec 30, 2022

---



## Distribution Dates and Amounts Announced for Eaton Vance Closed-End Funds

[Download](#) - Last updated: Dec 1, 2022

---



## Eaton Vance Closed-End Funds Release Estimated Sources of Distribution

[Download](#) - Last updated: Nov 30, 2022

---



## Distribution Dates and Amounts Announced for Eaton Vance Closed-End Funds

[Download](#) - Last updated: Nov 1, 2022

---



## Eaton Vance Closed-End Funds Release Estimated Sources of Distribution

[Download](#) - Last updated: Oct 31, 2022

---



## Distribution Dates and Amounts Announced for Eaton Vance Closed-End Funds

[Download](#) - Last updated: Oct 3, 2022

---



## Eaton Vance Closed-End Funds Release Estimated Sources of Distribution

[Download](#) - Last updated: Sep 30, 2022

---



## Distribution Dates and Amounts Announced for Eaton Vance Closed-End Funds

[Download](#) - Last updated: Sep 1, 2022

---



## Eaton Vance Closed-End Funds Release Estimated Sources of Distribution

[Download](#) - Last updated: Aug 31, 2022

---



## Distribution Dates and Amounts Announced for Eaton Vance Closed-End Funds

[Download](#) - Last updated: Aug 1, 2022

---



## Eaton Vance Closed-End Funds Release Estimated Sources of Distribution

[Download](#) - Last updated: Jul 29, 2022

---



## Distribution Dates and Amounts Announced for Eaton Vance Closed-End Funds

[Download](#) - Last updated: Jul 1, 2022

---



## Eaton Vance Closed-End Funds Release Estimated Sources of Distribution

[Download](#) - Last updated: Jun 30, 2022

---



## Distribution Dates and Amounts Announced for Eaton Vance Closed-End Funds

[Download](#) - Last updated: Jun 1, 2022

---



## Eaton Vance Closed-End Funds Release Estimated Sources of Distribution

[Download](#) - Last updated: May 31, 2022

---



## Distribution Dates and Amounts Announced for Eaton Vance Closed-End Funds

[Download](#) - Last updated: May 2, 2022

---



## Certain Eaton Vance Closed-End Funds Announce Telephonic Annual Meeting Of Shareholders On April 15, 2021

[Download](#) - Last updated: Apr 5, 2021

---



## Results of Joint Special Shareholder Meeting of Certain Eaton Vance Closed-End Funds

[Download](#) - Last updated: Jan 25, 2021

---



## Corrected Results of Joint Special Shareholder Meeting of Certain Eaton Vance Closed-End Funds

[Download](#) - Last updated: Jan 12, 2021

---



## Results of Joint Special Shareholder Meeting of Certain Eaton Vance Closed-End Funds


[Download](#) - Last updated: Jan 8, 2021

- 
-  **Certain Eaton Vance Closed-End Funds Joint Special Meeting of Shareholders on January 7, 2021 Will Be a Virtual Meeting**  
[Download](#) - Last updated: Dec 23, 2020
- 
-  **Eaton Vance Closed-End Funds Announce Board Approval of New Investment Advisory and Sub-Advisory Agreements**  
[Download](#) - Last updated: Nov 10, 2020
- 
-  **Eaton Vance Closed-End Funds Announce Record and Meeting Dates For Joint Special Meeting of Shareholders**  
[Download](#) - Last updated: Oct 29, 2020
- 
-  **Certain Eaton Vance Closed-End Funds Announce Telephonic Annual Meeting of Shareholders on April 16, 2020**  
[Download](#) - Last updated: Apr 6, 2020
-  **Distribution Dates and Amounts Announced for Eaton Vance Closed-End Funds and Portfolio Managers of Eaton Have High Income 2021 Target Term Trust (NYSE: EHT)**  
[Download](#) - Last updated: Jan 2, 2020
-  **Eaton Vance Closed-End Funds Release Estimated Sources of Distribution**  
[Download](#) - Last updated: May 31, 2017
- 
-  **Distribution Dates and Amounts Announced for Eaton Vance Closed-End Funds**  
[Download](#) - Last updated: May 1, 2017
- 
-  **Eaton Vance Closed-End Funds Release Estimated Sources of Distributions**  
[Download](#) - Last updated: Apr 28, 2017
- 
-  **Distribution Dates and Amounts Announced for Eaton Vance Closed-End Funds**  
[Download](#) - Last updated: Apr 3, 2017
-  **Eaton Vance Updates Results of Equity Option CEF Share Repurchase Program**  
[Download](#) - Last updated: Oct 4, 2013
- 
-  **Eaton Vance Announces Updated Results of Equity Option Closed-End Fund Share Repurchase Program**  
[Download](#) - Last updated: Sep 19, 2013
- 
-  **Eaton Vance Announces Results of Equity Option Closed-End Fund Share Repurchase Program**  
[Download](#) - Last updated: May 1, 2013
-  **Eaton Vance Announces Results of Equity Option Closed-End Fund Share Repurchase Program**  
[Download](#) - Last updated: Mar 8, 2013
- 
-  **Eaton Vance Equity Option CEFs Adopt Share Repurchase Program**  
[Download](#) - Last updated: Aug 8, 2012
-  **SAI**  
[Download](#) - Last updated: Apr 29, 2022
- 
-  **Section 16 Filings - [www.sec.gov](http://www.sec.gov)**



## Semi-Annual Report

[Download](#) - Last updated: Jun 30, 2023



### HEADQUARTERS

One Post Office Square  
Boston, MA 02110

#### Investments

[Eaton Vance Funds](#)

[Parametric Funds](#)

[Calvert Funds](#)

[Separately Managed Accounts](#)

[Closed-End Funds and Term Trusts](#)

#### Insights

[Advisory Blog](#)

[The BEAT](#)

[Market Update Events](#)

[The Advisor Institute](#)

#### Taxes & Tools

[Investment Tax Center](#)

[Tax Information](#)

[Investment Tax Calculator](#)

[Laddered Investing Interest Rate  
Scenario Tool](#)

[Concentrated Stock Position  
Calculator](#)

[Tax-Equivalent Yield Calculator](#)

#### Resources

[Forms & E-Delivery](#)

[Mutual Funds & Abandoned  
Property](#)

[DST Vision](#)

[Active Advisor](#)

[Corporate Filings](#)

[Annual Reports](#)

[Press Releases](#)

[Diversity and Inclusion](#)

[Accessibility](#) | [Business Continuity](#) | [Privacy & Cookies](#) | [Your Privacy Choices](#) | [Terms & Conditions](#) | [Careers](#) | [Contact](#) |  
[Investor Account Access](#) | [Morgan Stanley Investment Management Terms of Use](#)

To report a website vulnerability, please go to [Responsible Disclosure](#).

Eaton Vance is part of Morgan Stanley Investment Management, the asset management division of Morgan Stanley.

For USA PATRIOT Act Disclosure Notice please click [here](#).

This image indicates content designed specifically for Financial Advisors / Investment Professionals. This material is not to be used with the public.

Before investing in any Eaton Vance, Calvert or Morgan Stanley Investment Management Inc.-advised fund, prospective investors should consider carefully the investment objective(s), risks, and charges and expenses. Read the prospectus carefully before you invest or send money. For **open-end mutual funds**, the current prospectus contains this and other information. To obtain an **open-end mutual fund** prospectus or summary prospectus and the most recent annual and semiannual shareholder reports, contact your financial advisor or [download a copy here](#). For **closed-end funds**, you should contact your financial advisor. To obtain the most recent annual and semi-annual shareholder report for a closed-end fund contact your financial advisor or [download a copy here](#). To obtain an **exchange-traded fund**, ("ETF") prospectus or summary prospectus, contact your financial advisor or [download a copy here](#).

Before purchasing any **variable product**, consider the objectives, risks, charges, and expenses associated with the underlying investment option(s) and those of the product itself. For a prospectus containing this and other information, contact your investment or insurance professional. Read the prospectus carefully before investing.

Eaton Vance does not provide tax or legal advice. Prospective investors should consult with a tax or legal advisor before making any investment decision. The information on this Web page is for U.S. residents only and does not constitute an offer to sell, or a solicitation of an offer to purchase, securities in any jurisdiction to any person to whom it is not lawful to make such an offer.

© Eaton Vance Management. All rights reserved.

Eaton Vance open-end mutual funds are offered through Eaton Vance Distributors, Inc. One Post Office Square, Boston, MA 02110. Member [FINRA](#) / [SIPC](#). Exchange-traded funds are distributed by Foreside Fund Services, LLC.

*Publication details: Monday, April 29, 2024 12:04 AM*

*Page ID: ETV - <https://www.eatonvance.com/tax-managed-buy-write-opportunities-fund-etv.php>*