



National Municipal Opportunities Trust

EOT

Symbol

\$18.49 ▲\$0.00

NAV as of May 16, 2024

\$16.57 ▼\$-0.04

MKT as of May 16, 2024

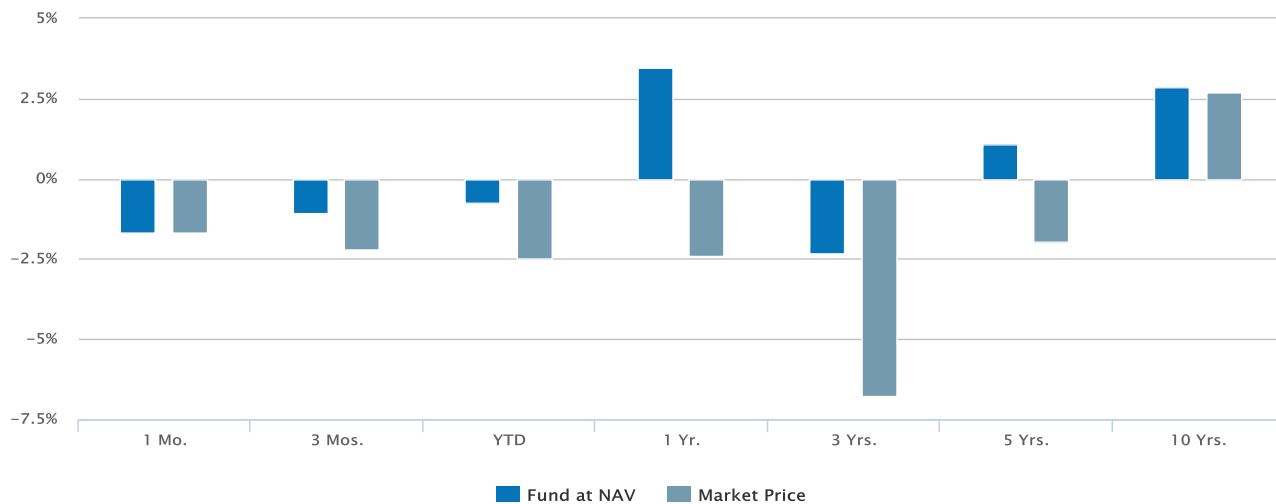
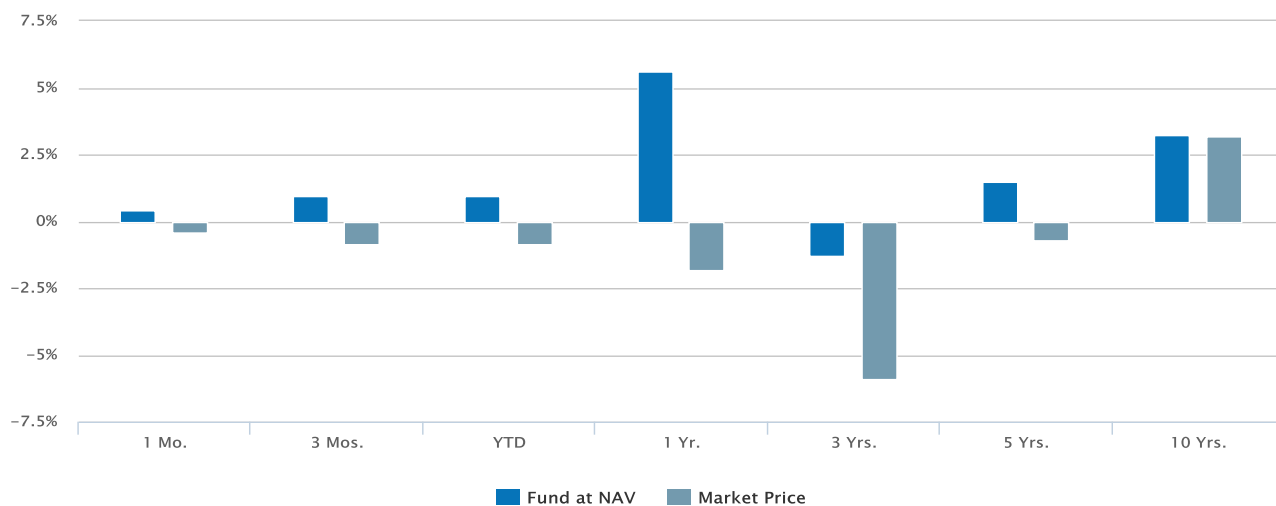
-10.38%Premium/Discount
as of May 16, 2024
Fact Sheet
Mar 31, 2024

UNII Report
Mar 31, 2024

Overview

Historical Returns (%)

as of Mar 31, 2024

04/30/2024**03/31/2024****04/30/2024**

Fund at NAV	-1.68	-1.05	-0.73	3.45	-2.31	1.06	2.86
Market Price	-1.67	-2.22	-2.50	-2.42	-6.78	-1.97	2.68

03/31/2024

Fund at NAV	0.43	0.96	0.96	5.60	-1.27	1.50	3.23
Market Price	-0.40	-0.85	-0.85	-1.82	-5.89	-0.71	3.18

Past performance is no guarantee of future results. Investment return and principal value will fluctuate so that shares, when sold, may be worth more or less than their original cost. Performance is for the stated time period only; due to market volatility, the Fund's current performance may be lower or higher than quoted. The Fund's performance at market price will differ from its results at NAV. Returns are historical and are calculated by determining the percentage change in net asset value or market price (as applicable) with all distributions reinvested and includes management fees and other expenses. Until the reinvestment of Fund distributions is completed, returns are calculated using the lower of the net asset value or market price of the shares on the distribution ex date. Once the reinvestment is complete, returns are calculated using the average reinvestment price. Performance less than or equal to one year is cumulative.

Distribution Rates¹

as of May 16, 2024

Distribution Rate at NAV	4.06%
Taxable-Equivalent Distribution Rate at NAV	6.85%
Distribution Rate at Market Price	4.52%
Taxable-Equivalent Distribution Rate at Market Price	7.63%

Fund Facts

as of Apr 30, 2024

Performance Inception	05/29/2009
Investment Objective	Current income
CUSIP	27829L105

Expense Ratios (%)²

as of Annual Report dated 03/31/2023

Management Fees	0.67
Other Expenses	0.10
Total Expenses (ex Interest and Fee Expense)	0.77
Interest and Fee Expense	0.32
Total Expenses	1.09

Portfolio Management

[William J. Delahunty, CFA](#)

[Managed Fund since 2021](#)

[Cynthia J. Clemson](#)

[Managed Fund since inception](#)

The information included herein does not reflect securities deemed to be held by the Fund pursuant to financial accounting standard 140 (FAS 140).

The information contained herein is provided for informational purposes only and does not constitute a solicitation of an offer to buy or sell Fund shares. Common shares of the Fund are only available for purchase and sale at current market price on a stock exchange. There is no assurance that the Fund will achieve its investment objective. The Fund is subject to numerous risks, including investment risks. Shares of closed-end funds often trade at a discount from their net asset value. The Fund is not a complete investment program and you may lose money investing in the Fund. An investment in the Fund may not be appropriate for all investors. Investors should review and consider carefully the Fund's investment objective, risks, charges and expenses.

The premium/discount is calculated as [(market price/NAV)-1].

Links to Morningstar Fact Sheet and CEF Connect: By clicking on the link from this page to the Morningstar fact sheet or CEF Connect, you will leave the Eaton Vance website. Eaton Vance is not responsible for the content of any such third-party website. See "Terms and Conditions" below.

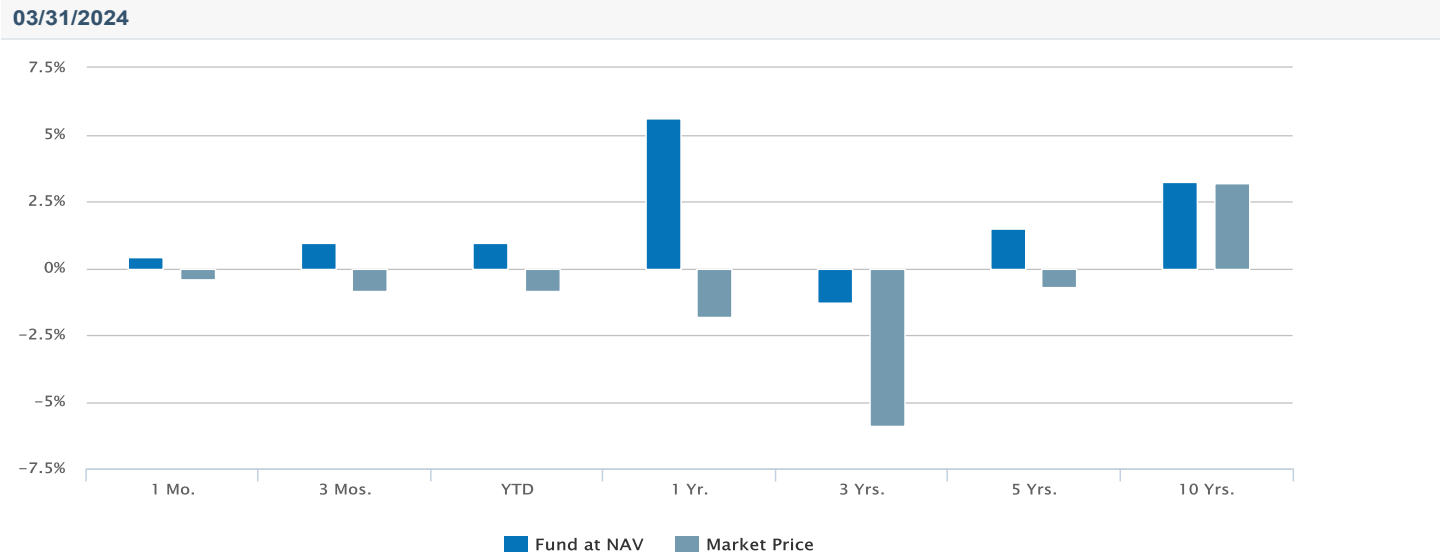
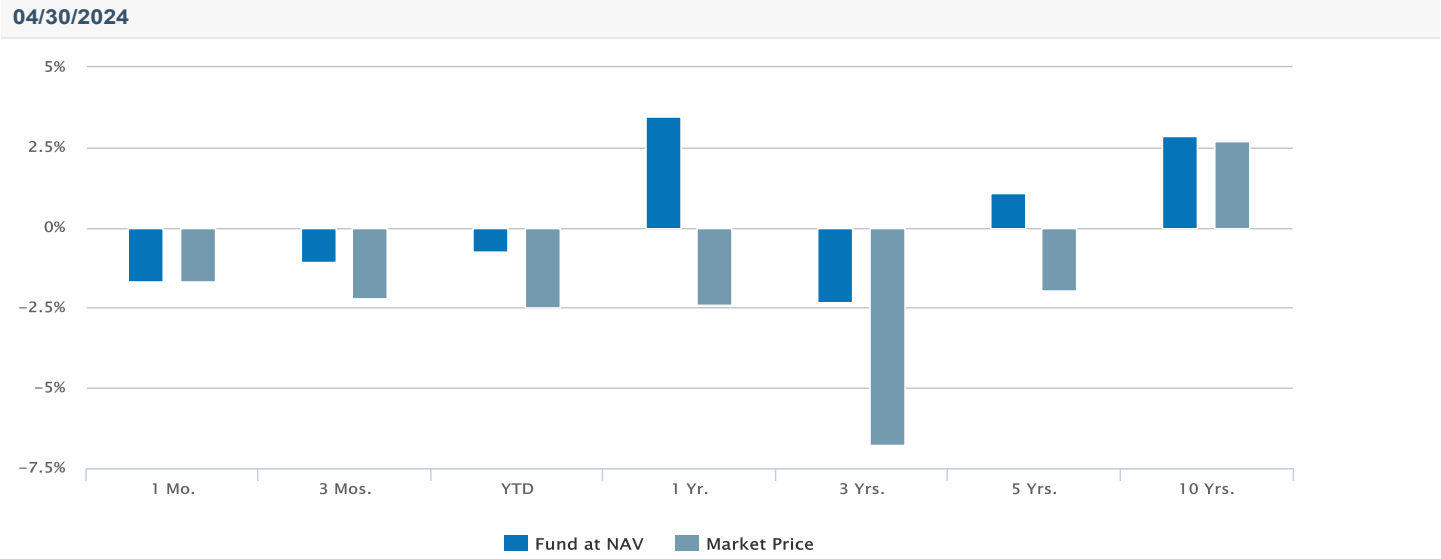
Eaton Vance Distributors, Inc., Member FINRA/SIPC, is an affiliate of Eaton Vance Management.

1. Distribution Rate at NAV and Market Price is calculated by dividing the last distribution paid per share (annualized) by NAV or market price, respectively. For National Municipal Funds, Taxable-Equivalent Distribution Rate at NAV and Market Price is calculated using a 40.8% tax rate (equals maximum individual federal tax rate adjusted for the Medicare surtax). For Single-State Municipal Funds, Taxable-Equivalent Distribution Rates also reflect maximum effective individual state income tax rates. Local income taxes that may apply are not considered. A Fund's distributions in any period may be more or less than the net return earned by the Fund on its investments, and therefore should not be used as a measure of performance or confused with "yield" or "income."
2. Interest and fee expense relates to the liability for floating rate notes issued in conjunction with residual interest bond transactions.

Performance

Historical Returns (%)

as of Mar 31, 2024



04/30/2024							
Fund at NAV	-1.68	-1.05	-0.73	3.45	-2.31	1.06	2.86
Market Price	-1.67	-2.22	-2.50	-2.42	-6.78	-1.97	2.68
03/31/2024							
Fund at NAV	0.43	0.96	0.96	5.60	-1.27	1.50	3.23
Market Price	-0.40	-0.85	-0.85	-1.82	-5.89	-0.71	3.18

Past performance is no guarantee of future results. Investment return and principal value will fluctuate so that shares, when sold, may be worth more or less than their original cost. Performance is for the stated time period only; due to market volatility, the Fund's current performance may be lower or higher than quoted. The Fund's performance at market price will differ from its results at NAV. Returns are historical and are calculated by determining the percentage change in net asset value or market price (as applicable) with all distributions reinvested and includes management fees and other expenses. Until the reinvestment of Fund distributions is completed, returns are calculated using the lower of the net asset value or market price of the shares on the distribution ex date. Once the reinvestment is complete, returns are calculated using the average reinvestment price. Performance less than or equal to one year is cumulative.

Calendar Year Returns (%)

	2014	2015	2016	2017	2018	2019	2020	2021	2022	2023
Fund at NAV	17.44	4.35	0.87	5.99	0.68	8.32	5.64	4.36	-15.42	8.55
Market Price	19.77	7.19	2.65	14.17	-12.81	22.16	-1.62	11.48	-22.38	7.62

Fund Facts

Performance Inception	05/29/2009
-----------------------	------------

Distribution Rates¹

as of May 16, 2024

Distribution Rate at NAV	4.06%
Taxable-Equivalent Distribution Rate at NAV	6.85%
Distribution Rate at Market Price	4.52%
Taxable-Equivalent Distribution Rate at Market Price	7.63%

Distribution History^{3,4}

Ex-Date	Distribution	Reinvest Price
Apr 22, 2024	\$0.06250	
Mar 20, 2024	\$0.06250	
Feb 21, 2024	\$0.06250	
Jan 22, 2024	\$0.06250	
Dec 21, 2023	\$0.06250	
Nov 21, 2023	\$0.06250	
Oct 20, 2023	\$0.06250	
Sep 21, 2023	\$0.06250	
Aug 21, 2023	\$0.06250	
Jul 21, 2023	\$0.06250	

[View All](#)

No records in this table indicates that there has not been a distribution greater than .0001 within the past 3 years.

Tax Character of Distributions

**Exempt-Interest
Dividends**

	Non-AMT	AMT	Total	Non-Qualified Ordinary Dividends	Capital Gain Distributions	Nondividend Distributions	Total Distributions
Distributions (\$)							
2023	\$0.56	\$0.13	\$0.69	\$0.06	\$0.00	\$0.00	\$0.75
2022	\$0.69	\$0.08	\$0.77	\$0.05	\$0.00	\$0.00	\$0.82
2021	\$0.46	\$0.12	\$0.59	\$0.17	\$0.00	\$0.00	\$0.76
2020	\$0.52	\$0.13	\$0.64	\$0.07	\$0.00	\$0.07	\$0.78
2019	\$0.77	\$0.13	\$0.90	\$0.04	\$0.07	\$0.00	\$1.02
2018	\$0.84	\$0.15	\$0.99	\$0.04	\$0.11	\$0.00	\$1.14
2017	\$0.70	\$0.11	\$0.81	\$0.04	\$0.00	\$0.00	\$0.85
2016	\$0.85	\$0.13	\$0.98	\$0.06	\$0.20	\$0.00	\$1.24
2015	\$0.86	\$0.14	\$1.00	\$0.03	\$0.00	\$0.00	\$1.03
2014	\$0.72	\$0.12	\$0.84	\$0.01	\$0.00	\$0.00	\$0.85
2012	\$0.90	\$0.18	\$1.08	\$0.01	\$0.00	\$0.00	\$1.09
2011	\$0.97	\$0.21	\$1.18	\$0.01	\$0.00	\$0.00	\$1.19
2010	\$1.24	\$0.00	\$1.24	\$0.11	\$0.02	\$0.00	\$1.37
2009	\$0.70	\$0.00	\$0.70	\$0.00	\$0.00	\$0.00	\$0.70
Distributions (%)							
2023	72.59%	19.19%	91.78%	8.22%	0.00%	0.00%	100.00%
2022	83.19%	9.98%	93.17%	6.83%	0.00%	0.00%	100.00%
2021	60.93%	16.31%	77.24%	22.76%	0.00%	0.00%	100.00%
2020	66.55%	16.24%	82.79%	8.84%	0.00%	8.37%	100.00%
2019	75.28%	12.77%	88.04%	4.37%	7.05%	0.00%	100.00%
2018	74.12%	12.64%	86.76%	3.80%	9.44%	0.00%	100.00%
2017	82.28%	12.67%	94.95%	5.05%	0.00%	0.00%	100.00%
2016	68.52%	10.40%	78.92%	4.94%	16.14%	0.00%	100.00%
2015	83.14%	13.66%	96.80%	3.20%	0.00%	0.00%	100.00%
2014	84.70%	14.53%	99.23%	0.77%	0.00%	0.00%	100.00%
2013	82.74%	16.44%	99.18%	0.82%	0.00%	0.00%	100.00%
2013	88.39%	11.61%	100.00%	0.00%	0.00%	0.00%	100.00%
2012	82.80%	16.57%	99.37%	0.63%	0.00%	0.00%	100.00%
2011	81.31%	18.15%	99.46%	0.54%	0.00%	0.00%	100.00%
2010	90.65%	0.00%	90.65%	8.26%	1.09%	0.00%	100.00%
2009	99.96%	0.00%	99.96%	0.04%	0.00%	0.00%	100.00%

The information contained herein is provided for informational purposes only and does not constitute a solicitation of an offer to buy or sell Fund shares. Common shares of the Fund are only available for purchase and sale at current market price on a stock exchange. There is no assurance that the Fund will achieve its investment objective. The Fund is subject to numerous risks, including investment risks. Shares of closed-end funds often trade at a discount from their net asset value. The Fund is not a complete investment program and you may lose money investing in the Fund. An investment in the Fund may not be appropriate for all investors. Investors should review and consider

carefully the Fund's investment objective, risks, charges and expenses.

The premium/discount is calculated as [(market price/NAV)-1].

Links to Morningstar Fact Sheet and CEF Connect: By clicking on the link from this page to the Morningstar fact sheet or CEF Connect, you will leave the Eaton Vance website. Eaton Vance is not responsible for the content of any such third-party website. See “Terms and Conditions” below.

Eaton Vance Distributors, Inc., Member FINRA/SIPC, is an affiliate of Eaton Vance Management.

1. Distribution Rate at NAV and Market Price is calculated by dividing the last distribution paid per share (annualized) by NAV or market price, respectively. For National Municipal Funds, Taxable-Equivalent Distribution Rate at NAV and Market Price is calculated using a 40.8% tax rate (equals maximum individual federal tax rate adjusted for the Medicare surtax). For Single-State Municipal Funds, Taxable-Equivalent Distribution Rates also reflect maximum effective individual state income tax rates. Local income taxes that may apply are not considered. A Fund's distributions in any period may be more or less than the net return earned by the Fund on its investments, and therefore should not be used as a measure of performance or confused with "yield" or "income."
3. See “Tax Character of Distributions”. For information about any distributions in the current year estimated to include non-dividend distributions or capital gains, please refer to [Eaton Vance Closed-End Fund Distribution Notices \(19a\)](#).
4. A nondividend or return of capital distribution may include, for example, a return of some or all of the money that an investor invested in Fund shares, which can cause the Fund's NAV to erode.

Portfolio

Municipal Obligations by State/Territory^{5,6}

as of Dec 31, 2022

New York	19.81
Illinois	14.14
New Jersey	9.15
Texas	8.83
California	8.52
Florida	8.41
Georgia	4.08
North Carolina	3.56
New Hampshire	2.42
Virginia	2.14
View All	

Fund Holdings^{7,8}

as of Mar 31, 2024

Holding	Coupon Rate	Maturity Date	% of Net Assets
New Jersey Transportation Trust Fund Authority	0.00%	12/15/2038	3.87%
North Carolina Turnpike Authority	0.00%	01/01/2036	2.87%
County of Miami-Dade FL	7.00%	10/01/2039	2.55%
Chicago Board of Education	5.00%	12/01/2042	2.25%
San Francisco City & County Airport Comm-San Francisco International Airport	5.00%	05/01/2049	2.18%
Metropolitan Transportation Authority	4.00%	11/15/2048	2.09%
Oglethorpe Power Corp	4.13%	11/01/2045	1.86%

Holding	Coupon Rate	Maturity Date	% of Net Assets
Pasadena Independent School District	4.25%	02/15/2053	1.73%
County of Miami-Dade FL	6.88%	10/01/2034	1.72%
South Dakota Housing Development Authority	5.35%	05/01/2048	1.59%
View All			

The information included herein does not reflect securities deemed to be held by the Fund pursuant to financial accounting standard 140 (FAS 140).

The information contained herein is provided for informational purposes only and does not constitute a solicitation of an offer to buy or sell Fund shares. Common shares of the Fund are only available for purchase and sale at current market price on a stock exchange. There is no assurance that the Fund will achieve its investment objective. The Fund is subject to numerous risks, including investment risks. Shares of closed-end funds often trade at a discount from their net asset value. The Fund is not a complete investment program and you may lose money investing in the Fund. An investment in the Fund may not be appropriate for all investors. Investors should review and consider carefully the Fund's investment objective, risks, charges and expenses.

The premium/discount is calculated as $[(\text{market price}/\text{NAV})-1]$.

Links to Morningstar Fact Sheet and CEF Connect: By clicking on the link from this page to the Morningstar fact sheet or CEF Connect, you will leave the Eaton Vance website. Eaton Vance is not responsible for the content of any such third-party website. See "Terms and Conditions" below.

Eaton Vance Distributors, Inc., Member FINRA/SIPC, is an affiliate of Eaton Vance Management.

5. Percent of municipal obligation holdings. Includes municipal obligations issued by the District of Columbia, if any.

6. In the event a municipal obligation has dual exemption in more than one state/territory, the primary state/territory as classified by a third-party data provider will be shown.

7. The following list reflects unaudited securities holdings (excluding derivatives positions). Holdings information may differ if presented as of trade date. Due to rounding, holdings of less than 0.005% may show as 0.00%. Portfolio information subject to change due to active management.

8. Percent of total net assets.

Management



William J. Delahunt, CFA
Managing Director, Portfolio Manager
Joined Eaton Vance in 1998

Biography

William Delahunt is a portfolio manager on the Municipals team. He is responsible for buy and sell decisions, portfolio construction and risk management for the firm's municipal bond strategies. He joined Eaton Vance in 1998. Morgan Stanley acquired Eaton Vance in March 2021.

Bill began his career in the investment management industry in 1994. Before joining Eaton Vance, he was a financial analyst with Grubb & Ellis.

Bill earned a B.A. in economics from the University of Vermont. He has served on the board of the National Federation of Municipal Analysts and is a past president of the Boston Municipal Analyst Forum. He is a CFA charterholder.

Education

- B.A. in economics from the University of Vermont

Experience

- Managed Fund since 2021

Other funds managed

- [Municipal Income Trust](#)



Cynthia J. Clemson
Managing Director, Co-Head of
Municipals
Joined Eaton Vance 1985

Biography

Cynthia is Co-Head of Municipals and portfolio manager on the municipal bond team. She is responsible for buy and sell decisions, portfolio construction and risk management for the firm's municipal bond strategies.

Cindy began her career in the investment management industry with Eaton Vance in 1985. Morgan Stanley acquired Eaton Vance in March 2021.

Cindy earned a B.A. from Mount Holyoke College and an MBA from Boston University. She is a member of the Boston Municipal Analysts Forum, the CFA Society Boston, the Municipal Bond Buyer Conference and the National Federation of Municipal Analysts.

Education

- B.A. Mount Holyoke College
- M.B.A. Graduate School of Management, Boston University

Experience

- Managed Fund since inception

Other funds managed

- [Municipal Bond Fund](#)
- [Municipal Income Trust](#)

Literature

Literature



Fact Sheet

[Download](#) - Last updated: Mar 31, 2024



Report of Organizational Actions Affecting Basis of Securities

[Download](#) - Last updated: Jan 21, 2021



Annual Report

[Download](#) - Last updated: Mar 31, 2023



Full Prospectus

[Download](#) - Last updated: Jul 28, 2022



Q1 Holdings

[Download](#) - Last updated: Jun 30, 2023



Q3 Holdings

[Download](#) - Last updated: Dec 31, 2023



Holdings - Form N-PORT

[Download](#)



Eaton Vance Announces Updated Results of Closed-End Fund Share Repurchase Programs

[Download](#) - Last updated: Jan 9, 2014



Distribution Dates and Amounts Announced for Eaton Vance Closed-End Funds

[Download](#) - Last updated: May 1, 2024



Distribution Dates and Amounts Announced for Eaton Vance Closed-End Funds

[Download](#) - Last updated: Apr 1, 2024



UNII Report

[Download](#) - Last updated: Mar 31, 2024



Distribution Dates and Amounts Announced for Eaton Vance Closed-End Funds

[Download](#) - Last updated: Mar 1, 2024



Distribution Dates and Amounts Announced for Eaton Vance Closed-End Funds

[Download](#) - Last updated: Feb 1, 2024



Distribution Dates and Amounts Announced for Eaton Vance Closed-End Funds

[Download](#) - Last updated: Jan 2, 2024



Distribution Dates and Amounts Announced for Eaton Vance Closed-End Funds

[Download](#) - Last updated: Dec 1, 2023



Distribution Dates and Amounts Announced for Eaton Vance Closed-End Funds

[Download](#) - Last updated: Nov 1, 2023



Distribution Dates and Amounts Announced for Eaton Vance Closed-End Funds

[Download](#) - Last updated: Oct 2, 2023



Distribution Dates and Amounts Announced for Eaton Vance Closed-End Funds

[Download](#) - Last updated: Sep 1, 2023



Distribution Dates and Amounts Announced for Eaton Vance Closed-End Funds

[Download](#) - Last updated: Aug 1, 2023



Distribution Dates and Amounts Announced for Eaton Vance Closed-End Funds

[Download](#) - Last updated: Jul 3, 2023



Distribution Dates and Amounts Announced for Eaton Vance Closed-End Funds

[Download](#) - Last updated: Jun 1, 2023



Distribution Dates and Amounts Announced for Eaton Vance Closed-End Funds

[Download](#) - Last updated: May 1, 2023



Distribution Dates and Amounts Announced for Eaton Vance Closed-End Funds

[Download](#) - Last updated: Apr 3, 2023



Distribution Dates and Amounts Announced for Eaton Vance Closed-End Funds

[Download](#) - Last updated: Mar 1, 2023



Distribution Dates and Amounts Announced for Eaton Vance Closed-End Funds

[Download](#) - Last updated: Jan 3, 2023



Distribution Dates and Amounts Announced for Eaton Vance Closed-End Funds

[Download](#) - Last updated: Dec 1, 2022



Distribution Dates and Amounts Announced for Eaton Vance Closed-End Funds

[Download](#) - Last updated: Nov 1, 2022



Distribution Dates and Amounts Announced for Eaton Vance Closed-End Funds

[Download](#) - Last updated: Oct 3, 2022



Distribution Dates and Amounts Announced for Eaton Vance Closed-End Funds

[Download](#) - Last updated: Sep 1, 2022



Distribution Dates and Amounts Announced for Eaton Vance Closed-End Funds

[Download](#) - Last updated: Aug 1, 2022



Distribution Dates and Amounts Announced for Eaton Vance Closed-End Funds

[Download](#) - Last updated: Jul 1, 2022



Distribution Dates and Amounts Announced for Eaton Vance Closed-End Funds

[Download](#) - Last updated: Jun 1, 2022



Eaton Vance Management Announces Changes to Portfolio Management Team of Certain Municipal Closed-End Funds

[Download](#) - Last updated: Oct 1, 2021



UNII Report

[Download](#) - Last updated: Sep 30, 2021



UNII Report

[Download](#) - Last updated: Aug 31, 2021



UNII Report

[Download](#) - Last updated: Jul 31, 2021



UNII Report

[Download](#) - Last updated: Jun 30, 2021



UNII Report

[Download](#) - Last updated: May 31, 2021



UNII Report

[Download](#) - Last updated: Apr 30, 2021



UNII Report

[Download](#) - Last updated: Mar 31, 2021



UNII Report

[Download](#) - Last updated: Feb 28, 2021



Results of Joint Special Shareholder Meeting of Certain Eaton Vance Closed-End Funds

[Download](#) - Last updated: Feb 17, 2021



UNII Report

[Download](#) - Last updated: Jan 31, 2021



Results of Joint Special Shareholder Meeting of Certain Eaton Vance Closed-End Funds

[Download](#) - Last updated: Jan 25, 2021



Corrected Results of Joint Special Shareholder Meeting of Certain Eaton Vance Closed-End Funds

[Download](#) - Last updated: Jan 12, 2021



Results of Joint Special Shareholder Meeting of Certain Eaton Vance Closed-End Funds

[Download](#) - Last updated: Jan 8, 2021



UNII Report

[Download](#) - Last updated: Dec 31, 2020



Certain Eaton Vance Closed-End Funds Announce Telephonic Annual Meeting Of Shareholders On January 14, 2021

[Download](#) - Last updated: Dec 30, 2020



Certain Eaton Vance Closed-End Funds Joint Special Meeting of Shareholders on January 7, 2021 Will Be a Virtual Meeting

[Download](#) - Last updated: Dec 23, 2020



UNII Report

[Download](#) - Last updated: Nov 30, 2020



Eaton Vance Closed-End Funds Announce Board Approval of New Investment Advisory and Sub-Advisory Agreements

[Download](#) - Last updated: Nov 10, 2020



UNII Report

[Download](#) - Last updated: Oct 31, 2020



Eaton Vance Closed-End Funds Announce Record and Meeting Dates For Joint Special Meeting of Shareholders

[Download](#) - Last updated: Oct 29, 2020



UNII Report

[Download](#) - Last updated: Sep 30, 2020



UNII Report

[Download](#) - Last updated: Aug 31, 2020



UNII Report

[Download](#) - Last updated: Jul 31, 2020



UNII Report

[Download](#) - Last updated: Jun 30, 2020



UNII Report

[Download](#) - Last updated: May 31, 2020



UNII Report

[Download](#) - Last updated: Apr 30, 2020



UNII Report

[Download](#) - Last updated: Mar 31, 2020



UNII Report

[Download](#) - Last updated: Jan 31, 2020



Distribution Dates and Amounts Announced for Eaton Vance Closed-End Funds and Portfolio Managers of Eaton Have High Income 2021 Target Term Trust (NYSE: EHT)

[Download](#) - Last updated: Jan 2, 2020



UNII Report

[Download](#) - Last updated: Dec 31, 2019



UNII Report

[Download](#) - Last updated: Dec 17, 2019



Eaton Vance National Municipal Opportunities Trust Declares Capital Gain Distributions

[Download](#) - Last updated: Dec 3, 2019



UNII Report

[Download](#) - Last updated: Oct 31, 2019



UNII Report

[Download](#) - Last updated: Sep 30, 2019



UNII Report

[Download](#) - Last updated: Aug 31, 2019



UNII Report

[Download](#) - Last updated: Jul 31, 2019



UNII Report

[Download](#) - Last updated: Jun 30, 2019



UNII Report

[Download](#) - Last updated: May 31, 2019



UNII Report

[Download](#) - Last updated: Apr 30, 2019



UNII Report

[Download](#) - Last updated: Mar 31, 2019



UNII Report

[Download](#) - Last updated: Feb 28, 2019



UNII Report

[Download](#) - Last updated: Jan 31, 2019



UNII Report

[Download](#) - Last updated: Dec 31, 2018



Eaton Vance National Municipal Opportunities Trust Declares Capital Gain Distribtuion

[Download](#) - Last updated: Dec 4, 2018



UNII Report

[Download](#) - Last updated: Nov 30, 2018



UNII Report

[Download](#) - Last updated: Oct 31, 2018



UNII Report

[Download](#) - Last updated: Sep 30, 2018



UNII Report

[Download](#) - Last updated: Aug 31, 2018



UNII Report

[Download](#) - Last updated: Jul 31, 2018



UNII Report

[Download](#) - Last updated: Jun 30, 2018



UNII Report

[Download](#) - Last updated: May 31, 2018



UNII Report

[Download](#) - Last updated: Apr 30, 2018



UNII Report

[Download](#) - Last updated: Mar 31, 2018



UNII Report

[Download](#) - Last updated: Feb 28, 2018



UNII Report

[Download](#) - Last updated: Jan 31, 2018



Closed-End Fund Earnings Undistributed Net Income Information

[Download](#) - Last updated: Dec 31, 2017



Eaton Vance National Municipal Opportunities Trust Declares Capital Gain Distributions

[Download](#) - Last updated: Dec 11, 2017



Closed-End Fund Earnings Undistributed Net Income Information

[Download](#) - Last updated: Nov 30, 2017



Closed-End Fund Earnings Undistributed Net Income Information

[Download](#) - Last updated: Sep 30, 2017



Closed-End Fund Earnings Undistributed Net Income Information

[Download](#) - Last updated: Aug 31, 2017



Closed-End Fund Earnings Undistributed Net Income Information

[Download](#) - Last updated: Jul 31, 2017



Closed-End Fund Earnings Undistributed Net Income Information

[Download](#) - Last updated: Jun 30, 2017



Closed-End Fund Earnings Undistributed Net Income Information

[Download](#) - Last updated: May 31, 2017



Distribution Dates and Amounts Announced for Eaton Vance Closed-End Funds

[Download](#) - Last updated: May 1, 2017



Closed-End Fund Earnings Undistributed Net Income Information

[Download](#) - Last updated: Apr 30, 2017



Distribution Dates and Amounts Announced for Eaton Vance Closed-End Funds

[Download](#) - Last updated: Apr 3, 2017



Closed-End Fund Earnings Undistributed Net Income Information

[Download](#) - Last updated: Mar 31, 2017



Closed-End Fund Earnings Undistributed Net Income Information

[Download](#) - Last updated: Feb 28, 2017



Closed-End Fund Earnings Undistributed Net Income Information

[Download](#) - Last updated: Jan 31, 2017



Closed-End Fund Earnings Undistributed Net Income Information

[Download](#) - Last updated: Dec 31, 2016



Closed-End Fund Earnings Undistributed Net Income Information

[Download](#) - Last updated: Nov 30, 2016



Closed-End Fund Earnings Undistributed Net Income Information

[Download](#) - Last updated: Oct 31, 2016



Closed-End Fund Earnings Undistributed Net Income Information

[Download](#) - Last updated: Sep 30, 2016



Closed-End Fund Earnings Undistributed Net Income Information

[Download](#) - Last updated: Aug 31, 2016



Closed-End Fund Earnings Undistributed Net Income Information

[Download](#) - Last updated: Jul 31, 2016



Closed-End Fund Earnings Undistributed Net Income Information

[Download](#) - Last updated: Jun 30, 2016



Closed-End Fund Earnings Undistributed Net Income Information

[Download](#) - Last updated: May 31, 2016



Closed-End Fund Earnings Undistributed Net Income Information

[Download](#) - Last updated: Apr 30, 2016



Closed-End Fund Earnings Undistributed Net Income Information

[Download](#) - Last updated: Mar 31, 2016



Closed-End Fund Earnings Undistributed Net Income Information

[Download](#) - Last updated: Feb 29, 2016



Closed-End Fund Earnings Undistributed Net Income Information

[Download](#) - Last updated: Dec 31, 2015



Closed-End Fund Earnings Undistributed Net Income Information

[Download](#) - Last updated: Oct 31, 2015



Eaton Vance Closed-End Funds Adopt Share Repurchase Programs

[Download](#) - Last updated: Nov 15, 2013



SAI

[Download](#) - Last updated: Jul 28, 2022



Section 16 Filings - www.sec.gov

[Download](#) - Last updated: Jun 30, 2011



Semi-Annual Report

[Download](#) - Last updated: Sep 30, 2023



HEADQUARTERS

One Post Office Square
Boston, MA 02110

Investments

[Eaton Vance Funds](#)

[Parametric Funds](#)

[Calvert Funds](#)

[Separately Managed Accounts](#)

[Closed-End Funds and Term Trusts](#)

Insights

[Advisory Blog](#)

[The BEAT](#)

[Market Update Events](#)

[The Advisor Institute](#)

Taxes & Tools

[Investment Tax Center](#)

[Tax Information](#)

[Investment Tax Calculator](#)

[Laddered Investing Interest Rate
Scenario Tool](#)

[Concentrated Stock Position
Calculator](#)

Resources

[Forms & E-Delivery](#)

[Mutual Funds & Unclaimed
Property](#)

[DST Vision](#)

[Active Advisor](#)

[Corporate Filings](#)

[Annual Reports](#)

To report a website vulnerability, please go to [Responsible Disclosure](#).

Eaton Vance is part of Morgan Stanley Investment Management, the asset management division of Morgan Stanley.

For USA PATRIOT Act Disclosure Notice please click [here](#).

 This image indicates content designed specifically for Financial Advisors / Investment Professionals. This material is not to be used with the public.

Before investing in any Eaton Vance, Calvert or Morgan Stanley Investment Management Inc.-advised fund, prospective investors should consider carefully the investment objective(s), risks, and charges and expenses. Read the prospectus carefully before you invest or send money. For **open-end mutual funds**, the current prospectus contains this and other information. To obtain an **open-end mutual fund** prospectus or summary prospectus and the most recent annual and semiannual shareholder reports, contact your financial advisor or [download a copy here](#). For **closed-end funds**, you should contact your financial advisor. To obtain the most recent annual and semi-annual shareholder report for a closed-end fund contact your financial advisor or [download a copy here](#). To obtain an **exchange-traded fund**, ("ETF") prospectus or summary prospectus, contact your financial advisor or [download a copy here](#).

Before purchasing any **variable product**, consider the objectives, risks, charges, and expenses associated with the underlying investment option(s) and those of the product itself. For a prospectus containing this and other information, contact your investment or insurance professional. Read the prospectus carefully before investing.

NOT FDIC INSURED | OFFER NO BANK GUARANTEE | MAY LOSE VALUE | NOT INSURED BY ANY FEDERAL GOVERNMENT AGENCY | NOT A DEPOSIT

Eaton Vance does not provide tax or legal advice. Prospective investors should consult with a tax or legal advisor before making any investment decision. The information on this Web page is for U.S. residents only and does not constitute an offer to sell, or a solicitation of an offer to purchase, securities in any jurisdiction to any person to whom it is not lawful to make such an offer.

© Eaton Vance Management. All rights reserved.

Eaton Vance open-end mutual funds are offered through Eaton Vance Distributors, Inc. One Post Office Square, Boston, MA 02110. Member [FINRA](#) / [SIPC](#). Exchange-traded funds are distributed by Foreside Fund Services, LLC.

Publication details: Friday, May 17, 2024 5:17 AM

Page ID: EOT - <https://www.eatonvance.com/national-municipal-opportunities-trust-eot.php>