



Global Macro Absolute Return Fund (R)

A flexible global absolute return strategy designed to complement traditional asset classes.

R ▾
Share Class

ERGMX
Symbol

\$8.43 ▲\$0.03
NAV as of May 3, 2024



Fact Sheet
Mar 31, 2024



Commentary
Mar 31, 2024



Attribution
Mar 31, 2024



Monthly Update
Feb 29, 2024

The Fund

Unconstrained to a traditional benchmark, this Fund is one of the industry's longest-running absolute return strategies. Implements a flexible approach to investing long and short in foreign markets, providing global exposure that may help counterbalance performance swings in conventional holdings.

The Approach

Eaton Vance applies its global macroeconomic and political research process in directing Fund investments. This time-tested process informs long and short positions in sovereign asset classes, such as foreign currencies and sovereign credit markets. Managers consider relative risk and return in managing exposures.

The Features

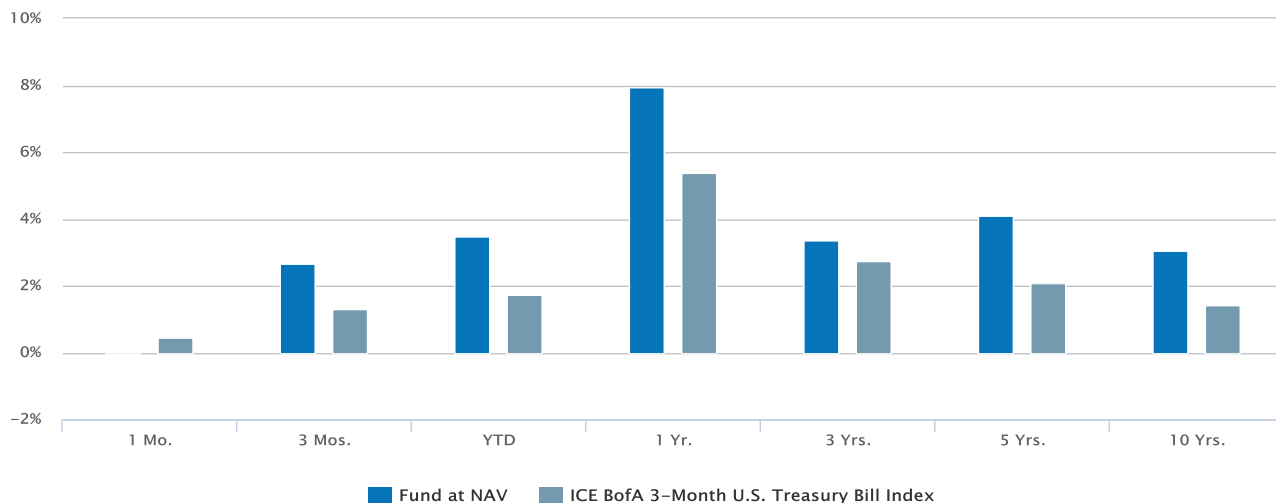
A flexible mandate translates into investment opportunities in both improving and deteriorating markets. Historically has provided a low volatility, strong, risk-adjusted performance experience. Historically low beta may help the Fund complement traditional holdings. Managed by Eaton Vance, a global investing leader.

Overview

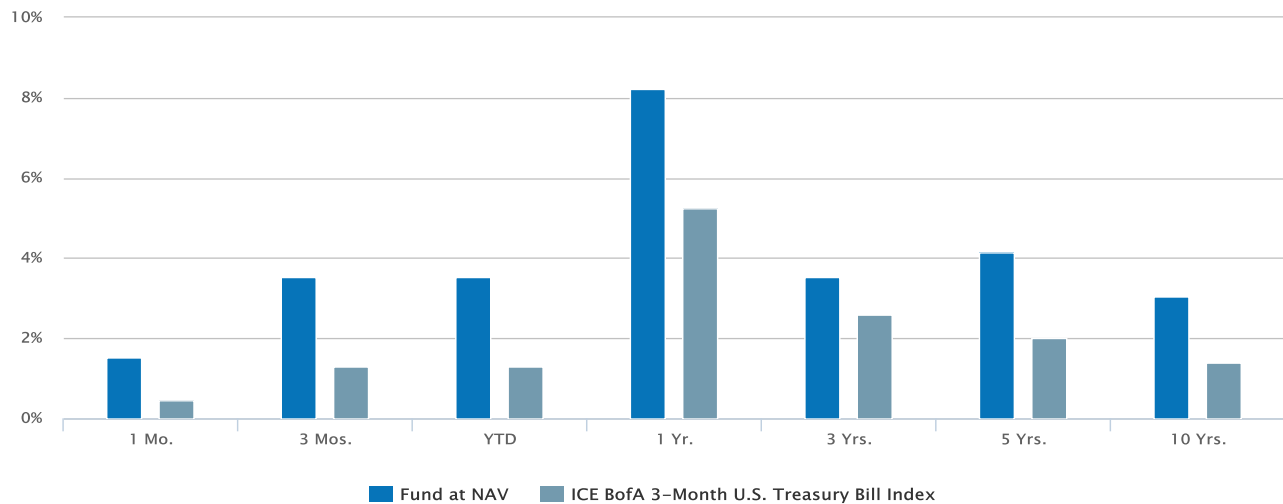
Historical Returns (%)

as of Mar 31, 2024

04/30/2024



03/31/2024



04/30/2024								
Fund at NAV	-0.05	2.65	3.47	7.96	3.35	4.08	3.04	
ICE BofA 3-Month U.S. Treasury Bill Index	0.43	1.29	1.73	5.36	2.72	2.07	1.42	
03/31/2024								
Fund at NAV	1.51	3.52	3.52	8.22	3.53	4.15	3.05	
ICE BofA 3-Month U.S. Treasury Bill Index	0.45	1.29	1.29	5.24	2.58	2.02	1.38	

Past performance is no guarantee of future results. Investment return and principal value will fluctuate so that shares, when redeemed, may be worth more or less than their original cost. Performance is for the stated time period only; due to market volatility, the Fund's current performance may be lower or higher than quoted. Returns are historical and are calculated by determining the percentage change in net asset value (NAV) with all distributions reinvested. Returns for other classes of shares offered by the Fund are different. Performance less than or equal to one year is cumulative. Total return prior to the commencement of the class reflects returns of another Fund class. Prior returns are adjusted to reflect applicable sales charge (but were not adjusted for other expenses). If adjusted for other expenses, returns would be lower. The share class has no sales charge.

Fund Facts

as of Mar 31, 2024

Performance Inception	10/31/1997
Investment Objective	Total return
Total Net Assets	\$1.7B
Expense Ratio ¹	1.63%
Adjusted Expense Ratio	1.26%
CUSIP	277923314

Adjusted Expense Ratios excludes certain investment expenses such as interest expense from borrowings and repurchase agreements and dividend expense from short sales, incurred directly by the Fund or indirectly through the Fund's investment in underlying Eaton Vance Funds, if applicable none of which are paid to Eaton Vance.

Morningstar Rating™

as of Mar 31, 2024

Time Period	Rating	Funds in Nontraditional Bond Category
Overall	★★★★★	278
3 Years	★★★★★	278

Time Period	Rating	Funds in Nontraditional Bond Category
5 Years	★★★★★	250
10 Years	★★★★	161

The Morningstar Rating™ for funds, or "star rating", is calculated for managed products (including mutual funds and exchange-traded funds) with at least a three-year history. Exchange-traded funds and open-ended mutual funds are considered a single population for comparative purposes. It is calculated based on a Morningstar Risk-Adjusted Return measure that accounts for variation in a managed product's monthly excess performance, placing more emphasis on downward variations and rewarding consistent performance. The top 10% of products in each product category receive 5 stars, the next 22.5% receive 4 stars, the next 35% receive 3 stars, the next 22.5% receive 2 stars, and the bottom 10% receive 1 star.

The Overall Morningstar Rating for a managed product is derived from a weighted average of the performance figures associated with its three-, five-, and 10-year (if applicable) Morningstar Rating metrics. The weights are: 100% three-year rating for 36-59 months of total returns, 60% five-year rating/40% three-year rating for 60-119 months of total returns, and 50% 10-year rating/30% five-year rating/20% three-year rating for 120 or more months of total returns. While the 10-year overall star rating formula seems to give the most weight to the 10-year period, the most recent three-year period actually has the greatest impact because it is included in all three rating periods. Star ratings do not reflect the effect of any applicable sales load. Hollow stars denote Morningstar Extended Performance Ratings and are considered estimates based on the performance of the fund's oldest share class, adjusted for fees and expenses.

©2024 Morningstar. All Rights Reserved. The information contained herein: (1) is proprietary to Morningstar and/or its content providers; (2) may not be copied or distributed; and (3) is not warranted to be accurate, complete or timely. Neither Morningstar nor its content providers are responsible for any damages or losses arising from any use of this information.

Portfolio Management

Kyle Lee, CFA	Managed Fund since 2021
Patrick Campbell, CFA	Managed Fund since 2021
Federico Sequeda, CFA	Managed Fund since 2021
Hussein Khattab, CFA	Managed Fund since 2022

Portfolio profile subject to change due to active management. Percentages may not total 100% due to rounding. Fund primarily invests in an affiliated investment company (Portfolio) with the same objective(s) and policies as the Fund and may also invest directly. References to investments are to the aggregate holdings of the Fund and the Portfolio.

RISK CONSIDERATIONS

The value of investments held by the Fund may increase or decrease in response to economic, and financial events (whether real, expected or perceived) in the U.S. and global markets. The Fund employs an "absolute return" investment approach, benchmarking itself to an index of cash instruments and seeking to achieve returns that are largely independent of broad movements in stocks and bonds. Investments in foreign instruments or currencies can involve greater risk and volatility than U.S. investments because of adverse market, economic, political, regulatory, geopolitical, currency exchange rates or other conditions. In emerging or frontier countries, these risks may be more significant. Investments in debt instruments may be affected by changes in the creditworthiness of the issuer and are subject to the risk of non-payment of principal and interest. The value of income securities also may decline because of real or perceived concerns about the issuer's ability to make principal and interest payments. The Fund's exposure to derivatives involves risks different from, or possibly greater than, the risks associated with investing directly in securities and other investments. Derivatives instruments can be highly volatile, result in leverage (which can increase both the risk and return potential of the Fund), and involve risks in addition to the risks of the underlying instrument on which the derivative is based, such as counterparty, correlation and liquidity risk. If a counterparty is unable to honor its commitments, the value of Fund shares may decline and/or the Fund could experience delays in the return of collateral or other assets held by the counterparty. As interest rates rise, the value of certain income investments is likely to decline. The value of commodities investments will generally be affected by overall market movements and factors specific to a particular industry or commodity, including weather, embargoes, tariffs, or health, political, international and regulatory developments. Because the Fund may invest significantly in a particular geographic region or country, value of Fund shares may fluctuate more than a fund with less exposure to such areas. A nondiversified fund may be subject to greater risk by investing in a smaller number of investments than a diversified fund.

See the Fund's prospectus for information related to a primary benchmark index selected (if applicable) to comply with a regulation that requires the Fund's primary benchmark to represent the overall applicable market.

Investments rated below investment grade (sometimes referred to as "junk") are typically subject to greater price volatility and illiquidity than higher rated investments. The Fund is exposed to liquidity risk when trading volume, lack of a market maker or trading partner, large position size, market conditions, or legal restrictions impair its ability to sell particular investments or to sell them at advantageous market

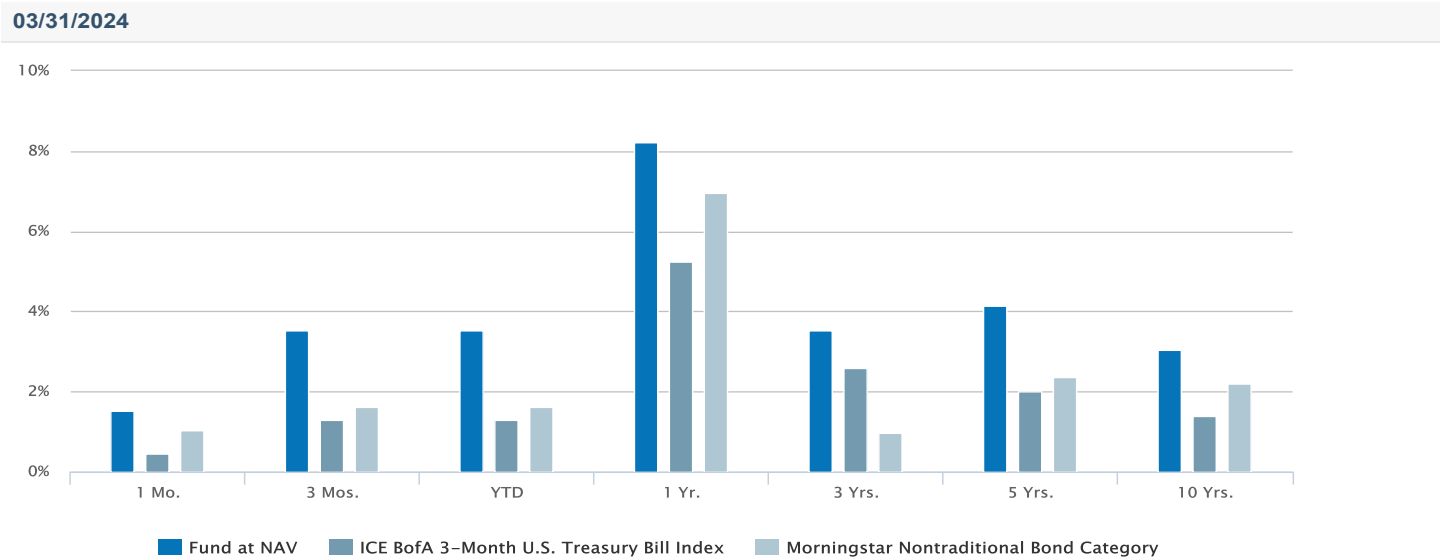
prices. The impact of the coronavirus on global markets could last for an extended period and could adversely affect the Fund’s performance. No fund is a complete investment program and you may lose money investing in a fund. The Fund may engage in other investment practices that may involve additional risks and you should review the [Fund prospectus](#) for a complete description.

1. Source: Fund prospectus.

Performance

Historical Returns (%)

as of Mar 31, 2024



Fund at NAV	1.51	3.52	3.52	8.22	3.53	4.15	3.05
ICE BofA 3-Month U.S. Treasury Bill Index	0.45	1.29	1.29	5.24	2.58	2.02	1.38
Morningstar Nontraditional Bond Category ²	1.03	1.62	1.62	6.95	0.96	2.36	2.21

Past performance is no guarantee of future results. Investment return and principal value will fluctuate so that shares, when redeemed, may be worth more or less than their original cost. Performance is for the stated time period only; due to market volatility, the Fund’s current performance may be lower or higher than quoted. Returns are historical and are calculated by determining the percentage change in net asset value (NAV) with all distributions reinvested. Returns for other classes of shares offered by the Fund are different. Performance less than or equal to one year is cumulative. Total return prior to the commencement of the class reflects returns of another Fund class. Prior returns are adjusted to reflect applicable sales charge (but were not adjusted for other expenses). If adjusted for other expenses, returns would be lower. The share class has no sales charge.

Calendar Year Returns (%)

	2014	2015	2016	2017	2018	2019	2020	2021	2022	2023
Fund at NAV	2.57	2.06	3.54	3.65	-3.76	9.31	3.06	1.68	-0.94	6.32
ICE BofA 3-Month U.S. Treasury Bill Index	0.03	0.05	0.33	0.86	1.87	2.28	0.67	0.05	1.46	5.01

Fund Facts

Performance Inception	10/31/1997
Expense Ratio ¹	1.63%
Adjusted Expense Ratio	1.26%
Distribution Frequency	Monthly

Yield Information

as of Mar 31, 2024	
Distribution Rate at NAV	5.15%
SEC 30-day Yield ³	5.53%

Adjusted Expense Ratios excludes certain investment expenses such as interest expense from borrowings and repurchase agreements and dividend expense from short sales, incurred directly by the Fund or indirectly through the Fund's investment in underlying Eaton Vance Funds, if applicable none of which are paid to Eaton Vance.

Morningstar Rating™

as of Mar 31, 2024

Time Period	Rating	Funds in Nontraditional Bond Category
Overall	★★★★★	278
3 Years	★★★★★	278
5 Years	★★★★★★	250
10 Years	★★★★★	161

The Morningstar Rating™ for funds, or "star rating", is calculated for managed products (including mutual funds and exchange-traded funds) with at least a three-year history. Exchange-traded funds and open-ended mutual funds are considered a single population for comparative purposes. It is calculated based on a Morningstar Risk-Adjusted Return measure that accounts for variation in a managed product's monthly excess performance, placing more emphasis on downward variations and rewarding consistent performance. The top 10% of products in each product category receive 5 stars, the next 22.5% receive 4 stars, the next 35% receive 3 stars, the next 22.5% receive 2 stars, and the bottom 10% receive 1 star.

The Overall Morningstar Rating for a managed product is derived from a weighted average of the performance figures associated with its three-, five-, and 10-year (if applicable) Morningstar Rating metrics. The weights are: 100% three-year rating for 36-59 months of total returns, 60% five-year rating/40% three-year rating for 60-119 months of total returns, and 50% 10-year rating/30% five-year rating/20% three-year rating for 120 or more months of total returns. While the 10-year overall star rating formula seems to give the most weight to the 10-year period, the most recent three-year period actually has the greatest impact because it is included in all three rating periods. Star ratings do not reflect the effect of any applicable sales load. Hollow stars denote Morningstar Extended Performance Ratings and are considered estimates based on the performance of the fund's oldest share class, adjusted for fees and expenses.

©2024 Morningstar. All Rights Reserved. The information contained herein: (1) is proprietary to Morningstar and/or its content providers; (2) may not be copied or distributed; and (3) is not warranted to be accurate, complete or timely. Neither Morningstar nor its content providers are responsible for any damages or losses arising from any use of this information.

NAV History

Date	NAV	NAV Change
May 03, 2024	\$8.43	\$0.03
May 02, 2024	\$8.40	\$0.02
May 01, 2024	\$8.38	-\$0.01
Apr 30, 2024	\$8.39	-\$0.01
Apr 29, 2024	\$8.40	-\$0.03
Apr 26, 2024	\$8.43	\$0.00
Apr 25, 2024	\$8.43	\$0.00
Apr 24, 2024	\$8.43	\$0.00
Apr 23, 2024	\$8.43	\$0.01
Apr 22, 2024	\$8.42	\$0.01

Distribution History⁴

Ex-Date	Distribution	Reinvest NAV
Apr 29, 2024	\$0.03620	\$8.40

Ex-Date	Distribution	Reinvest NAV
Mar 27, 2024	\$0.03620	\$8.43
Feb 28, 2024	\$0.03630	\$8.34
Jan 30, 2024	\$0.03630	\$8.27
Dec 28, 2023	\$0.03630	\$8.25
Nov 29, 2023	\$0.03630	\$8.18
Oct 30, 2023	\$0.03630	\$8.18
Sep 28, 2023	\$0.03630	\$8.20
Aug 30, 2023	\$0.03630	\$8.30
Jul 28, 2023	\$0.03630	\$8.31

[View All](#)

No records in this table indicates that there has not been a distribution greater than .0001 within the past 3 years.

[Fund prospectus](#)

Capital Gain History⁴

Ex-Date	Short-Term	Long-Term	Reinvest NAV
---------	------------	-----------	--------------

No records in this table indicates that there has not been a capital gain greater than .0001 within the past 3 years.

[Fund prospectus](#)

Portfolio profile subject to change due to active management. Percentages may not total 100% due to rounding. Fund primarily invests in an affiliated investment company (Portfolio) with the same objective(s) and policies as the Fund and may also invest directly. References to investments are to the aggregate holdings of the Fund and the Portfolio.

RISK CONSIDERATIONS

The value of investments held by the Fund may increase or decrease in response to economic, and financial events (whether real, expected or perceived) in the U.S. and global markets. The Fund employs an "absolute return" investment approach, benchmarking itself to an index of cash instruments and seeking to achieve returns that are largely independent of broad movements in stocks and bonds. Investments in foreign instruments or currencies can involve greater risk and volatility than U.S. investments because of adverse market, economic, political, regulatory, geopolitical, currency exchange rates or other conditions. In emerging or frontier countries, these risks may be more significant. Investments in debt instruments may be affected by changes in the creditworthiness of the issuer and are subject to the risk of non-payment of principal and interest. The value of income securities also may decline because of real or perceived concerns about the issuer's ability to make principal and interest payments. The Fund's exposure to derivatives involves risks different from, or possibly greater than, the risks associated with investing directly in securities and other investments. Derivatives instruments can be highly volatile, result in leverage (which can increase both the risk and return potential of the Fund), and involve risks in addition to the risks of the underlying instrument on which the derivative is based, such as counterparty, correlation and liquidity risk. If a counterparty is unable to honor its commitments, the value of Fund shares may decline and/or the Fund could experience delays in the return of collateral or other assets held by the counterparty. As interest rates rise, the value of certain income investments is likely to decline. The value of commodities investments will generally be affected by overall market movements and factors specific to a particular industry or commodity, including weather, embargoes, tariffs, or health, political, international and regulatory developments. Because the Fund may invest significantly in a particular geographic region or country, value of Fund shares may fluctuate more than a fund with less exposure to such areas. A nondiversified fund may be subject to greater risk by investing in a smaller number of investments than a diversified fund.

See the Fund's prospectus for information related to a primary benchmark index selected (if applicable) to comply with a regulation that requires the Fund's primary benchmark to represent the overall applicable market.

Investments rated below investment grade (sometimes referred to as "junk") are typically subject to greater price volatility and illiquidity than higher rated investments. The Fund is exposed to liquidity risk when trading volume, lack of a market maker or trading partner, large position size, market conditions, or legal restrictions impair its ability to sell particular investments or to sell them at advantageous market prices. The impact of the coronavirus on global markets could last for an extended period and could adversely affect the Fund's performance. No fund is a complete investment program and you may lose money investing in a fund. The Fund may engage in other investment practices that may involve additional risks and you should review the [Fund prospectus](#) for a complete description.

1. Source: Fund prospectus.
2. The Morningstar Nontraditional Bond Category includes funds that pursue strategies divergent in one or more ways from conventional practice in the broader bond-fund universe. This includes funds that invest in bonds with an absolute return focus, which seek to avoid losses and produce returns uncorrelated to the overall bond market, and funds with unconstrained mandates. Typically these strategies tactically manage allocations and often utilize derivatives.
3. SEC 30-day yield is a standardized measure based on the estimated yield to maturity of a fund's investments over a 30-day period and is based on the maximum offer price at the date specified. The SEC 30-day yield is not based on the distributions made by the fund, which may differ. Distribution Rate at NAV is calculated by dividing the last distribution paid per share (annualized) by NAV. The Fund's monthly distribution may be comprised of ordinary income, net realized capital gains and returns of capital.
4. A portion of the Fund's returns may be comprised of return of capital or short term capital gains. The Fund will determine the tax characteristics of all Fund distributions after the end of the calendar year and will provide shareholders such information at that time. Please consult your tax advisor for further information.

Portfolio

Portfolio Statistics

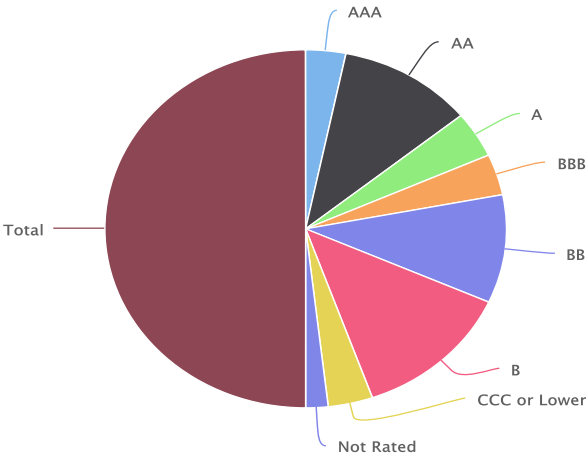
as of Mar 31, 2024

Countries Represented81

Credit Quality (%)⁵

as of Mar 31, 2024

03/31/2024



AAA	6.45
AA	21.76
A	8.30
BBB	7.39
BB	19.53
B	25.80
CCC or Lower	7.19
Not Rated	3.58
Total	100.00

Ratings are based on Moody's, S&P or Fitch, as applicable. If securities are rated differently by the ratings agencies, the highest rating is applied. Ratings, which are subject to change, apply to the creditworthiness of the issuers of the underlying securities and not to the Fund or its shares. Credit ratings measure the quality of a bond based on the issuer's creditworthiness, with ratings ranging from AAA, being the highest, to D, being the lowest based on S&P's measures. Ratings of BBB or higher by S&P or Fitch (Baa or higher by Moody's) are considered to be investment-grade quality. Credit ratings are based largely on the ratings agency's analysis at the time of rating. The rating assigned to any particular security is not necessarily a reflection of the issuer's current financial condition and does not necessarily reflect its assessment of the volatility of a security's market value or of the liquidity of an investment in the security. Holdings designated as "Not Rated" are not rated by the national ratings agencies stated above.

Foreign Currency Exposure (%)⁶

as of Mar 31, 2024

Egypt	8.15
Mexico	3.74
Serbia	3.66
India	3.19
Uzbekistan	3.10
Hungary	3.02
Iceland	2.79
Australia	2.76
New Zealand	-2.97
China	-4.39
View All	

Credit Exposures by Country (contribution to credit spread duration in years)⁷

as of Mar 31, 2024

Ivory Coast	0.14
Benin	0.13
France	-0.11
Germany	-0.11
Poland	-0.13
Turkey	-0.13
Saudi Arabia	-0.30
Malaysia	-0.35
United States	-0.46
South Africa	-0.49
View All	

Interest-Rate Exposures by Country (contribution to interest-rate duration in years)⁸

as of Mar 31, 2024

United States	0.53
Czech Republic	0.28
United Kingdom	0.24
Peru	0.19
Serbia	0.19
India	0.16
Taiwan	-0.19
Chile	-0.22
Euro	-0.39
Japan	-0.57
View All	

Aggregate Exposure⁹

as of Mar 31, 2024

	Foreign Currency (%)	Credit (yrs.)	Interest Rate (yrs.)
Long	0.56	0.84	2.82
Short	-0.14	-2.49	-1.59
Net	0.42	-1.65	1.23

Portfolio profile subject to change due to active management. Percentages may not total 100% due to rounding. Fund primarily invests in an affiliated investment company (Portfolio) with the same objective(s) and policies as the Fund and may also invest directly. References to investments are to the aggregate holdings of the Fund and the Portfolio.

RISK CONSIDERATIONS

The value of investments held by the Fund may increase or decrease in response to economic, and financial events (whether real, expected or perceived) in the U.S. and global markets. The Fund employs an "absolute return" investment approach, benchmarking itself to an index of cash instruments and seeking to achieve returns that are largely independent of broad movements in stocks and bonds. Investments in foreign instruments or currencies can involve greater risk and volatility than U.S. investments because of adverse market, economic, political, regulatory, geopolitical, currency exchange rates or other conditions. In emerging or frontier countries, these risks may be more significant. Investments in debt instruments may be affected by changes in the creditworthiness of the issuer and are subject to the risk of non-payment of principal and interest. The value of income securities also may decline because of real or perceived concerns about the issuer's ability to make principal and interest payments. The Fund's exposure to derivatives involves risks different from, or possibly greater than, the risks associated with investing directly in securities and other investments. Derivatives instruments can be highly volatile, result in leverage (which can increase both the risk and return potential of the Fund), and involve risks in addition to the risks of the underlying instrument on which the derivative is based, such as counterparty, correlation and liquidity risk. If a counterparty is unable to honor its commitments, the value of Fund shares may decline and/or the Fund could experience delays in the return of collateral or other assets held by the counterparty. As interest rates rise, the value of certain income investments is likely to decline. The value of commodities investments will generally be affected by overall market movements and factors specific to a particular industry or commodity, including weather, embargoes, tariffs, or health, political, international and regulatory developments. Because the Fund may invest significantly in a particular geographic region or country, value of Fund shares may fluctuate more than a fund with less exposure to such areas. A nondiversified fund may be subject to greater risk by investing in a smaller number of investments than a diversified fund.

See the Fund's prospectus for information related to a primary benchmark index selected (if applicable) to comply with a regulation that requires the Fund's primary benchmark to represent the overall applicable market.

Investments rated below investment grade (sometimes referred to as "junk") are typically subject to greater price volatility and illiquidity than higher rated investments. The Fund is exposed to liquidity risk when trading volume, lack of a market maker or trading partner, large position size, market conditions, or legal restrictions impair its ability to sell particular investments or to sell them at advantageous market prices. The impact of the coronavirus on global markets could last for an extended period and could adversely affect the Fund's performance. No fund is a complete investment program and you may lose money investing in a fund. The Fund may engage in other investment practices that may involve additional risks and you should review the [Fund prospectus](#) for a complete description.

5. Percent of bond holdings.

6. Based on notional exposure as percentage of net assets.

7. Spread duration is the sensitivity of a bond's price given changes in yield spreads. Based on option-adjusted credit spread duration relative to net assets.

8. Based on option-adjusted interest-rate duration relative to net assets.

9. Foreign currency based on notional exposure as percentage of net assets. Credit spread duration is the sensitivity of a bond's price given changes in yield spreads. Based on option-adjusted credit spread duration relative to net assets. Interest rate based on option-adjusted interest-rate duration relative to net assets.

Management



Kyle Lee, CFA

Managing Director, Co-Head of Emerging Markets
Joined Eaton Vance 2007

Biography

Kyle is the Co-Head of Emerging Markets and portfolio manager on the Emerging Markets team. He is responsible for co-leading the team of investment professionals based in Boston, Washington, D.C., London, and Singapore, as well as for buy and sell decisions, portfolio construction, and risk management for assets in emerging and frontier markets.

He began his career in the investment management industry with Eaton Vance in 2007. Morgan Stanley acquired Eaton Vance in March 2021.

Kyle earned a B.A. from Wesleyan University and is a CFA charterholder.

Education

- B.A. Wesleyan University

Experience

- Managed Fund since 2021

Other funds managed

- [Global Macro Absolute Return Advantage Fund](#)
 - [Global Sovereign Opportunities Fund](#)
-



Patrick Campbell, CFA

Executive Director, Portfolio Manager
Joined Eaton Vance 2008

Biography

Patrick Campbell is a portfolio manager on the Emerging Markets team. He is responsible for buy and sell decisions, portfolio construction and risk management for the team's emerging markets strategies. He is also responsible for the analysis of macroeconomics, politics and financial markets of Latin America and the management of regional investments in various emerging markets portfolios. He began his career in the investment management industry with Eaton Vance in 2008. Morgan Stanley acquired Eaton Vance in March 2021.

Patrick earned a B.A. from Boston College. He is a member of the CFA Society Boston and is a CFA charterholder.

Education

- B.A. Boston College

Experience

- Managed Fund since 2021

Other funds managed

- [Emerging Markets Local Income Fund](#)
 - [Global Macro Absolute Return Advantage Fund](#)
 - [Global Sovereign Opportunities Fund](#)
-



Federico Sequeda, CFA

Executive Director, Portfolio Manager
Joined Eaton Vance 2010

Biography

Federico Sequeda is a portfolio manager on the Emerging Markets team. He is responsible for buy and sell decisions, portfolio construction and risk management for the team's emerging markets strategies. He joined Eaton Vance in 2010. Morgan Stanley acquired Eaton Vance in March 2021.

Federico began his career in the investment management industry in 2009. Before joining Eaton Vance, he was an investment associate with Bridgewater Associates, LP.

Federico earned a B.A., magna cum laude, from Dartmouth College. He is a CFA charterholder.

Education

- B.A. Dartmouth College

Experience

- Managed Fund since 2021

Other funds managed

- [Emerging and Frontier Countries Equity Fund](#)
- [Global Macro Absolute Return Advantage Fund](#)



Hussein Khattab, CFA

Executive Director, Portfolio Manager
Joined Eaton Vance 2013

Biography

Hussein Khattab is a portfolio manager on the Emerging Markets team. He is responsible for buy and sell decisions, portfolio construction and risk management for the team's emerging markets strategies. He is focused on the analysis of macroeconomics, politics and financial markets of Central and Eastern Europe, the Middle East and Africa, and the management of regional investments in various emerging markets portfolios. He began his career in the investment management industry with Eaton Vance in 2013. Morgan Stanley acquired Eaton Vance in March 2021.

Hussein earned a BEngineering from the American University of Beirut and an M.S. in mathematical finance from Boston University. He is a CFA charterholder.

Education

- American University of Beirut
- Boston University

Experience

- Managed Fund since 2022

Other funds managed

- [Global Macro Absolute Return Advantage Fund](#)

Literature

Literature



Fact Sheet

[Download](#) - Last updated: Mar 31, 2024



Commentary

[Download](#) - Last updated: Mar 31, 2024



Attribution

[Download](#) - Last updated: Mar 31, 2024



Monthly Update

[Download](#) - Last updated: Feb 29, 2024



Annual Report

[Download](#) - Last updated: Oct 31, 2023



Full Prospectus

[Download](#) - Last updated: Mar 1, 2024



Global Macro Absolute Return Holdings

[Download](#) - Last updated: Feb 29, 2024



Q1 Holdings

[Download](#) - Last updated: Jan 31, 2024



Q3 Holdings

[Download](#) - Last updated: Jul 31, 2023



Holdings - Form N-PORT

[Download](#)



SAI

[Download](#) - Last updated: Mar 1, 2024



Semi-Annual Report

[Download](#) - Last updated: Apr 30, 2023



Summary Prospectus

[Download](#) - Last updated: Mar 1, 2024



HEADQUARTERS

One Post Office Square
Boston, MA 02110

Investments

[Eaton Vance Funds](#)

[Parametric Funds](#)

[Calvert Funds](#)

[Separately Managed Accounts](#)

[Closed-End Funds and Term Trusts](#)

Insights

[Advisory Blog](#)

[The BEAT](#)

[Market Update Events](#)

[The Advisor Institute](#)

Taxes & Tools

[Investment Tax Center](#)

[Tax Information](#)

[Investment Tax Calculator](#)

[Laddered Investing Interest Rate](#)

[Scenario Tool](#)

Resources

[Forms & E-Delivery](#)

[Mutual Funds & Abandoned
Property](#)

[DST Vision](#)

[Active Advisor](#)

To report a website vulnerability, please go to [Responsible Disclosure](#).

Eaton Vance is part of Morgan Stanley Investment Management, the asset management division of Morgan Stanley.

For USA PATRIOT Act Disclosure Notice please click [here](#).

 This image indicates content designed specifically for Financial Advisors / Investment Professionals. This material is not to be used with the public.

Before investing in any Eaton Vance, Calvert or Morgan Stanley Investment Management Inc.-advised fund, prospective investors should consider carefully the investment objective(s), risks, and charges and expenses. Read the prospectus carefully before you invest or send money. For **open-end mutual funds**, the current prospectus contains this and other information. To obtain an **open-end mutual fund** prospectus or summary prospectus and the most recent annual and semiannual shareholder reports, contact your financial advisor or [download a copy here](#). For **closed-end funds**, you should contact your financial advisor. To obtain the most recent annual and semi-annual shareholder report for a closed-end fund contact your financial advisor or [download a copy here](#). To obtain an **exchange-traded fund**, ("ETF") prospectus or summary prospectus, contact your financial advisor or [download a copy here](#).

Before purchasing any **variable product**, consider the objectives, risks, charges, and expenses associated with the underlying investment option(s) and those of the product itself. For a prospectus containing this and other information, contact your investment or insurance professional. Read the prospectus carefully before investing.

NOT FDIC INSURED | OFFER NO BANK GUARANTEE | MAY LOSE VALUE | NOT INSURED BY ANY FEDERAL GOVERNMENT AGENCY | NOT A DEPOSIT

Eaton Vance does not provide tax or legal advice. Prospective investors should consult with a tax or legal advisor before making any investment decision. The information on this Web page is for U.S. residents only and does not constitute an offer to sell, or a solicitation of an offer to purchase, securities in any jurisdiction to any person to whom it is not lawful to make such an offer.

© Eaton Vance Management. All rights reserved.

Eaton Vance open-end mutual funds are offered through Eaton Vance Distributors, Inc. One Post Office Square, Boston, MA 02110. Member [FINRA](#) / [SIPC](#). Exchange-traded funds are distributed by Foreside Fund Services, LLC.

Publication details: Saturday, May 04, 2024 12:42 AM

Page ID: ERGMX - <https://www.eatonvance.com/global-macro-absolute-return-fund-ergmx.php>