



Tax-Managed Diversified Equity Income Fund

ETY

Symbol

\$13.30 ▼\$-0.18

NAV as of Apr 19, 2024

\$12.84 ▼\$-0.02

MKT as of Apr 19, 2024

-3.46%Premium/Discount
as of Apr 19, 2024**Fact Sheet**

Dec 31, 2023

**Commentary**

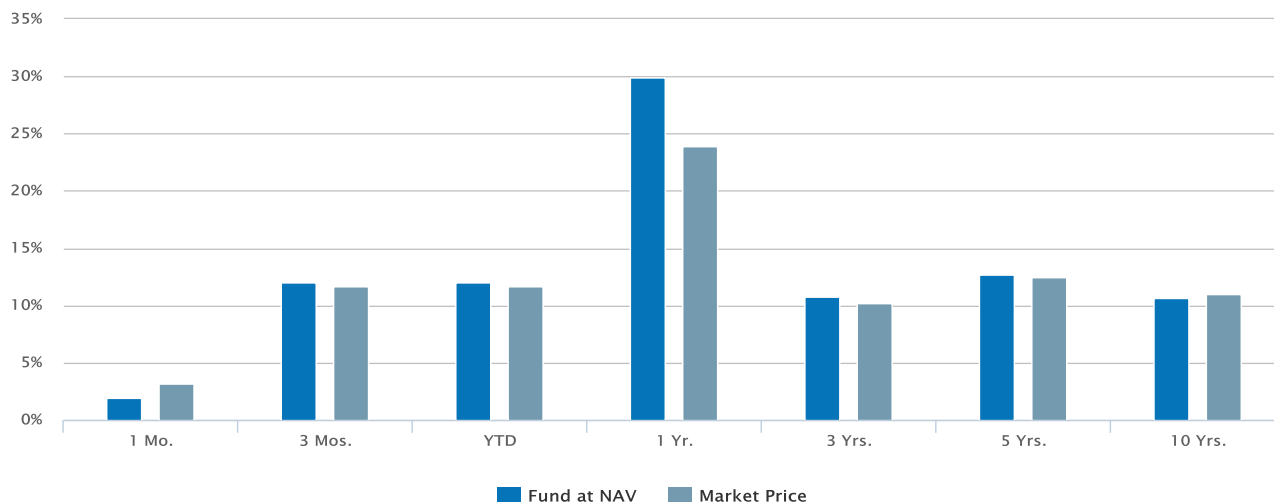
Dec 31, 2023

**Investment Tax Calculator**

Overview

Historical Returns (%)

as of Mar 31, 2024

03/31/2024

Fund at NAV	1.92	12.02	12.02	29.95	10.81	12.63	10.61
Market Price	3.15	11.64	11.64	23.91	10.23	12.49	11.04

Past performance is no guarantee of future results. Investment return and principal value will fluctuate so that shares, when sold, may be worth more or less than their original cost. Performance is for the stated time period only; due to market volatility, the Fund's current performance may be lower or higher than quoted. The Fund's performance at market price will differ from its results at NAV. Returns are historical and are calculated by determining the percentage change in net asset value or market price (as applicable) with all distributions reinvested and includes management fees and other expenses. Until the reinvestment of Fund distributions is completed, returns are calculated using the lower of the net asset value or market price of the shares on the distribution ex date. Once the reinvestment is complete, returns are calculated using the average reinvestment price. Performance less than or equal to one year is cumulative.

The Fund has adopted a policy to pay common shareholders a stable monthly distribution, and may pay distributions consisting of amounts characterized for federal income tax purposes as qualified and non-qualified ordinary dividends, capital gains distributions and nondividend distributions, also known as return of capital. There is no assurance that the Fund will always be able to pay distributions of a particular size. [Click here for more information.](#)

Distribution Rates^{1,2}

as of Apr 19, 2024

Distribution Rate at NAV	7.26%
Distribution Rate at Market Price	7.51%

Fund Facts

as of Mar 31, 2024

Performance Inception	11/30/2006
Investment Objective	Current income and gains
Total Net Assets	\$2.2B
CUSIP	27828N102

Expense Ratios (%)

as of Annual Report dated 10/31/2023

Management Fees	1.00
Other Expenses	0.07
Total Expenses	1.07

Portfolio Management

[Charles Gaffney](#)

[Managed Fund since 2023](#)

[Douglas R. Rogers, CFA, CMT](#)

[Managed Fund since 2023](#)

The information contained herein is provided for informational purposes only and does not constitute a solicitation of an offer to buy or sell Fund shares. Common shares of the Fund are only available for purchase and sale at current market price on a stock exchange. There is no assurance that the Fund will achieve its investment objective. The Fund is subject to numerous risks, including investment risks. Shares of closed-end funds often trade at a discount from their net asset value. The Fund is not a complete investment program and you may lose money investing in the Fund. An investment in the Fund may not be appropriate for all investors. Investors should review and consider carefully the Fund's investment objective, risks, charges and expenses.

The premium/discount is calculated as [(market price/NAV)-1].

Links to Morningstar Fact Sheet and CEF Connect: By clicking on the link from this page to the Morningstar fact sheet or CEF Connect, you will leave the Eaton Vance website. Eaton Vance is not responsible for the content of any such third-party website. See "Terms and Conditions" below.

Eaton Vance Distributors, Inc., Member FINRA/SIPC, is an affiliate of Eaton Vance Management.

RISK CONSIDERATIONS

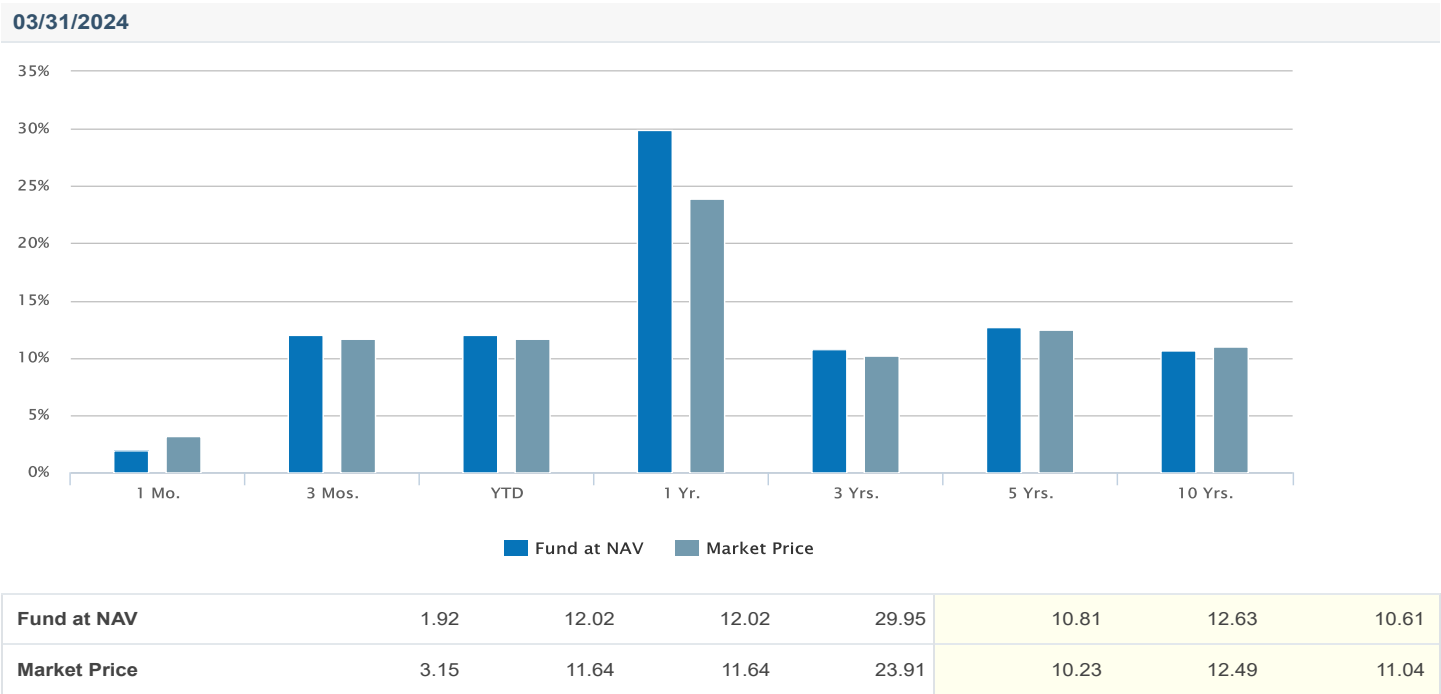
The value of investments held by the Fund may increase or decrease in response to economic, and financial events (whether real, expected or perceived) in the U.S. and global markets. The value of equity securities is sensitive to stock market volatility. A decision as to whether, when and how to use options involves the exercise of skill and judgment, and even a well-conceived and well-executed options program may be adversely affected by market behavior or unexpected events. The exercise of index call options sold by the Fund may require the Fund to sell portfolio securities to generate cash at inopportune times or for unattractive prices. In addition, the trading price of options may be adversely affected if the market for such options becomes less liquid or smaller. Investments in foreign instruments or currencies can involve greater risk and volatility than U.S. investments because of adverse market, economic, political, regulatory, geopolitical or other conditions. Market conditions may limit the ability to generate tax losses or to generate dividend income taxed at favorable tax rates. The Fund's ability to utilize various tax-managed techniques may be curtailed or eliminated in the future by tax legislation or regulation. The Fund's exposure to derivatives involves risks different from, or possibly greater than, the risks associated with investing directly in securities and other investments. Derivatives instruments can be highly volatile, result in leverage (which can increase both the risk and return potential of the Fund), and involve risks in addition to the risks of the underlying instrument on which the derivative is based, such as counterparty, correlation and liquidity risk. If a counterparty is unable to honor its commitments, the value of Fund shares may decline and/or the Fund could experience delays in the return of collateral or other assets held by the counterparty. The impact of the coronavirus on global markets could last for an extended period and could adversely affect the Fund's performance. The Fund may engage in other investment practices that may involve additional risks.

1. Distribution Rate at NAV and Market Price is calculated by dividing the last distribution paid per share (annualized) by NAV or market price, respectively. A Fund's distributions in any period may be more or less than the net return earned by the Fund on its investments, and therefore should not be used as a measure of performance or confused with "yield" or "income."

2. The Fund has adopted a policy to pay common shareholders a stable monthly distribution, and may pay distributions consisting of amounts characterized for federal income tax purposes as qualified and non-qualified ordinary dividends, capital gains distributions and non-dividend distributions, also known as return of capital.

Historical Returns (%)

as of Mar 31, 2024



Past performance is no guarantee of future results. Investment return and principal value will fluctuate so that shares, when sold, may be worth more or less than their original cost. Performance is for the stated time period only; due to market volatility, the Fund's current performance may be lower or higher than quoted. The Fund's performance at market price will differ from its results at NAV. Returns are historical and are calculated by determining the percentage change in net asset value or market price (as applicable) with all distributions reinvested and includes management fees and other expenses. Until the reinvestment of Fund distributions is completed, returns are calculated using the lower of the net asset value or market price of the shares on the distribution ex date. Once the reinvestment is complete, returns are calculated using the average reinvestment price. Performance less than or equal to one year is cumulative.

The Fund has adopted a policy to pay common shareholders a stable monthly distribution, and may pay distributions consisting of amounts characterized for federal income tax purposes as qualified and non-qualified ordinary dividends, capital gains distributions and nondividend distributions, also known as return of capital. There is no assurance that the Fund will always be able to pay distributions of a particular size. [Click here for more information.](#)

Calendar Year Returns (%)

	2014	2015	2016	2017	2018	2019	2020	2021	2022	2023
Fund at NAV	9.85	5.60	5.81	18.28	-4.66	24.48	12.80	23.39	-16.03	23.77
Market Price	11.73	9.63	1.72	28.60	-8.95	33.76	7.15	32.72	-21.05	21.79

Fund Facts

Performance Inception	11/30/2006
-----------------------	------------

Distribution Rates^{1,2}

as of Apr 19, 2024

Distribution Rate at NAV	7.26%
Distribution Rate at Market Price	7.51%

Distribution History^{3,4}

Ex-Date	Distribution	Reinvest Price
---------	--------------	----------------

Mar 20, 2024	\$0.08050
Feb 21, 2024	\$0.08050
Jan 22, 2024	\$0.08050
Dec 21, 2023	\$0.08050
Nov 21, 2023	\$0.08050
Oct 20, 2023	\$0.08050
Sep 21, 2023	\$0.08050
Aug 21, 2023	\$0.08050
Jul 21, 2023	\$0.08050
Jun 21, 2023	\$0.08050

[View All](#)

No records in this table indicates that there has not been a distribution greater than .0001 within the past 3 years.

Tax Character of Distributions

Ordinary Dividends

	Non-Qualified	Qualified	Total	Capital Gain Distributions	Nondividend Distributions	Total Distributions
Distributions (\$)						
2023	\$0.00	\$0.11	\$0.11	\$0.86	\$0.00	\$0.97
2022	\$0.00	\$0.03	\$0.03	\$0.97	\$0.09	\$1.09
2021	\$0.00	\$0.07	\$0.07	\$0.44	\$0.54	\$1.05
2020	\$0.00	\$0.09	\$0.09	\$0.00	\$0.92	\$1.01
2019	\$0.00	\$0.10	\$0.10	\$0.55	\$0.36	\$1.01
2018	\$0.00	\$0.08	\$0.08	\$0.49	\$0.44	\$1.01
2017	\$0.00	\$0.10	\$0.10	\$0.28	\$0.63	\$1.01
2016	\$0.00	\$0.10	\$0.10	\$0.07	\$0.84	\$1.01
2015	\$0.00	\$0.21	\$0.21	\$0.80	\$0.00	\$1.01
2014	\$0.00	\$0.33	\$0.33	\$0.00	\$0.68	\$1.01
2013	\$0.00	\$0.31	\$0.31	\$0.70	\$0.00	\$1.01
2012	\$0.00	\$0.10	\$0.10	\$0.00	\$0.95	\$1.05
2011	\$0.00	\$0.01	\$0.01	\$0.00	\$1.15	\$1.16
2010	\$0.00	\$0.09	\$0.09	\$0.00	\$1.53	\$1.62
2009	\$0.00	\$0.19	\$0.19	\$0.00	\$1.66	\$1.85
2008	\$0.00	\$0.25	\$0.25	\$0.00	\$1.60	\$1.85
2007	\$0.14	\$1.61	\$1.75	\$0.00	\$0.10	\$1.85
Distributions (%)						
2023	0.00%	11.79%	11.79%	88.21%	0.00%	100.00%
2022	0.00%	3.05%	3.05%	89.04%	7.91%	100.00%
2021	0.00%	7.04%	7.04%	42.06%	50.90%	100.00%
2020	0.00%	9.30%	9.30%	0.00%	90.70%	100.00%

Ordinary Dividends

	Non-Qualified	Qualified	Total	Capital Gain Distributions	Nondividend Distributions	Total Distributions
2019	0.00%	9.94%	9.94%	54.14%	35.92%	100.00%
2018	0.00%	8.08%	8.08%	47.98%	43.94%	100.00%
2017	0.00%	9.46%	9.46%	28.16%	62.38%	100.00%
2016	0.00%	9.43%	9.43%	7.00%	83.57%	100.00%
2015	0.00%	20.93%	20.93%	79.07%	0.00%	100.00%
2014	0.00%	32.31%	32.31%	0.00%	67.69%	100.00%
2013	0.00%	30.88%	30.88%	69.12%	0.00%	100.00%
2012	0.00%	9.35%	9.35%	0.00%	90.65%	100.00%
2011	0.00%	0.96%	0.96%	0.00%	99.04%	100.00%
2010	0.00%	5.29%	5.29%	0.00%	94.71%	100.00%
2009	0.00%	10.16%	10.16%	0.00%	89.84%	100.00%
2008	0.00%	13.36%	13.36%	0.00%	86.64%	100.00%
2007	7.47%	87.28%	94.75%	0.00%	5.25%	100.00%

The information contained herein is provided for informational purposes only and does not constitute a solicitation of an offer to buy or sell Fund shares. Common shares of the Fund are only available for purchase and sale at current market price on a stock exchange. There is no assurance that the Fund will achieve its investment objective. The Fund is subject to numerous risks, including investment risks. Shares of closed-end funds often trade at a discount from their net asset value. The Fund is not a complete investment program and you may lose money investing in the Fund. An investment in the Fund may not be appropriate for all investors. Investors should review and consider carefully the Fund's investment objective, risks, charges and expenses.

The premium/discount is calculated as [(market price/NAV)-1].

Links to Morningstar Fact Sheet and CEF Connect: By clicking on the link from this page to the Morningstar fact sheet or CEF Connect, you will leave the Eaton Vance website. Eaton Vance is not responsible for the content of any such third-party website. See "Terms and Conditions" below.

Eaton Vance Distributors, Inc., Member FINRA/SIPC, is an affiliate of Eaton Vance Management.

RISK CONSIDERATIONS

The value of investments held by the Fund may increase or decrease in response to economic, and financial events (whether real, expected or perceived) in the U.S. and global markets. The value of equity securities is sensitive to stock market volatility. A decision as to whether, when and how to use options involves the exercise of skill and judgment, and even a well-conceived and well-executed options program may be adversely affected by market behavior or unexpected events. The exercise of index call options sold by the Fund may require the Fund to sell portfolio securities to generate cash at inopportune times or for unattractive prices. In addition, the trading price of options may be adversely affected if the market for such options becomes less liquid or smaller. Investments in foreign instruments or currencies can involve greater risk and volatility than U.S. investments because of adverse market, economic, political, regulatory, geopolitical or other conditions. Market conditions may limit the ability to generate tax losses or to generate dividend income taxed at favorable tax rates. The Fund's ability to utilize various tax-managed techniques may be curtailed or eliminated in the future by tax legislation or regulation. The Fund's exposure to derivatives involves risks different from, or possibly greater than, the risks associated with investing directly in securities and other investments. Derivatives instruments can be highly volatile, result in leverage (which can increase both the risk and return potential of the Fund), and involve risks in addition to the risks of the underlying instrument on which the derivative is based, such as counterparty, correlation and liquidity risk. If a counterparty is unable to honor its commitments, the value of Fund shares may decline and/or the Fund could experience delays in the return of collateral or other assets held by the counterparty. The impact of the coronavirus on global markets could last for an extended period and could adversely affect the Fund's performance. The Fund may engage in other investment practices that may involve additional risks.

1. Distribution Rate at NAV and Market Price is calculated by dividing the last distribution paid per share (annualized) by NAV or market price, respectively. A Fund's distributions in any period may be more or less than the net return earned by the Fund on its investments, and therefore should not be used as a measure of performance or confused with "yield" or "income."

2. The Fund has adopted a policy to pay common shareholders a stable monthly distribution, and may pay distributions consisting of amounts characterized for federal income tax purposes as qualified and non-qualified ordinary dividends, capital gains distributions and non-dividend distributions, also known as return of capital.
3. See “Tax Character of Distributions”. For information about any distributions in the current year estimated to include non-dividend distributions or capital gains, please refer to [Eaton Vance Closed-End Fund Distribution Notices \(19a\)](#).
4. The Fund has adopted a policy to pay common shareholders a stable monthly distribution. In an effort to maintain a stable distribution amount, the Fund may pay distributions consisting of amounts characterized for federal income tax purposes as qualified and non-qualified ordinary dividends, capital gains distributions and nondividend distributions, also known as return of capital. A nondividend or return of capital distribution may include, for example, a return of some or all of the money that an investor invested in Fund shares, which can cause the Fund's NAV to erode. There is no assurance that the Fund will always be able to pay distributions of a particular size.

Portfolio

Fund Holdings (%)^{5,6}

as of Feb 29, 2024

Holding	% of Net Assets
Microsoft Corp	8.99%
Apple Inc	6.30%
NVIDIA Corp	5.41%
Amazon.com Inc	5.26%
Meta Platforms Inc	4.15%
Alphabet Inc - CL C	3.50%
AbbVie Inc	2.81%
Eli Lilly & Co	2.62%
Walmart Inc	2.39%
TransUnion	2.11%

[View All](#)

The information contained herein is provided for informational purposes only and does not constitute a solicitation of an offer to buy or sell Fund shares. Common shares of the Fund are only available for purchase and sale at current market price on a stock exchange. There is no assurance that the Fund will achieve its investment objective. The Fund is subject to numerous risks, including investment risks. Shares of closed-end funds often trade at a discount from their net asset value. The Fund is not a complete investment program and you may lose money investing in the Fund. An investment in the Fund may not be appropriate for all investors. Investors should review and consider carefully the Fund's investment objective, risks, charges and expenses.

The premium/discount is calculated as [(market price/NAV)-1].

Links to Morningstar Fact Sheet and CEF Connect: By clicking on the link from this page to the Morningstar fact sheet or CEF Connect, you will leave the Eaton Vance website. Eaton Vance is not responsible for the content of any such third-party website. See “Terms and Conditions” below.

RISK CONSIDERATIONS

The value of investments held by the Fund may increase or decrease in response to economic, and financial events (whether real, expected or perceived) in the U.S. and global markets. The value of equity securities is sensitive to stock market volatility. A decision as to whether, when and how to use options involves the exercise of skill and judgment, and even a well-conceived and well-executed options program may be adversely affected by market behavior or unexpected events. The exercise of index call options sold by the Fund may require the Fund to sell portfolio securities to generate cash at inopportune times or for unattractive prices. In addition, the trading price of options may be adversely affected if the market for such options becomes less liquid or smaller. Investments in foreign instruments or currencies can involve greater risk and volatility than U.S. investments because of adverse market, economic, political, regulatory, geopolitical or other conditions. Market conditions may limit the ability to generate tax losses or to generate dividend income taxed at favorable tax rates. The Fund's ability to utilize various tax-managed techniques may be curtailed or eliminated in the future by tax legislation or regulation. The Fund's exposure to derivatives involves risks different from, or possibly greater than, the risks associated with investing directly in securities and other investments. Derivatives instruments can be highly volatile, result in leverage (which can increase

both the risk and return potential of the Fund) , and involve risks in addition to the risks of the underlying instrument on which the derivative is based, such as counterparty, correlation and liquidity risk. If a counterparty is unable to honor its commitments, the value of Fund shares may decline and/or the Fund could experience delays in the return of collateral or other assets held by the counterparty. The impact of the coronavirus on global markets could last for an extended period and could adversely affect the Fund's performance. The Fund may engage in other investment practices that may involve additional risks.

Eaton Vance Distributors, Inc., Member FINRA/SIPC, is an affiliate of Eaton Vance Management.

- 5. Percent of total net assets.
- 6. The following list reflects unaudited securities holdings. Holdings information may differ if presented as of trade date. Due to rounding, holdings of less than 0.005% may show as 0.00%. Portfolio information subject to change due to active management.

Management



Charles Gaffney
Managing Director, Portfolio Manager

Biography

Charlie is a managing director of Morgan Stanley and a portfolio manager on the Eaton Vance Core/Growth team. He is responsible for buy and sell decisions, portfolio construction and risk management for a number of Eaton Vance U.S. core equity strategies. He is a member of the Eaton Vance Equity Strategy Committee. He is also a vice president and portfolio manager for Calvert Research and Management. He joined Eaton Vance in 2003. Morgan Stanley acquired Eaton Vance in March 2021.

Charlie began his career in the investment management industry in 1996. Before joining Eaton Vance, he was a sector portfolio manager with Brown Brothers Harriman and a senior equity analyst with Morgan Stanley Dean Witter.

Charlie earned a B.A. from Bowdoin College and an MBA from Fordham University.

Education

- B.A. Bowdoin College
- M.B.A. Graduate School of Business, Fordham University

Experience

- Managed Fund since 2023

Other funds managed

- [Enhanced Equity Income Fund](#)
 - [Risk-Managed Diversified Equity Income Fund](#)
 - [Tax-Managed Buy-Write Income Fund](#)
 - [Tax-Managed Buy-Write Opportunities Fund](#)
 - [Tax-Managed Global Buy-Write Opportunities Fund](#)
-



Douglas R. Rogers, CFA, CMT
Executive Director, Portfolio Manager
Joined Eaton Vance 2001

Biography

Doug is an executive director of Morgan Stanley and a portfolio manager on the Eaton Vance Core/Growth team. He is responsible for buy and sell decisions, portfolio construction and risk management for Eaton Vance growth equity strategies. In addition, he covers the information technology and communication services sectors. He joined Eaton Vance in 2001. Morgan Stanley acquired Eaton Vance in March 2021.

Doug served as a nuclear submarine officer in the United States Navy prior to beginning his career in the investment management industry in 1999. Before joining Eaton Vance, he was a research analyst with Endeca Technologies Inc.

Doug earned a B.S. from the United States Naval Academy and an MBA from Harvard Business School. He holds the Chartered Market Technician (CMT®) designation and is a CFA charterholder.

Education

- B.S. United States Naval Academy
- M.B.A. Harvard University

Experience

- Managed Fund since 2023

Other funds managed

- [Enhanced Equity Income Fund](#)
 - [Enhanced Equity Income Fund II](#)
 - [Risk-Managed Diversified Equity Income Fund](#)
 - [Tax-Managed Buy-Write Income Fund](#)
 - [Tax-Managed Buy-Write Opportunities Fund](#)
 - [Tax-Managed Global Buy-Write Opportunities Fund](#)
-

Literature



Fact Sheet

[Download](#) - Last updated: Dec 31, 2023



Commentary

[Download](#) - Last updated: Dec 31, 2023



Report of Organizational Actions Affecting Basis of Securities

[Download](#) - Last updated: Jan 21, 2021



Report of Organizational Actions Affecting Basis of Securities

[Download](#) - Last updated: Jan 15, 2020



Annual Report

[Download](#) - Last updated: Oct 31, 2023



Equity Option Closed-End Fund Guide

[Download](#) - Last updated: Dec 31, 2023



Full Prospectus

[Download](#) - Last updated: Feb 18, 2022



Q1 Holdings

[Download](#) - Last updated: Jan 31, 2024



Q3 Holdings

[Download](#) - Last updated: Jul 31, 2023



Holdings - Form N-PORT

[Download](#)



Return of Capital Distributions Demystified

[Download](#) - Last updated: Mar 7, 2024



Eaton Vance Announces Updated Results of Closed-End Fund Share Repurchase Programs

[Download](#) - Last updated: Jan 9, 2014



Distribution Dates and Amounts Announced for Eaton Vance Closed-End Funds

[Download](#) - Last updated: Apr 1, 2024



Eaton Vance Closed-End Funds Release Estimated Sources Of Distributions

[Download](#) - Last updated: Mar 28, 2024



Distribution Dates and Amounts Announced for Eaton Vance Closed-End Funds

[Download](#) - Last updated: Mar 1, 2024



Eaton Vance Closed-End Funds Release Estimated Sources Of Distributions

[Download](#) - Last updated: Feb 29, 2024



Distribution Dates and Amounts Announced for Eaton Vance Closed-End Funds

[Download](#) - Last updated: Feb 1, 2024



Eaton Vance Closed-End Funds Release Estimated Sources Of Distributions

 [Download](#) - Last updated: Jan 31, 2024

 **Distribution Dates and Amounts Announced for Eaton Vance Closed-End Funds**
[Download](#) - Last updated: Jan 2, 2024

 **Eaton Vance Closed-End Funds Release Estimated Sources Of Distributions**
[Download](#) - Last updated: Dec 29, 2023

 **Distribution Dates and Amounts Announced for Eaton Vance Closed-End Funds**
[Download](#) - Last updated: Dec 1, 2023

 **Eaton Vance Closed-End Funds Release Estimated Sources Of Distributions**
[Download](#) - Last updated: Nov 30, 2023

 **Distribution Dates and Amounts Announced for Eaton Vance Closed-End Funds**
[Download](#) - Last updated: Nov 1, 2023


 **Eaton Vance Closed-End Funds Release Estimated Sources Of Distributions**
[Download](#) - Last updated: Oct 31, 2023

 **Distribution Dates and Amounts Announced for Eaton Vance Closed-End Funds**
[Download](#) - Last updated: Oct 2, 2023

 **Eaton Vance Closed-End Funds Release Estimated Sources Of Distributions**
[Download](#) - Last updated: Sep 29, 2023

 **Distribution Dates and Amounts Announced for Eaton Vance Closed-End Funds**
[Download](#) - Last updated: Sep 1, 2023

 **Eaton Vance Closed-End Funds Release Estimated Sources Of Distributions**
[Download](#) - Last updated: Aug 31, 2023

 **Distribution Dates and Amounts Announced for Eaton Vance Closed-End Funds**
[Download](#) - Last updated: Aug 1, 2023

 **Eaton Vance Closed-End Funds Release Estimated Sources Of Distributions**
[Download](#) - Last updated: Jul 31, 2023

 **Distribution Dates and Amounts Announced for Eaton Vance Closed-End Funds**
[Download](#) - Last updated: Jul 3, 2023

 **Eaton Vance Closed-End Funds Release Estimated Sources Of Distributions**
[Download](#) - Last updated: Jun 30, 2023

 **Distribution Dates and Amounts Announced for Eaton Vance Closed-End Funds**
[Download](#) - Last updated: Jun 1, 2023

 **Eaton Vance Closed-End Funds Release Estimated Sources Of Distributions**
[Download](#) - Last updated: May 31, 2023

 **Distribution Dates and Amounts Announced for Eaton Vance Closed-End Funds**
[Download](#) - Last updated: May 1, 2023

 **Eaton Vance Closed-End Funds Release Estimated Sources Of Distributions**

[Download](#) - Last updated: Apr 28, 2023



Distribution Dates and Amounts Announced for Eaton Vance Closed-End Funds

[Download](#) - Last updated: Apr 3, 2023



Eaton Vance Closed-End Funds Release Estimated Sources Of Distributions

[Download](#) - Last updated: Mar 31, 2023



Distribution Dates and Amounts Announced for Eaton Vance Closed-End Funds

[Download](#) - Last updated: Mar 1, 2023



Eaton Vance Closed-End Funds Release Estimated Sources Of Distributions

[Download](#) - Last updated: Feb 28, 2023



Eaton Vance Closed-End Funds Release Estimated Sources of Distribution

[Download](#) - Last updated: Jan 31, 2023



Distribution Dates and Amounts Announced for Eaton Vance Closed-End Funds

[Download](#) - Last updated: Jan 3, 2023



Eaton Vance Closed-End Funds Release Estimated Sources of Distribution

[Download](#) - Last updated: Dec 30, 2022



Distribution Dates and Amounts Announced for Eaton Vance Closed-End Funds

[Download](#) - Last updated: Dec 1, 2022



Eaton Vance Closed-End Funds Release Estimated Sources of Distribution

[Download](#) - Last updated: Nov 30, 2022



Distribution Dates and Amounts Announced for Eaton Vance Closed-End Funds

[Download](#) - Last updated: Nov 1, 2022



Eaton Vance Closed-End Funds Release Estimated Sources of Distribution

[Download](#) - Last updated: Oct 31, 2022



Distribution Dates and Amounts Announced for Eaton Vance Closed-End Funds

[Download](#) - Last updated: Oct 3, 2022



Eaton Vance Closed-End Funds Release Estimated Sources of Distribution

[Download](#) - Last updated: Sep 30, 2022



Distribution Dates and Amounts Announced for Eaton Vance Closed-End Funds

[Download](#) - Last updated: Sep 1, 2022



Eaton Vance Closed-End Funds Release Estimated Sources of Distribution

[Download](#) - Last updated: Aug 31, 2022



Distribution Dates and Amounts Announced for Eaton Vance Closed-End Funds

[Download](#) - Last updated: Aug 1, 2022



Eaton Vance Closed-End Funds Release Estimated Sources of Distribution

[Download](#) - Last updated: Jul 29, 2022



Distribution Dates and Amounts Announced for Eaton Vance Closed-End Funds

[Download](#) - Last updated: Jul 1, 2022



Eaton Vance Closed-End Funds Release Estimated Sources of Distribution

[Download](#) - Last updated: Jun 30, 2022



Distribution Dates and Amounts Announced for Eaton Vance Closed-End Funds

[Download](#) - Last updated: Jun 1, 2022



Eaton Vance Closed-End Funds Release Estimated Sources of Distribution

[Download](#) - Last updated: May 31, 2022



Distribution Dates and Amounts Announced for Eaton Vance Closed-End Funds

[Download](#) - Last updated: May 2, 2022



Eaton Vance Closed-End Funds Release Estimated Sources Of Distributions

[Download](#) - Last updated: Apr 29, 2022



Certain Eaton Vance Closed-End Funds Announce Telephonic Annual Meeting of Shareholders On August 12, 2021

[Download](#) - Last updated: Aug 2, 2021



Results of Joint Special Shareholder Meeting of Certain Eaton Vance Closed-End Funds

[Download](#) - Last updated: Jan 25, 2021



Corrected Results of Joint Special Shareholder Meeting of Certain Eaton Vance Closed-End Funds

[Download](#) - Last updated: Jan 12, 2021



Certain Eaton Vance Closed-End Funds Joint Special Meeting of Shareholders on January 7, 2021 Will Be a Virtual Meeting

[Download](#) - Last updated: Dec 23, 2020



Eaton Vance Closed-End Funds Announce Board Approval of New Investment Advisory and Sub-Advisory Agreements

[Download](#) - Last updated: Nov 10, 2020



Eaton Vance Closed-End Funds Announce Record and Meeting Dates For Joint Special Meeting of Shareholders

[Download](#) - Last updated: Oct 29, 2020



Certain Eaton Vance Closed-End Funds Announce Telephonic Annual Meeting of Shareholders on August 13, 2020

[Download](#) - Last updated: Jul 27, 2020



Distribution Dates and Amounts Announced for Eaton Vance Closed-End Funds and Portfolio Managers of Eaton Have High Income 2021 Target Term Trust (NYSE: EHT)

[Download](#) - Last updated: Jan 2, 2020



Eaton Vance Management Adds Portfolio Manager to Certain Closed-end Funds

[Download](#) - Last updated: Nov 15, 2019



Eaton Vance Closed-End Funds Release Estimated Sources of Distribution

[Download](#) - Last updated: May 31, 2017



Distribution Dates and Amounts Announced for Eaton Vance Closed-End Funds

[Download](#) - Last updated: May 1, 2017



Eaton Vance Closed-End Funds Release Estimated Sources of Distributions

[Download](#) - Last updated: Apr 28, 2017



Distribution Dates and Amounts Announced for Eaton Vance Closed-End Funds

[Download](#) - Last updated: Apr 3, 2017



Eaton Vance Tax-Managed Equity Funds Announce Changes in Investment Policies

[Download](#) - Last updated: Oct 28, 2015



Eaton Vance Updates Results of Equity Option CEF Share Repurchase Program

[Download](#) - Last updated: Oct 4, 2013



Eaton Vance Announces Updated Results of Equity Option Closed-End Fund Share Repurchase Program

[Download](#) - Last updated: Sep 19, 2013



Eaton Vance Announces Results of Equity Option Closed-End Fund Share Repurchase Program

[Download](#) - Last updated: May 1, 2013



Eaton Vance Announces Results of Equity Option Closed-End Fund Share Repurchase Program

[Download](#) - Last updated: Mar 8, 2013



Eaton Vance Equity Option CEFs Adopt Share Repurchase Program

[Download](#) - Last updated: Aug 8, 2012



SAI

[Download](#) - Last updated: Feb 18, 2022



Section 16 Filings - www.sec.gov

[Download](#) - Last updated: Jun 30, 2011



Semi-Annual Report

[Download](#) - Last updated: Apr 30, 2023



Investments	Insights	Taxes & Tools	Resources
Eaton Vance Funds	Advisory Blog	Investment Tax Center	Forms & E-Delivery
Parametric Funds	The BEAT	Tax Information	Mutual Funds & Abandoned Property
Calvert Funds	Market Update Events 	Investment Tax Calculator	DST Vision
Separately Managed Accounts	The Advisor Institute	Laddered Investing Interest Rate Scenario Tool	Active Advisor
Closed-End Funds and Term Trusts		Concentrated Stock Position Calculator	Corporate Filings
		Tax-Equivalent Yield Calculator	Annual Reports
			Press Releases
			Diversity and Inclusion

To report a website vulnerability, please go to [Responsible Disclosure](#).

Eaton Vance is part of Morgan Stanley Investment Management, the asset management division of Morgan Stanley.

For USA PATRIOT Act Disclosure Notice please click [here](#).

 This image indicates content designed specifically for Financial Advisors / Investment Professionals. This material is not to be used with the public.

Before investing in any Eaton Vance, Calvert or Morgan Stanley Investment Management Inc.-advised fund, prospective investors should consider carefully the investment objective(s), risks, and charges and expenses. Read the prospectus carefully before you invest or send money. For **open-end mutual funds**, the current prospectus contains this and other information. To obtain an **open-end mutual fund** prospectus or summary prospectus and the most recent annual and semiannual shareholder reports, contact your financial advisor or [download a copy here](#). For **closed-end funds**, you should contact your financial advisor. To obtain the most recent annual and semi-annual shareholder report for a closed-end fund contact your financial advisor or [download a copy here](#). To obtain an **exchange-traded fund**, ("ETF") prospectus or summary prospectus, contact your financial advisor or [download a copy here](#).

Before purchasing any **variable product**, consider the objectives, risks, charges, and expenses associated with the underlying investment option(s) and those of the product itself. For a prospectus containing this and other information, contact your investment or insurance professional. Read the prospectus carefully before investing.

NOT FDIC INSURED | OFFER NO BANK GUARANTEE | MAY LOSE VALUE | NOT INSURED BY ANY FEDERAL GOVERNMENT AGENCY | NOT A DEPOSIT

Eaton Vance does not provide tax or legal advice. Prospective investors should consult with a tax or legal advisor before making any investment decision. The information on this Web page is for U.S. residents only and does not constitute an offer to sell, or a solicitation of an offer to purchase, securities in any jurisdiction to any person to whom it is not lawful to make such an offer.

© Eaton Vance Management. All rights reserved.

Eaton Vance open-end mutual funds are offered through Eaton Vance Distributors, Inc. One Post Office Square, Boston, MA 02110. Member [FINRA](#) / [SIPC](#). Exchange-traded funds are distributed by Foreside Fund Services, LLC.

Publication details: Saturday, April 20, 2024 1:23 AM

Page ID: ETY - <https://www.eatonvance.com/tax-managed-diversified-equity-income-fund-ety.php>