



# Tax-Advantaged Global Dividend Opportunities Fund

**ETO**

Symbol

**\$28.10** ▲\$0.03

NAV as of May 17, 2024

**\$25.37** ▼\$-0.01

MKT as of May 17, 2024

**-9.72%**Premium/Discount  
as of May 17, 2024**Fact Sheet**

Mar 31, 2024

**Commentary**

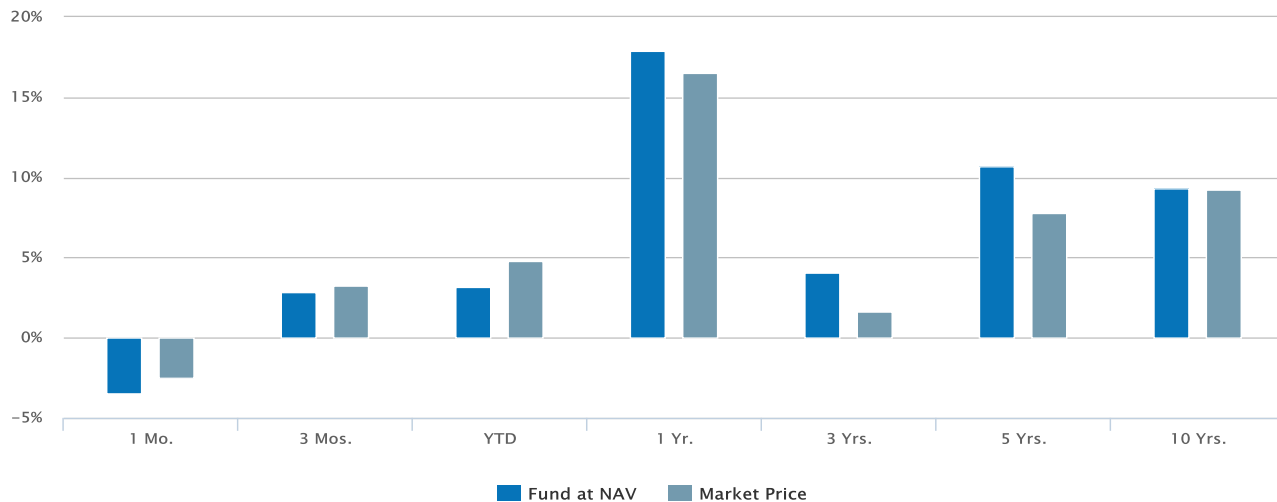
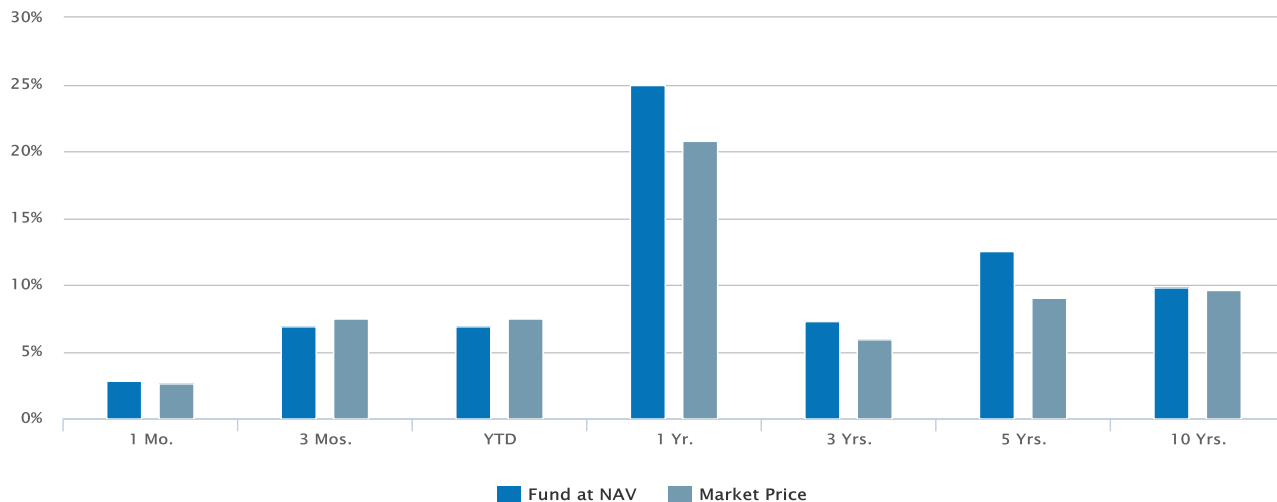
Mar 31, 2024

**Investment Tax Calculator**

## Overview

### Historical Returns (%)

as of Mar 31, 2024

**04/30/2024****03/31/2024****04/30/2024**

<b>Fund at NAV</b>	-3.47	2.83	3.14	17.92	4.07	10.67	9.35
<b>Market Price</b>	-2.48	3.28	4.79	16.55	1.65	7.80	9.21

03/31/2024							
Fund at NAV	2.78	6.85	6.85	24.93	7.27	12.55	9.83
Market Price	2.65	7.45	7.45	20.74	5.91	9.02	9.65

Past performance is no guarantee of future results. Investment return and principal value will fluctuate so that shares, when sold, may be worth more or less than their original cost. Performance is for the stated time period only; due to market volatility, the Fund's current performance may be lower or higher than quoted. The Fund's performance at market price will differ from its results at NAV. Returns are historical and are calculated by determining the percentage change in net asset value or market price (as applicable) with all distributions reinvested and includes management fees and other expenses. Until the reinvestment of Fund distributions is completed, returns are calculated using the lower of the net asset value or market price of the shares on the distribution ex date. Once the reinvestment is complete, returns are calculated using the average reinvestment price. Performance less than or equal to one year is cumulative.

The Fund has adopted a policy to pay common shareholders a stable monthly distribution, and may pay distributions consisting of amounts characterized for federal income tax purposes as qualified and non-qualified ordinary dividends, capital gains distributions and nondividend distributions, also known as return of capital. There is no assurance that the Fund will always be able to pay distributions of a particular size. [Click here for more information.](#)

## Distribution Rates<sup>1,2</sup>

as of May 17, 2024

Distribution Rate at NAV	7.40%
Distribution Rate at Market Price	8.19%

## Fund Facts

as of Apr 30, 2024

Performance Inception	04/30/2004
Investment Objective	High level of after-tax total return
Total Net Assets	\$435.6M
CUSIP	27828U106

## Expense Ratios (%)<sup>3</sup>

as of Annual Report dated 10/31/2023

Management Fees	1.07
Other Expenses	0.15
Total Expenses (ex Interest and Fee Expense)	1.22
Interest and Fee Expense	1.45
Total Expenses	2.67

## Portfolio Management

<a href="#">Christopher M. Dyer, CFA</a>	<a href="#">Managed Fund since 2015</a>
<a href="#">Derek J.V. DiGregorio</a>	<a href="#">Managed Fund since 2021</a>
<a href="#">Joseph Mehlman, CFA</a>	<a href="#">Managed Fund since 2022</a>

The information contained herein is provided for informational purposes only and does not constitute a solicitation of an offer to buy or sell Fund shares. Common shares of the Fund are only available for purchase and sale at current market price on a stock exchange. There is no assurance that the Fund will achieve its investment objective. The Fund is subject to numerous risks, including investment risks. Shares of closed-end funds often trade at a discount from their net asset value. The Fund is not a complete investment program and you may lose money investing in the Fund. An investment in the Fund may not be appropriate for all investors. Investors should review and consider carefully the Fund's investment objective, risks, charges and expenses.

The premium/discount is calculated as [(market price/NAV)-1].

Links to Morningstar Fact Sheet and CEF Connect: By clicking on the link from this page to the Morningstar fact sheet or CEF Connect, you will leave the Eaton Vance website. Eaton Vance is not responsible for the content of any such third-party website. See "Terms and Conditions" below.

Eaton Vance Distributors, Inc., Member FINRA/SIPC, is an affiliate of Eaton Vance Management.

1. Distribution Rate at NAV and Market Price is calculated by dividing the last distribution paid per share (annualized) by NAV or market price, respectively. A Fund's distributions in any period may be more or less than the net return earned by the Fund on its investments, and therefore should not be used as a measure of performance or confused with "yield" or "income."

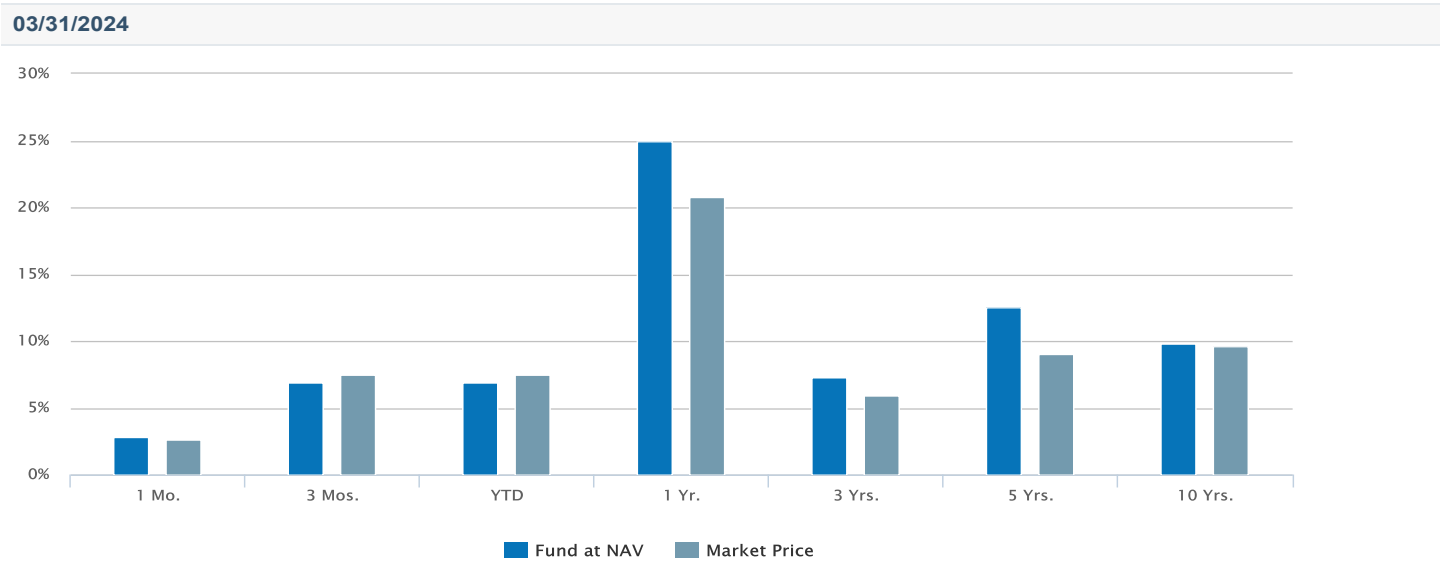
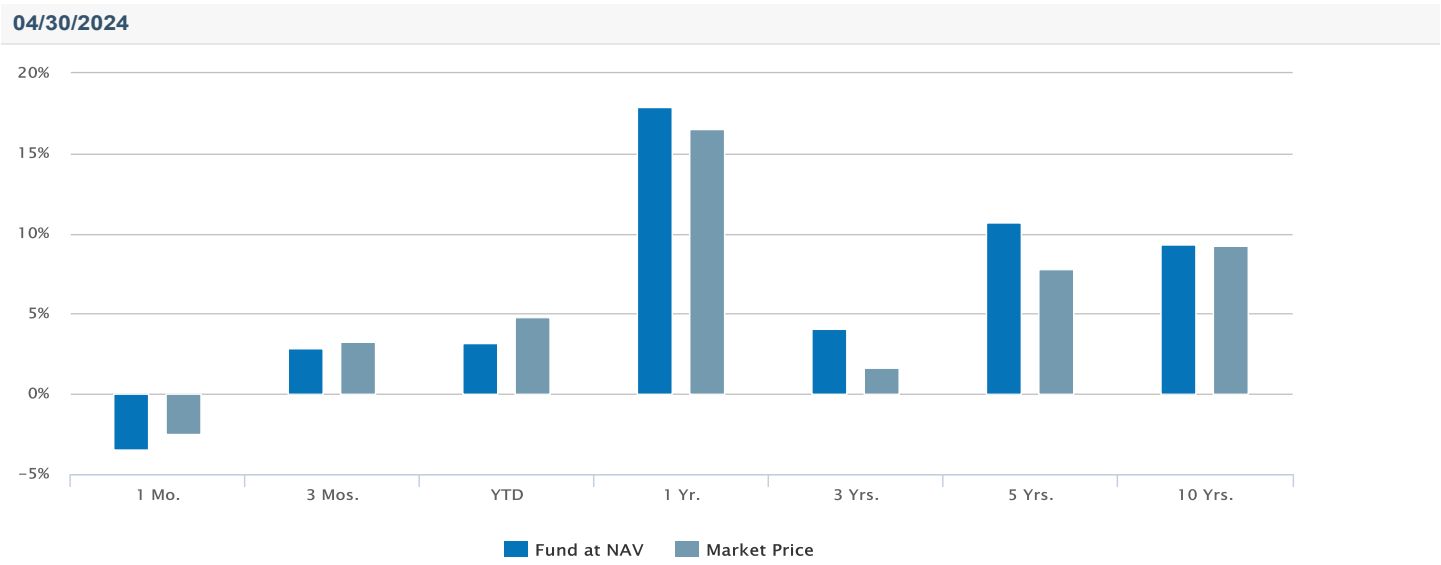
2. The Fund has adopted a policy to pay common shareholders a stable monthly distribution, and may pay distributions consisting of amounts characterized for federal income tax purposes as qualified and non-qualified ordinary dividends, capital gains distributions and non-dividend distributions, also known as return of capital.

3. Interest and fee expense relates to borrowings for the purpose of financial leverage.

Performance

Historical Returns (%)

as of Mar 31, 2024



04/30/2024								
Fund at NAV	-3.47	2.83	3.14	17.92	4.07	10.67	9.35	
Market Price	-2.48	3.28	4.79	16.55	1.65	7.80	9.21	
03/31/2024								
Fund at NAV	2.78	6.85	6.85	24.93	7.27	12.55	9.83	
Market Price	2.65	7.45	7.45	20.74	5.91	9.02	9.65	

Past performance is no guarantee of future results. Investment return and principal value will fluctuate so that shares, when sold, may be worth more or less than their original cost. Performance is for the stated time period only; due to market volatility, the Fund's current performance may be lower or higher than quoted. The Fund's performance at market price will differ from its results at NAV. Returns are historical and are calculated by determining the percentage change in net asset value or market price (as applicable) with all distributions reinvested and includes management fees and other expenses. Until the reinvestment of Fund distributions is completed, returns are calculated using the lower of the net asset value or market price of the shares on the distribution ex date. Once the reinvestment is complete, returns are calculated using the average reinvestment price. Performance less than or equal to one year is cumulative.

The Fund has adopted a policy to pay common shareholders a stable monthly distribution, and may pay distributions consisting of amounts characterized for federal income tax purposes as qualified and non-qualified ordinary dividends, capital gains distributions and nondividend distributions, also known as return of capital. There is no assurance that the Fund will always be able to pay distributions of a particular size. [Click here for more information.](#)

## Calendar Year Returns (%)

	2014	2015	2016	2017	2018	2019	2020	2021	2022	2023
Fund at NAV	4.75	3.59	4.34	24.77	-12.58	40.06	15.41	26.20	-22.74	25.55
Market Price	12.29	-3.62	7.06	33.59	-19.03	51.52	6.09	37.23	-29.91	21.49

## Fund Facts

Performance Inception04/30/2004

## Distribution Rates<sup>1,2</sup>

as of May 17, 2024

Distribution Rate at NAV	7.40%
Distribution Rate at Market Price	8.19%

## Distribution History<sup>4,5</sup>

Ex-Date	Distribution	Reinvest Price
Apr 22, 2024	\$0.17330	
Mar 20, 2024	\$0.13740	
Feb 21, 2024	\$0.13740	
Jan 22, 2024	\$0.13740	
Dec 21, 2023	\$0.13740	
Nov 21, 2023	\$0.13740	
Oct 20, 2023	\$0.13740	
Sep 21, 2023	\$0.13740	
Aug 21, 2023	\$0.13740	
Jul 21, 2023	\$0.13740	

[View All](#)

No records in this table indicates that there has not been a distribution greater than .0001 within the past 3 years.

## Tax Character of Distributions

Ordinary Dividends						
	Non-Qualified	Qualified	Total	Capital Gain Distributions	Nondividend Distributions	Total Distributions
Distributions (\$)						
2023	\$0.00	\$0.77	\$0.77	\$0.88	\$0.00	\$1.65
2022	\$0.00	\$0.62	\$0.62	\$1.45	\$0.00	\$2.07
2021	\$0.21	\$0.71	\$0.93	\$0.97	\$0.00	\$1.89
2020	\$0.00	\$0.27	\$0.27	\$1.59	\$0.00	\$1.86
2019	\$0.00	\$0.41	\$0.41	\$1.75	\$0.00	\$2.16
2018	\$0.00	\$0.42	\$0.42	\$1.74	\$0.00	\$2.16
2017	\$0.00	\$0.48	\$0.48	\$1.68	\$0.00	\$2.16
2016	\$0.00	\$0.60	\$0.60	\$1.38	\$0.00	\$1.98
2015	\$0.00	\$1.00	\$1.00	\$1.16	\$0.00	\$2.16
2014	\$0.00	\$1.77	\$1.77	\$1.27	\$0.00	\$3.04
2013	\$0.00	\$1.56	\$1.56	\$0.52	\$0.00	\$2.08
2012	\$0.00	\$1.44	\$1.44	\$0.00	\$0.00	\$1.44
2011	\$0.00	\$1.40	\$1.40	\$0.00	\$0.00	\$1.40
2010	\$0.00	\$1.40	\$1.40	\$0.00	\$0.00	\$1.40
2009	\$0.00	\$1.39	\$1.39	\$0.00	\$0.01	\$1.40
2008	\$0.01	\$2.08	\$2.09	\$0.00	\$0.00	\$2.09
2007	\$0.00	\$2.27	\$2.27	\$0.00	\$0.00	\$2.27
2006	\$0.00	\$1.82	\$1.82	\$0.00	\$0.00	\$1.82
2005	\$0.00	\$1.54	\$1.54	\$0.00	\$0.00	\$1.54
Distributions (%)						
2023	0.00%	46.71%	46.71%	53.29%	0.00%	100.00%
2022	0.00%	29.91%	29.91%	70.09%	0.00%	100.00%
2021	11.25%	37.62%	48.88%	51.12%	0.00%	100.00%
2020	0.00%	14.62%	14.62%	85.38%	0.00%	100.00%
2019	0.00%	19.00%	19.00%	81.00%	0.00%	100.00%
2018	0.00%	19.64%	19.64%	80.36%	0.00%	100.00%
2017	0.00%	22.00%	22.00%	78.00%	0.00%	100.00%
2016	0.00%	30.20%	30.20%	69.80%	0.00%	100.00%
2015	0.00%	46.15%	46.15%	53.85%	0.00%	100.00%
2014	0.00%	58.11%	58.11%	41.89%	0.00%	100.00%
2013	0.00%	75.04%	75.04%	24.96%	0.00%	100.00%
2012	0.00%	100.00%	100.00%	0.00%	0.00%	100.00%
2011	0.00%	100.00%	100.00%	0.00%	0.00%	100.00%
2010	0.00%	100.00%	100.00%	0.00%	0.00%	100.00%
2009	0.00%	99.51%	99.51%	0.00%	0.49%	100.00%
2008	0.33%	99.67%	100.00%	0.00%	0.00%	100.00%
2007	0.00%	100.00%	100.00%	0.00%	0.00%	100.00%

## Ordinary Dividends

	Non-Qualified	Qualified	Total	Capital Gain Distributions	Nondividend Distributions	Total Distributions
<b>2006</b>	0.00%	100.00%	100.00%	0.00%	0.00%	100.00%
<b>2005</b>	0.00%	99.84%	99.84%	0.16%	0.00%	100.00%

The information contained herein is provided for informational purposes only and does not constitute a solicitation of an offer to buy or sell Fund shares. Common shares of the Fund are only available for purchase and sale at current market price on a stock exchange. There is no assurance that the Fund will achieve its investment objective. The Fund is subject to numerous risks, including investment risks. Shares of closed-end funds often trade at a discount from their net asset value. The Fund is not a complete investment program and you may lose money investing in the Fund. An investment in the Fund may not be appropriate for all investors. Investors should review and consider carefully the Fund's investment objective, risks, charges and expenses.

The premium/discount is calculated as  $[(\text{market price}/\text{NAV})-1]$ .

Links to Morningstar Fact Sheet and CEF Connect: By clicking on the link from this page to the Morningstar fact sheet or CEF Connect, you will leave the Eaton Vance website. Eaton Vance is not responsible for the content of any such third-party website. See "Terms and Conditions" below.

Eaton Vance Distributors, Inc., Member FINRA/SIPC, is an affiliate of Eaton Vance Management.

1. Distribution Rate at NAV and Market Price is calculated by dividing the last distribution paid per share (annualized) by NAV or market price, respectively. A Fund's distributions in any period may be more or less than the net return earned by the Fund on its investments, and therefore should not be used as a measure of performance or confused with "yield" or "income."
2. The Fund has adopted a policy to pay common shareholders a stable monthly distribution, and may pay distributions consisting of amounts characterized for federal income tax purposes as qualified and non-qualified ordinary dividends, capital gains distributions and non-dividend distributions, also known as return of capital.
4. See "Tax Character of Distributions". For information about any distributions in the current year estimated to include non-dividend distributions or capital gains, please refer to [Eaton Vance Closed-End Fund Distribution Notices \(19a\)](#).
5. The Fund has adopted a policy to pay common shareholders a stable monthly distribution. In an effort to maintain a stable distribution amount, the Fund may pay distributions consisting of amounts characterized for federal income tax purposes as qualified and non-qualified ordinary dividends, capital gains distributions and nondividend distributions, also known as return of capital. A nondividend or return of capital distribution may include, for example, a return of some or all of the money that an investor invested in Fund shares, which can cause the Fund's NAV to erode. There is no assurance that the Fund will always be able to pay distributions of a particular size.

## Portfolio

### Fund Holdings (%)<sup>6,7</sup>

as of Mar 31, 2024

Holding	% of Net Assets
<b>Microsoft Corp</b>	4.75%
<b>Alphabet Inc - CL C</b>	3.46%
<b>Amazon.com Inc</b>	3.14%
<b>NVIDIA Corp</b>	2.88%
<b>Apple Inc</b>	1.99%
<b>Sanofi</b>	1.85%
<b>AstraZeneca PLC</b>	1.83%
<b>Nestle SA</b>	1.83%
<b>Compass Group PLC</b>	1.80%
<b>Walt Disney Co</b>	1.75%

[View All](#)

The information contained herein is provided for informational purposes only and does not constitute a solicitation of an offer to buy or sell Fund shares. Common shares of the Fund are only available for purchase and sale at current market price on a stock exchange. There is no assurance that the Fund will achieve its investment objective. The Fund is subject to numerous risks, including investment risks. Shares of closed-end funds often trade at a discount from their net asset value. The Fund is not a complete investment program and you may lose money investing in the Fund. An investment in the Fund may not be appropriate for all investors. Investors should review and consider carefully the Fund's investment objective, risks, charges and expenses.

The premium/discount is calculated as [(market price/NAV)-1].

Links to Morningstar Fact Sheet and CEF Connect: By clicking on the link from this page to the Morningstar fact sheet or CEF Connect, you will leave the Eaton Vance website. Eaton Vance is not responsible for the content of any such third-party website. See "Terms and Conditions" below.

Eaton Vance Distributors, Inc., Member FINRA/SIPC, is an affiliate of Eaton Vance Management.

6. The following list reflects unaudited securities holdings (excluding derivatives positions). Holdings information may differ if presented as of trade date. Due to rounding, holdings of less than 0.005% may show as 0.00%. Portfolio information subject to change due to active management.  
7. Percent of total net assets.

Management



**Christopher M. Dyer, CFA**  
Managing Director, Co-Head of Eaton  
Vance Equity  
Joined Eaton Vance 2015

### Biography

Chris is a managing director of Morgan Stanley. He is co-head of Eaton Vance Equity. In addition, Chris is co-head of the Eaton Vance Equity Global team and a portfolio manager for Eaton Vance and Calvert global and international equity portfolios. Chris serves on the Morgan Stanley Investment Management Operating Committee. He joined Eaton Vance in 2015. Morgan Stanley acquired Eaton Vance in March 2021.

Chris began his career in the asset management industry in 2001. Before joining Eaton Vance, he was managing director and head of European equity for Goldman Sachs Asset Management (GSAM), where he was affiliated since 2001.

Chris earned a B.S., cum laude, from Georgetown University and an MBA from The Wharton School, University of Pennsylvania. He is a CFA charterholder.

---

### Education

- B.S. Georgetown University
- M.B.A. The Wharton School, University of Pennsylvania

### Experience

- Managed Fund since 2015

---

### Other funds managed

- [Tax-Advantaged Global Dividend Income Fund](#)
  - [Tax-Managed Global Diversified Equity Income Fund](#)
- 



**Derek J.V. DiGregorio**  
Executive Director, Portfolio Manager  
Joined Eaton Vance 2006

### Biography

Derek is an executive director of Morgan Stanley and a vice president of Eaton Vance Trust Company. He is head of Equity Income Solutions and a portfolio manager on a number of Eaton Vance global and domestic equity income funds, with particular experience in dividend investing, equity portfolio tax-management, and equity portfolio strategy implementation. Derek began his career in the investment management industry in 2006 with Eaton Vance. Morgan Stanley acquired Eaton Vance in March 2021.

Derek earned a B.S. from Bates College and an MBA from Boston University Questrom School of Business.

---

### Education

- B.S. Bates College
- M.B.A. Questrom School of Business, Boston University

### Experience

- Managed Fund since 2021

---

### Other funds managed

- [Tax-Advantaged Dividend Income Fund](#)
  - [Tax-Advantaged Global Dividend Income Fund](#)
-



**Joseph Mehlman, CFA**

Head of U.S. Investment Grade Credit,  
Portfolio Manager  
Joined Morgan Stanley 2002

**Biography**

Joe Mehlman is the Head of U.S. Investment Grade Credit and a portfolio manager on the Broad Markets Fixed Income team. He began his career in the investment industry at Morgan Stanley in 2002.

Joe earned a B.A., with honors, in economics from Trinity College. Joe holds the Chartered Financial Analyst designation and is a member of the New York Society of Security Analysts.

**Education**

- B.A. Trinity College

**Experience**

- Managed Fund since 2022

**Other funds managed**

- [Tax-Advantaged Dividend Income Fund](#)
- [Tax-Advantaged Global Dividend Income Fund](#)

## Literature

## Literature



### Fact Sheet

[Download](#) - Last updated: Mar 31, 2024



### Commentary

[Download](#) - Last updated: Mar 31, 2024



### Annual Report

[Download](#) - Last updated: Oct 31, 2023



### Equity Dividend Income Closed-End Fund Guide

[Download](#) - Last updated: Mar 31, 2024



### Full Prospectus

[Download](#) - Last updated: Mar 31, 2023



### Q1 Holdings

[Download](#) - Last updated: Jan 31, 2024



### Q3 Holdings

[Download](#) - Last updated: Jul 31, 2023



### Holdings - Form N-PORT

[Download](#)



### Return of Capital Distributions Demystified

[Download](#) - Last updated: Mar 7, 2024



### Auction Preferred Shares Market Update

[Download](#) - Last updated: Jun 1, 2023



### Distribution Dates and Amounts Announced for Eaton Vance Closed-End Funds

[Download](#) - Last updated: May 1, 2024



## Eaton Vance Closed-End Funds Release Estimated Sources Of Distributions

[Download](#) - Last updated: Apr 30, 2024

---



## Distribution Dates and Amounts Announced for Eaton Vance Closed-End Funds

[Download](#) - Last updated: Apr 1, 2024

---



## Eaton Vance Closed-End Funds Release Estimated Sources Of Distributions

[Download](#) - Last updated: Mar 28, 2024

---



## Distribution Dates and Amounts Announced for Eaton Vance Closed-End Funds

[Download](#) - Last updated: Mar 1, 2024

---



## Eaton Vance Closed-End Funds Release Estimated Sources Of Distributions

[Download](#) - Last updated: Feb 29, 2024

---



## Distribution Dates and Amounts Announced for Eaton Vance Closed-End Funds

[Download](#) - Last updated: Feb 1, 2024

---



## Eaton Vance Closed-End Funds Release Estimated Sources Of Distributions

[Download](#) - Last updated: Jan 31, 2024

---



## Distribution Dates and Amounts Announced for Eaton Vance Closed-End Funds

[Download](#) - Last updated: Jan 2, 2024

---



## Eaton Vance Closed-End Funds Release Estimated Sources Of Distributions

[Download](#) - Last updated: Dec 29, 2023

---



## Distribution Dates and Amounts Announced for Eaton Vance Closed-End Funds

[Download](#) - Last updated: Dec 1, 2023

---



## Eaton Vance Closed-End Funds Release Estimated Sources Of Distributions

[Download](#) - Last updated: Nov 30, 2023

---



## Distribution Dates and Amounts Announced for Eaton Vance Closed-End Funds

[Download](#) - Last updated: Nov 1, 2023

---



## Eaton Vance Closed-End Funds Release Estimated Sources Of Distributions

[Download](#) - Last updated: Oct 31, 2023

---



## Distribution Dates and Amounts Announced for Eaton Vance Closed-End Funds

[Download](#) - Last updated: Oct 2, 2023

---



## Eaton Vance Closed-End Funds Release Estimated Sources Of Distributions

[Download](#) - Last updated: Sep 29, 2023

---



## Distribution Dates and Amounts Announced for Eaton Vance Closed-End Funds

[Download](#) - Last updated: Sep 1, 2023

---



## Eaton Vance Closed-End Funds Release Estimated Sources Of Distributions

[Download](#) - Last updated: Aug 31, 2023

---



## Distribution Dates and Amounts Announced for Eaton Vance Closed-End Funds

[Download](#) - Last updated: Aug 1, 2023



## Eaton Vance Closed-End Funds Release Estimated Sources Of Distributions

[Download](#) - Last updated: Jul 31, 2023

---



## Distribution Dates and Amounts Announced for Eaton Vance Closed-End Funds

[Download](#) - Last updated: Jul 3, 2023

---



## Eaton Vance Closed-End Funds Release Estimated Sources Of Distributions

[Download](#) - Last updated: Jun 30, 2023

---



## Distribution Dates and Amounts Announced for Eaton Vance Closed-End Funds

[Download](#) - Last updated: Jun 1, 2023

---



## Eaton Vance Closed-End Funds Release Estimated Sources Of Distributions

[Download](#) - Last updated: May 31, 2023

---



## Distribution Dates and Amounts Announced for Eaton Vance Closed-End Funds

[Download](#) - Last updated: May 1, 2023

---



## Eaton Vance Closed-End Funds Release Estimated Sources Of Distributions

[Download](#) - Last updated: Apr 28, 2023

---



## Distribution Dates and Amounts Announced for Eaton Vance Closed-End Funds

[Download](#) - Last updated: Apr 3, 2023

---



## Eaton Vance Closed-End Funds Release Estimated Sources Of Distributions

[Download](#) - Last updated: Mar 31, 2023

---



## Distribution Dates and Amounts Announced for Eaton Vance Closed-End Funds

[Download](#) - Last updated: Mar 1, 2023

---



## Eaton Vance Closed-End Funds Release Estimated Sources Of Distributions

[Download](#) - Last updated: Feb 28, 2023

---



## Eaton Vance Closed-End Funds Release Estimated Sources of Distribution

[Download](#) - Last updated: Jan 31, 2023

---



## Distribution Dates and Amounts Announced for Eaton Vance Closed-End Funds

[Download](#) - Last updated: Jan 3, 2023

---



## Eaton Vance Closed-End Funds Release Estimated Sources of Distribution

[Download](#) - Last updated: Dec 30, 2022

---



## Distribution Dates and Amounts Announced for Eaton Vance Closed-End Funds

[Download](#) - Last updated: Dec 1, 2022

---



## Eaton Vance Closed-End Funds Release Estimated Sources of Distribution

[Download](#) - Last updated: Nov 30, 2022

---



## Distribution Dates and Amounts Announced for Eaton Vance Closed-End Funds

[Download](#) - Last updated: Nov 1, 2022

---



## Eaton Vance Closed-End Funds Release Estimated Sources of Distribution

[Download](#) - Last updated: Oct 31, 2022

---



## Distribution Dates and Amounts Announced for Eaton Vance Closed-End Funds

[Download](#) - Last updated: Oct 3, 2022

---



## Eaton Vance Closed-End Funds Release Estimated Sources of Distribution

[Download](#) - Last updated: Sep 30, 2022

---



## Distribution Dates and Amounts Announced for Eaton Vance Closed-End Funds

[Download](#) - Last updated: Sep 1, 2022

---



## Eaton Vance Closed-End Funds Release Estimated Sources of Distribution

[Download](#) - Last updated: Aug 31, 2022

---



## Distribution Dates and Amounts Announced for Eaton Vance Closed-End Funds

[Download](#) - Last updated: Aug 1, 2022

---



## Eaton Vance Closed-End Funds Release Estimated Sources of Distribution

[Download](#) - Last updated: Jul 29, 2022

---



## Distribution Dates and Amounts Announced for Eaton Vance Closed-End Funds

[Download](#) - Last updated: Jul 1, 2022

---



## Eaton Vance Closed-End Funds Release Estimated Sources of Distribution

[Download](#) - Last updated: Jun 30, 2022

---



## Distribution Dates and Amounts Announced for Eaton Vance Closed-End Funds

[Download](#) - Last updated: Jun 1, 2022

---



## Eaton Vance Closed-End Funds Release Estimated Sources of Distribution

[Download](#) - Last updated: May 31, 2022

---



## Certain Eaton Vance Closed-End Funds Announce Telephonic Annual Meeting Of Shareholders On February 11, 2021

[Download](#) - Last updated: Jan 28, 2021

---



## Corrected Results of Joint Special Shareholder Meeting of Certain Eaton Vance Closed-End Funds

[Download](#) - Last updated: Jan 12, 2021

---



## Results of Joint Special Shareholder Meeting of Certain Eaton Vance Closed-End Funds

[Download](#) - Last updated: Jan 8, 2021

---



## Certain Eaton Vance Closed-End Funds Joint Special Meeting of Shareholders on January 7, 2021 Will Be a Virtual Meeting

[Download](#) - Last updated: Dec 23, 2020

---



## Eaton Vance Closed-End Funds Announce Board Approval of New Investment Advisory and Sub-Advisory Agreements

[Download](#) - Last updated: Nov 10, 2020

---



## Eaton Vance Closed-End Funds Announce Record and Meeting Dates For Joint Special Meeting of Shareholders

[Download](#) - Last updated: Oct 29, 2020

---



## Distribution Dates and Amounts Announced for Eaton Vance Closed-End Funds and Portfolio Managers of Eaton Have High Income 2021 Target Term Trust (NYSE: EHT)

[Download](#) - Last updated: Jan 2, 2020

---



## Eaton Vance Global Dividend Closed-End Funds Announce Appointment of Sub-Adviser

[Download](#) - Last updated: Nov 1, 2017

---



## Eaton Vance Closed-End Funds Release Estimated Sources of Distribution

[Download](#) - Last updated: May 31, 2017

---



## Distribution Dates and Amounts Announced for Eaton Vance Closed-End Funds

[Download](#) - Last updated: May 1, 2017

---



## Eaton Vance Closed-End Funds Release Estimated Sources of Distributions

[Download](#) - Last updated: Apr 28, 2017

---



## Distribution Dates and Amounts Announced for Eaton Vance Closed-End Funds

[Download](#) - Last updated: Apr 3, 2017

---



## Eaton Vance Global Dividend Closed-End Funds Announce Appointment of Sub-Adviser

[Download](#) - Last updated: Dec 4, 2015

---



## Eaton Vance Tax-Advantaged Dividend Income Funds Announce Changes In Investment Policies

[Download](#) - Last updated: Oct 23, 2015

---



## Eaton Vance Closed-End Funds Adopt Share Repurchase Programs

[Download](#) - Last updated: Nov 15, 2013

---



## EVT-ETG-ETO Announce Change in Investment Policies

[Download](#) - Last updated: Aug 7, 2012

---



## SAI

[Download](#) - Last updated: Mar 31, 2023

---



## Section 16 Filings - [www.sec.gov](http://www.sec.gov)

[Download](#) - Last updated: Jun 30, 2011


---



## Semi-Annual Report

[Download](#) - Last updated: Apr 30, 2023

---



HEADQUARTERS

One Post Office Square  
Boston, MA 02110

Investments	Insights	Taxes & Tools	Resources
<a href="#">Eaton Vance Funds</a>	<a href="#">Advisory Blog</a>	<a href="#">Investment Tax Center</a>	<a href="#">Forms &amp; E-Delivery</a>
<a href="#">Parametric Funds</a>	<a href="#">The BEAT</a>	<a href="#">Tax Information</a>	<a href="#">Mutual Funds &amp; Unclaimed Property</a>
<a href="#">Calvert Funds</a>	<a href="#">Market Update Events</a>	<a href="#">Investment Tax Calculator</a>	<a href="#">DST Vision</a>
<a href="#">Separately Managed Accounts</a>	<a href="#">The Advisor Institute</a>	<a href="#">Laddered Investing Interest Rate Scenario Tool</a>	<a href="#">Active Advisor</a>
<a href="#">Closed-End Funds and Term Trusts</a>		<a href="#">Concentrated Stock Position Calculator</a>	<a href="#">Corporate Filings</a>
		<a href="#">Tax-Equivalent Yield Calculator</a>	<a href="#">Annual Reports</a>
			<a href="#">Press Releases</a>
			<a href="#">Diversity and Inclusion</a>

[Accessibility](#) | [Business Continuity](#) | [Privacy & Cookies](#) | [Your Privacy Choices](#) | [Terms & Conditions](#) | [Careers](#) | [Contact](#) | [Investor Account Access](#) | [Morgan Stanley Investment Management Terms of Use](#)

To report a website vulnerability, please go to [Responsible Disclosure](#).

Eaton Vance is part of Morgan Stanley Investment Management, the asset management division of Morgan Stanley.

For USA PATRIOT Act Disclosure Notice please click [here](#).

This image indicates content designed specifically for Financial Advisors / Investment Professionals. This material is not to be used with the public.

Before investing in any Eaton Vance, Calvert or Morgan Stanley Investment Management Inc.-advised fund, prospective investors should consider carefully the investment objective(s), risks, and charges and expenses. Read the prospectus carefully before you invest or send money. For **open-end mutual funds**, the current prospectus contains this and other information. To obtain an **open-end mutual fund** prospectus or summary prospectus and the most recent annual and semiannual shareholder reports, contact your financial advisor or [download a copy here](#). For **closed-end funds**, you should contact your financial advisor. To obtain the most recent annual and semi-annual shareholder report for a closed-end fund contact your financial advisor or [download a copy here](#). To obtain an **exchange-traded fund**, ("ETF") prospectus or summary prospectus, contact your financial advisor or [download a copy here](#).

Before purchasing any **variable product**, consider the objectives, risks, charges, and expenses associated with the underlying investment option(s) and those of the product itself. For a prospectus containing this and other information, contact your investment or insurance professional. Read the prospectus carefully before investing.

NOT FDIC INSURED | OFFER NO BANK GUARANTEE | MAY LOSE VALUE | NOT INSURED BY ANY FEDERAL GOVERNMENT AGENCY | NOT A DEPOSIT

Eaton Vance does not provide tax or legal advice. Prospective investors should consult with a tax or legal advisor before making any investment decision. The information on this Web page is for U.S. residents only and does not constitute an offer to sell, or a solicitation of an offer to purchase, securities in any jurisdiction to any person to whom it is not lawful to make such an offer.

© Eaton Vance Management. All rights reserved.

Eaton Vance open-end mutual funds are offered through Eaton Vance Distributors, Inc. One Post Office Square, Boston, MA 02110. Member [FINRA](#) / [SIPC](#). Exchange-traded funds are distributed by Foreside Fund Services, LLC.

Publication details: Saturday, May 18, 2024 1:06 AM  
Page ID: ETO - <https://www.eatonvance.com/tax-advantaged-global-dividend-opportunities-fund-eto.php/>