



# Short Duration Diversified Income Fund

**EVG**

Symbol

**\$11.06** ▲\$0.01

NAV as of May 1, 2024

**\$10.48** ▲\$0.08

MKT as of May 1, 2024

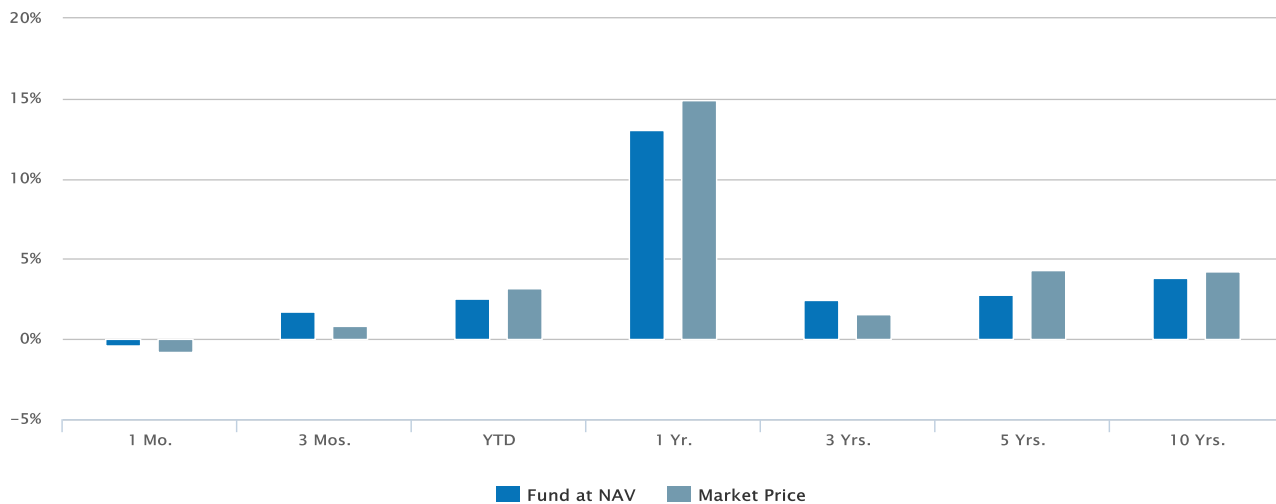
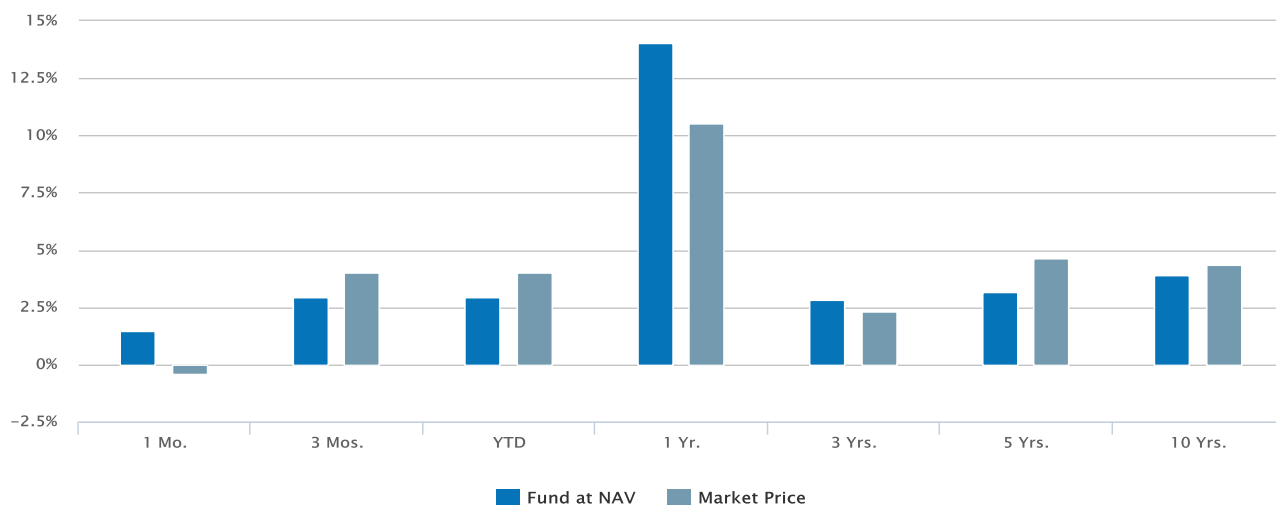
**-5.24%**Premium/Discount  
as of May 1, 2024**Fact Sheet**

Mar 31, 2024

## Overview

## Historical Returns (%)

as of Mar 31, 2024

**04/30/2024****03/31/2024****04/30/2024**

Fund at NAV	-0.41	1.70	2.54	13.03	2.45	2.77	3.84
Market Price	-0.77	0.80	3.20	14.87	1.52	4.32	4.20

**03/31/2024**

<b>Fund at NAV</b>	1.47	2.96	2.96	14.04	2.85	3.14	3.91
<b>Market Price</b>	-0.39	4.00	4.00	10.50	2.33	4.62	4.34

Past performance is no guarantee of future results. Investment return and principal value will fluctuate so that shares, when sold, may be worth more or less than their original cost. Performance is for the stated time period only; due to market volatility, the Fund's current performance may be lower or higher than quoted. The Fund's performance at market price will differ from its results at NAV. Returns are historical and are calculated by determining the percentage change in net asset value or market price (as applicable) with all distributions reinvested and includes management fees and other expenses. Until the reinvestment of Fund distributions is completed, returns are calculated using the lower of the net asset value or market price of the shares on the distribution ex date. Once the reinvestment is complete, returns are calculated using the average reinvestment price. Performance less than or equal to one year is cumulative. Fund performance during certain periods reflects the strong loan market performance and the Fund's use of leverage during those periods. This performance is not typical and may not be repeated.

## Distribution Rates<sup>1</sup>

as of May 01, 2024

<b>Distribution Rate at NAV</b>	8.59%
<b>Distribution Rate at Market Price</b>	9.07%

## Fund Facts

as of Mar 31, 2024

<b>Performance Inception</b>	02/28/2005
<b>Investment Objective</b>	Current income
<b>Total Net Assets</b>	\$150.3M
<b>CUSIP</b>	27828V104

## Expense Ratios (%)<sup>2</sup>

<b>as of Annual Report dated 10/31/2023</b>	
<b>Management Fees</b>	1.08
<b>Other Expenses</b>	0.36
<b>Total Expenses (ex Interest and Fee Expense)</b>	1.44
<b>Interest and Fee Expense</b>	1.24
<b>Total Expenses</b>	2.68

## Portfolio Management

<a href="#"><b>Catherine McDermott</b></a>	<a href="#">Managed Fund since 2008</a>
<a href="#"><b>Andrew Szczurowski, CFA</b></a>	<a href="#">Managed Fund since 2011</a>
<a href="#"><b>Akbar A. Causer</b></a>	<a href="#">Managed Fund since 2021</a>
<a href="#"><b>Federico Sequeda, CFA</b></a>	<a href="#">Managed Fund since 2021</a>

The information contained herein is provided for informational purposes only and does not constitute a solicitation of an offer to buy or sell Fund shares. Common shares of the Fund are only available for purchase and sale at current market price on a stock exchange. There is no assurance that the Fund will achieve its investment objective. The Fund is subject to numerous risks, including investment risks. Shares of closed-end funds often trade at a discount from their net asset value. The Fund is not a complete investment program and you may lose money investing in the Fund. An investment in the Fund may not be appropriate for all investors. Investors should review and consider carefully the Fund's investment objective, risks, charges and expenses.

The premium/discount is calculated as [(market price/NAV)-1].

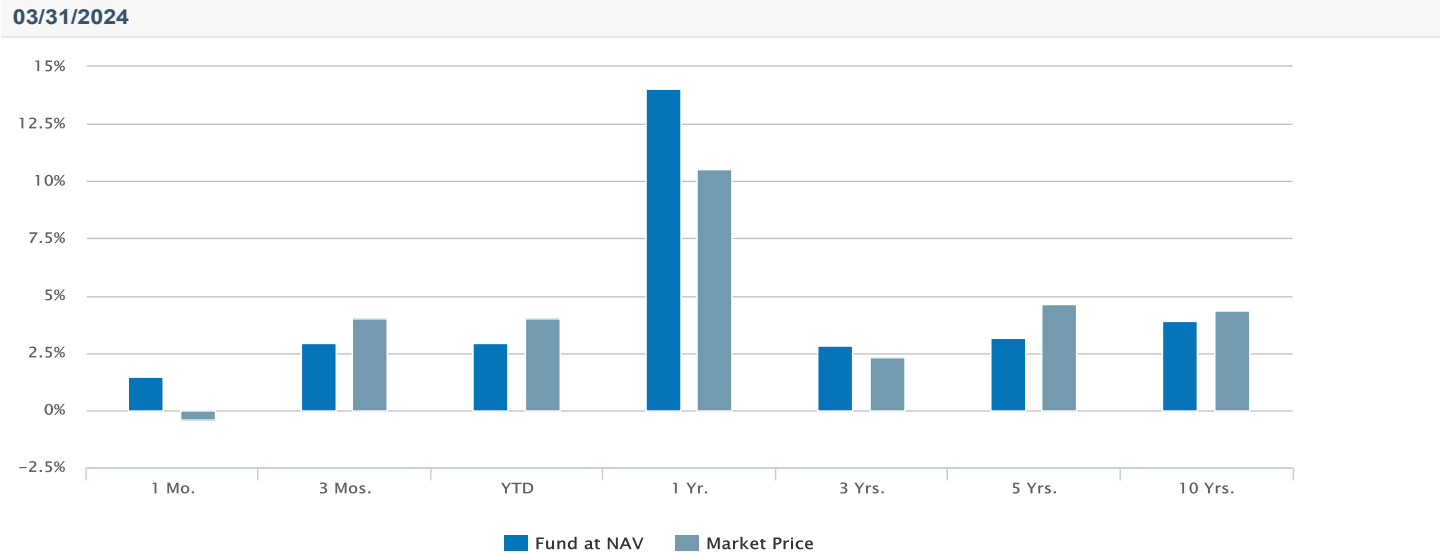
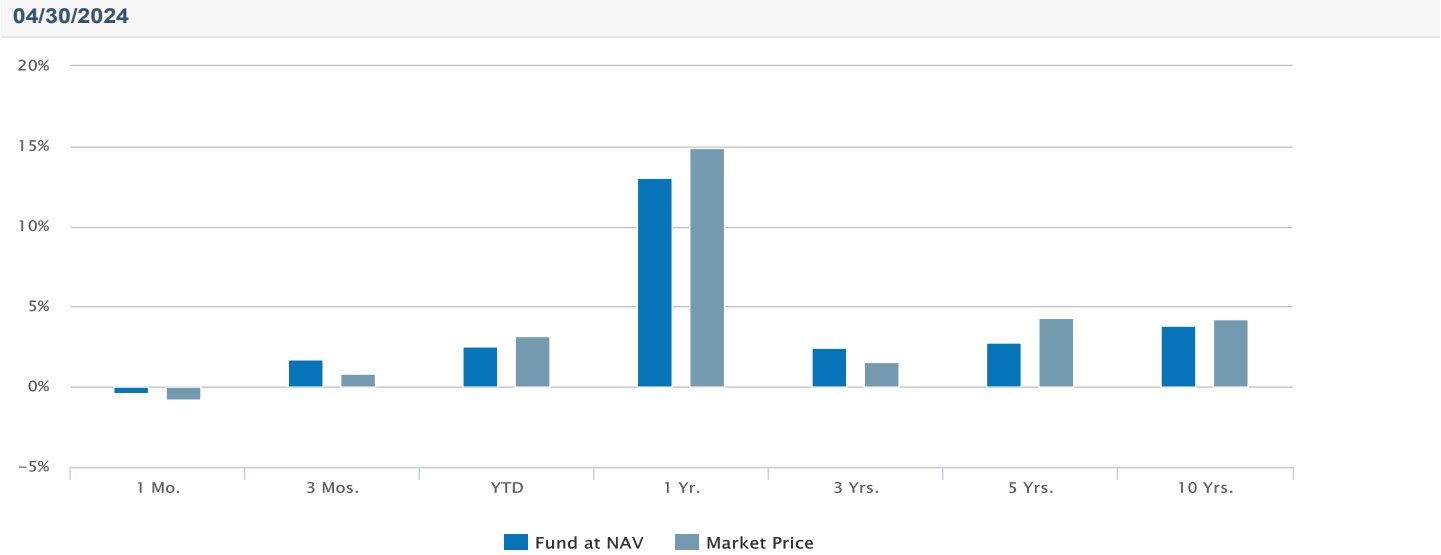
Links to Morningstar Fact Sheet and CEF Connect: By clicking on the link from this page to the Morningstar fact sheet or CEF Connect, you will leave the Eaton Vance website. Eaton Vance is not responsible for the content of any such third-party website. See "Terms and Conditions" below.

1. Distribution Rate at NAV and Market Price is calculated by dividing the last distribution paid per share (annualized) by NAV or market price, respectively. A Fund's distributions in any period may be more or less than the net return earned by the Fund on its investments, and therefore should not be used as a measure of performance or confused with "yield" or "income."

2. Interest and fee expense relates to borrowings for the purpose of financial leverage.

# Historical Returns (%)

as of Mar 31, 2024



04/30/2024								
Fund at NAV	-0.41	1.70	2.54	13.03	2.45	2.77	3.84	
Market Price	-0.77	0.80	3.20	14.87	1.52	4.32	4.20	
03/31/2024								
Fund at NAV	1.47	2.96	2.96	14.04	2.85	3.14	3.91	
Market Price	-0.39	4.00	4.00	10.50	2.33	4.62	4.34	

Past performance is no guarantee of future results. Investment return and principal value will fluctuate so that shares, when sold, may be worth more or less than their original cost. Performance is for the stated time period only; due to market volatility, the Fund's current performance may be lower or higher than quoted. The Fund's performance at market price will differ from its results at NAV. Returns are historical and are calculated by determining the percentage change in net asset value or market price (as applicable) with all distributions reinvested and includes management fees and other expenses. Until the reinvestment of Fund distributions is completed, returns are calculated using the lower of the net asset value or market price of the shares on the distribution ex date. Once the reinvestment is complete, returns are calculated using the average reinvestment price. Performance less than or equal to one year is cumulative. Fund performance during certain periods reflects the strong loan market performance and the Fund's use of leverage during those periods. This performance is not typical and may not be repeated.

## Calendar Year Returns (%)

	2014	2015	2016	2017	2018	2019	2020	2021	2022	2023
Fund at NAV	3.26	0.28	8.38	8.70	-0.03	9.57	1.21	3.23	-9.07	13.86
Market Price	-0.41	2.39	11.94	10.77	-7.64	16.38	-1.83	17.11	-14.78	11.80

## Fund Facts

Performance Inception	02/28/2005
-----------------------	------------

## Distribution Rates<sup>1</sup>

as of May 01, 2024

Distribution Rate at NAV	8.59%
Distribution Rate at Market Price	9.07%

## Distribution History<sup>3,4</sup>

Ex-Date	Distribution	Reinvest Price
Apr 22, 2024	\$0.07920	
Mar 20, 2024	\$0.07860	
Feb 21, 2024	\$0.07870	
Jan 22, 2024	\$0.07860	
Dec 21, 2023	\$0.07680	
Nov 21, 2023	\$0.07440	
Oct 20, 2023	\$0.07540	
Sep 21, 2023	\$0.07640	
Aug 21, 2023	\$0.07650	
Jul 21, 2023	\$0.07600	

[View All](#)

No records in this table indicates that there has not been a distribution greater than .0001 within the past 3 years.

## Tax Character of Distributions

### Ordinary Dividends

	Non-Qualified	Qualified	Total	Capital Gain Distributions	Nondividend Distributions	Total Distributions
Distributions (\$)						
2023	\$0.84	\$0.00	\$0.84	\$0.00	\$0.11	\$0.95
2022	\$0.62	\$0.00	\$0.62	\$0.00	\$0.53	\$1.15
2021	\$0.66	\$0.00	\$0.66	\$0.00	\$0.50	\$1.16
2020	\$0.68	\$0.00	\$0.68	\$0.00	\$0.14	\$0.83
2019	\$0.92	\$0.02	\$0.94	\$0.00	\$0.00	\$0.94
2018	\$0.83	\$0.00	\$0.83	\$0.00	\$0.00	\$0.83

**Ordinary Dividends**

	Non-Qualified	Qualified	Total	Capital Gain Distributions	Nondividend Distributions	Total Distributions
<b>2017</b>	\$0.89	\$0.00	\$0.89	\$0.00	\$0.07	\$0.96
<b>2016</b>	\$0.63	\$0.00	\$0.63	\$0.00	\$0.45	\$1.08
<b>2015</b>	\$0.51	\$0.00	\$0.51	\$0.00	\$0.57	\$1.08
<b>2014</b>	\$0.76	\$0.00	\$0.76	\$0.00	\$0.32	\$1.08
<b>2013</b>	\$0.72	\$0.00	\$0.72	\$0.00	\$0.36	\$1.08
<b>2012</b>	\$0.97	\$0.02	\$0.99	\$0.00	\$0.00	\$0.99
<b>2011</b>	\$1.08	\$0.00	\$1.08	\$0.00	\$0.00	\$1.08
<b>2010</b>	\$1.25	\$0.00	\$1.25	\$0.00	\$0.00	\$1.25
<b>2009</b>	\$0.98	\$0.00	\$0.98	\$0.00	\$0.12	\$1.10
<b>2008</b>	\$1.42	\$0.00	\$1.42	\$0.00	\$0.00	\$1.42
<b>2007</b>	\$1.42	\$0.00	\$1.42	\$0.00	\$0.00	\$1.42
<b>2006</b>	\$1.33	\$0.00	\$1.33	\$0.00	\$0.08	\$1.41
<b>2005</b>	\$0.90	\$0.00	\$0.90	\$0.00	\$0.11	\$1.01
<b>Distributions (%)</b>						
<b>2023</b>	88.57%	0.00%	88.57%	0.00%	11.43%	100.00%
<b>2022</b>	53.96%	0.05%	54.00%	0.00%	46.00%	100.00%
<b>2021</b>	57.21%	0.00%	57.21%	0.00%	42.79%	100.00%
<b>2020</b>	82.96%	0.00%	82.96%	0.00%	17.04%	100.00%
<b>2019</b>	97.53%	2.47%	100.00%	0.00%	0.00%	100.00%
<b>2018</b>	100.00%	0.00%	100.00%	0.00%	0.00%	100.00%
<b>2017</b>	92.36%	0.00%	92.36%	0.00%	7.64%	100.00%
<b>2016</b>	58.78%	0.00%	58.78%	0.00%	41.22%	100.00%
<b>2015</b>	47.15%	0.00%	47.15%	0.00%	52.85%	100.00%
<b>2014</b>	69.94%	0.35%	70.29%	0.00%	29.71%	100.00%
<b>2013</b>	66.30%	0.00%	66.30%	0.00%	33.70%	100.00%
<b>2012</b>	97.66%	2.34%	100.00%	0.00%	0.00%	100.00%
<b>2011</b>	100.00%	0.00%	100.00%	0.00%	0.00%	100.00%
<b>2010</b>	100.00%	0.00%	100.00%	0.00%	0.00%	100.00%
<b>2009</b>	88.81%	0.00%	88.81%	0.00%	11.19%	100.00%
<b>2008</b>	100.00%	0.00%	100.00%	0.00%	0.00%	100.00%
<b>2007</b>	100.00%	0.00%	100.00%	0.00%	0.00%	100.00%
<b>2006</b>	94.23%	0.00%	94.23%	0.00%	5.77%	100.00%
<b>2005</b>	88.83%	0.00%	88.83%	0.00%	11.17%	100.00%

The information contained herein is provided for informational purposes only and does not constitute a solicitation of an offer to buy or sell Fund shares. Common shares of the Fund are only available for purchase and sale at current market price on a stock exchange. There is no assurance that the Fund will achieve its investment objective. The Fund is subject to numerous risks, including investment risks. Shares of closed-end funds often trade at a discount from their net asset value. The Fund is not a complete investment program and you may lose money investing in the Fund. An investment in the Fund may not be appropriate for all investors. Investors should review and consider

carefully the Fund's investment objective, risks, charges and expenses.

The premium/discount is calculated as  $[(\text{market price}/\text{NAV})-1]$ .

Links to Morningstar Fact Sheet and CEF Connect: By clicking on the link from this page to the Morningstar fact sheet or CEF Connect, you will leave the Eaton Vance website. Eaton Vance is not responsible for the content of any such third-party website. See "Terms and Conditions" below.

1. Distribution Rate at NAV and Market Price is calculated by dividing the last distribution paid per share (annualized) by NAV or market price, respectively. A Fund's distributions in any period may be more or less than the net return earned by the Fund on its investments, and therefore should not be used as a measure of performance or confused with "yield" or "income."
3. See "Tax Character of Distributions". For information about any distributions in the current year estimated to include non-dividend distributions or capital gains, please refer to [Eaton Vance Closed-End Fund Distribution Notices \(19a\)](#).
4. A nondividend or return of capital distribution may include, for example, a return of some or all of the money that an investor invested in Fund shares, which can cause the Fund's NAV to erode.

---

## Portfolio

The information contained herein is provided for informational purposes only and does not constitute a solicitation of an offer to buy or sell Fund shares. Common shares of the Fund are only available for purchase and sale at current market price on a stock exchange. There is no assurance that the Fund will achieve its investment objective. The Fund is subject to numerous risks, including investment risks. Shares of closed-end funds often trade at a discount from their net asset value. The Fund is not a complete investment program and you may lose money investing in the Fund. An investment in the Fund may not be appropriate for all investors. Investors should review and consider carefully the Fund's investment objective, risks, charges and expenses.

The premium/discount is calculated as  $[(\text{market price}/\text{NAV})-1]$ .

Links to Morningstar Fact Sheet and CEF Connect: By clicking on the link from this page to the Morningstar fact sheet or CEF Connect, you will leave the Eaton Vance website. Eaton Vance is not responsible for the content of any such third-party website. See "Terms and Conditions" below.

## Management

**Catherine McDermott**  
Managing Director, Portfolio Manager  
Joined Eaton Vance 2000

## Biography

Catherine McDermott is a Portfolio Manager on the Floating-Rate Loan team. She is responsible for buy and sell decisions, portfolio construction and risk management for the firm's floating-rate loan strategies. Her focus is primarily on the automotive industry in addition to casinos, general industrial, theaters, packaging and consumer products. She joined Eaton Vance in 2000. Morgan Stanley acquired Eaton Vance in March 2021.

Catherine began her career in the investment management industry in 1988. Before joining Eaton Vance, she was a principal at Cypress Tree Investment Management and a vice president of corporate underwriting and research at Financial Security Assurance Inc.

Catherine earned a B.A., summa cum laude, from Boston College.

---

## Education

- B.A. Boston College

## Experience

- Managed Fund since 2008

---

## Other funds managed

- [Floating-Rate Income Trust](#)
  - [Limited Duration Income Fund](#)
  - [Senior Floating-Rate Trust](#)
  - [Senior Income Trust](#)
- 



**Andrew Szczurowski, CFA**  
Managing Director, Co-Head of Mortgage  
& Securitized  
Joined Eaton Vance 2007

## Biography

Andrew Szczurowski is Co-Head of the Mortgage and Securitized investment team and a portfolio manager on Mortgage and Securitized investment team. He joined Eaton Vance in 2007. Morgan Stanley acquired Eaton Vance in March 2021. Previously at Eaton Vance, he was a portfolio manager on Eaton Vance's Global Income team, responsible for buy and sell decisions, portfolio construction, and risk management for the firm's mortgage-backed strategies.

Andrew began his career in the investment industry in 2005. Before joining Eaton Vance, he was affiliated with BNY Mellon. Andrew earned a B.S., cum laude, from the Peter T. Paul College of Business and Economics at the University of New Hampshire. He holds the Chartered Financial Analyst designation and is a member of the CFA Society Boston.

---

## Education

- B.S. University of New Hampshire

## Experience

- Managed Fund since 2011

---

## Other funds managed

- [Limited Duration Income Fund](#)
-



**Akbar A. Causer**

Managing Director, Portfolio Manager  
Joined Eaton Vance 2017

### Biography

Akbar Causer is a portfolio manager on the Emerging Markets team. He is responsible for buy and sell decisions, portfolio construction and risk management for the team's emerging markets strategies. He joined Eaton Vance in 2017. Morgan Stanley acquired Eaton Vance in March 2021.

Akbar began his career in the investment management industry in 2005. Before joining Eaton Vance, he was a senior analyst at DDJ Capital Management. Previously, he was affiliated with Littlejohn & Co. and Rothschild, Inc.

Akbar earned a B.A. from the University of Pennsylvania and an MBA from Harvard Business School.

### Education

- B.A. University of Pennsylvania
- M.B.A. Harvard Business School

### Experience

- Managed Fund since 2021



**Federico Sequeda, CFA**

Executive Director, Portfolio Manager  
Joined Eaton Vance 2010

### Biography

Federico Sequeda is a portfolio manager on the Emerging Markets team. He is responsible for buy and sell decisions, portfolio construction and risk management for the team's emerging markets strategies. He joined Eaton Vance in 2010. Morgan Stanley acquired Eaton Vance in March 2021.

Federico began his career in the investment management industry in 2009. Before joining Eaton Vance, he was an investment associate with Bridgewater Associates, LP.

Federico earned a B.A., magna cum laude, from Dartmouth College. He is a CFA charterholder.

### Education

- B.A. Dartmouth College

### Experience

- Managed Fund since 2021

## Literature

## Literature



### Fact Sheet

[Download](#) - Last updated: Mar 31, 2024



### Annual Report

[Download](#) - Last updated: Oct 31, 2023



### Short Duration Diversified Income Holdings

[Download](#) - Last updated: Feb 29, 2024



### Q1 Holdings

[Download](#) - Last updated: Jan 31, 2024



### Q3 Holdings



















[Download](#) - Last updated: Jul 31, 2023



### Holdings - Form N-PORT

[Download](#)



- 
-  **Return of Capital Distributions Demystified**  
[Download](#) - Last updated: Mar 7, 2024
- 
-  **Eaton Vance Announces Upcoming Retirement of Payson F. Swaffield**  
[Download](#) - Last updated: Apr 30, 2020
- 
-  **Eaton Vance Announces Updated Results of Closed-End Fund Share Repurchase Programs**  
[Download](#) - Last updated: Jan 9, 2014
-  **Eric A. Stein to Join Portfolio Management Team of Eaton Vance Limited Duration Income Fund and Eaton Vance Short Duration Diversified Income Fund**  
[Download](#) - Last updated: Nov 27, 2012
- 
-  **Distribution Dates and Amounts Announced for Eaton Vance Closed-End Funds**  
[Download](#) - Last updated: May 1, 2024
-  **Distribution Dates and Amounts Announced for Eaton Vance Closed-End Funds**  
[Download](#) - Last updated: Apr 1, 2024
- 
-  **Distribution Dates and Amounts Announced for Eaton Vance Closed-End Funds**  
[Download](#) - Last updated: Mar 1, 2024
- 
-  **Distribution Dates and Amounts Announced for Eaton Vance Closed-End Funds**  
[Download](#) - Last updated: Feb 1, 2024
-  **Distribution Dates and Amounts Announced for Eaton Vance Closed-End Funds**  
[Download](#) - Last updated: Jan 2, 2024
- 
-  **Distribution Dates and Amounts Announced for Eaton Vance Closed-End Funds**  
[Download](#) - Last updated: Dec 1, 2023
- 
-  **Distribution Dates and Amounts Announced for Eaton Vance Closed-End Funds**  
[Download](#) - Last updated: Nov 1, 2023
- 
-  **Distribution Dates and Amounts Announced for Eaton Vance Closed-End Funds**  
[Download](#) - Last updated: Oct 2, 2023
-  **Distribution Dates and Amounts Announced for Eaton Vance Closed-End Funds**  
[Download](#) - Last updated: Sep 1, 2023
- 
-  **Distribution Dates and Amounts Announced for Eaton Vance Closed-End Funds**  
[Download](#) - Last updated: Aug 1, 2023
- 
-  **Distribution Dates and Amounts Announced for Eaton Vance Closed-End Funds**  
[Download](#) - Last updated: Jul 3, 2023
-  **Distribution Dates and Amounts Announced for Eaton Vance Closed-End Funds**  
[Download](#) - Last updated: Jun 1, 2023
- 
-  **Distribution Dates and Amounts Announced for Eaton Vance Closed-End Funds**  
[Download](#) - Last updated: May 1, 2023
- 
-  **Distribution Dates and Amounts Announced for Eaton Vance Closed-End Funds**  
[Download](#) - Last updated: Apr 3, 2023



## Distribution Dates and Amounts Announced for Eaton Vance Closed-End Funds

[Download](#) - Last updated: Mar 1, 2023

---



## Distribution Dates and Amounts Announced for Eaton Vance Closed-End Funds

[Download](#) - Last updated: Jan 3, 2023

---



## Distribution Dates and Amounts Announced for Eaton Vance Closed-End Funds

[Download](#) - Last updated: Dec 1, 2022

---



## Distribution Dates and Amounts Announced for Eaton Vance Closed-End Funds

[Download](#) - Last updated: Nov 1, 2022

---



## Distribution Dates and Amounts Announced for Eaton Vance Closed-End Funds

[Download](#) - Last updated: Oct 3, 2022

---



## Distribution Dates and Amounts Announced for Eaton Vance Closed-End Funds

[Download](#) - Last updated: Sep 1, 2022

---



## Distribution Dates and Amounts Announced for Eaton Vance Closed-End Funds

[Download](#) - Last updated: Aug 1, 2022

---



## Distribution Dates and Amounts Announced for Eaton Vance Closed-End Funds

[Download](#) - Last updated: Jul 1, 2022

---



## Distribution Dates and Amounts Announced for Eaton Vance Closed-End Funds

[Download](#) - Last updated: Jun 1, 2022

---



## Eaton Vance Management Announces Changes To The Portfolio Management Team of Eaton Vance Short Duration Diversified Income Fund

[Download](#) - Last updated: Sep 8, 2021

---



## Certain Eaton Vance Closed-End Funds Announce Final Results of Tender Offers

[Download](#) - Last updated: Aug 3, 2021

---



## Certain Eaton Vance Closed-End Funds Announce Preliminary Results of Tender Offers

[Download](#) - Last updated: Aug 2, 2021

---



## Certain Eaton Vance Closed-End Funds Commence Tender Offers

[Download](#) - Last updated: Jun 29, 2021

---



## Results of Special Shareholder Meeting of Eaton Vance Short Duration Diversified Income Fund

[Download](#) - Last updated: May 7, 2021

---



## Eaton Vance Short Duration Diversified Income Fund Announces Conditional Tender Offer, Conditional Distribution Rate Increase and Special Shareholder Meeting

[Download](#) - Last updated: Mar 9, 2021

---



## Results of Special Shareholder Meeting of Eaton Vance Floating-Rate 2022 Target Term Trust (EFL): Approval of Interim Agreements for Certain Other Closed-End Funds

[Download](#) - Last updated: Feb 23, 2021

---



## Certain Eaton Vance Closed-End Funds Announce Telephonic Annual Meeting Of Shareholders On February 11, 2021

[Download](#) - Last updated: Jan 28, 2021



## Corrected Results of Joint Special Shareholder Meeting of Certain Eaton Vance Closed-End Funds

[Download](#) - Last updated: Jan 12, 2021

---



## Results of Joint Special Shareholder Meeting of Certain Eaton Vance Closed-End Funds

[Download](#) - Last updated: Jan 8, 2021

---



## Certain Eaton Vance Closed-End Funds Joint Special Meeting of Shareholders on January 7, 2021 Will Be a Virtual Meeting

[Download](#) - Last updated: Dec 23, 2020

---



## Eaton Vance Closed-End Funds Announce Board Approval of New Investment Advisory and Sub-Advisory Agreements

[Download](#) - Last updated: Nov 10, 2020

---



## Eaton Vance Closed-End Funds Announce Record and Meeting Dates For Joint Special Meeting of Shareholders

[Download](#) - Last updated: Oct 29, 2020

---



## Distribution Dates and Amounts Announced for Eaton Vance Closed-End Funds

[Download](#) - Last updated: May 1, 2017

---



## Eaton Vance Closed-End Funds Release Estimated Sources of Distributions

[Download](#) - Last updated: Apr 28, 2017

---



## Distribution Date and Distribution Rate Change Announced for Eaton Vance Short Duration Diversified Income Fund

[Download](#) - Last updated: Apr 3, 2017

---



## Eaton Vance Short Duration Diversified Income Fund Announces Modification to Investment Policy

[Download](#) - Last updated: Jun 29, 2016

---



## Eaton Vance Closed-End Funds Adopt Share Repurchase Programs

[Download](#) - Last updated: Nov 15, 2013

---



## Eaton Vance Limited Duration Income Fund and Eaton Vance Short Duration Diversified Income Fund Approve Change in Investment Policies

[Download](#) - Last updated: May 20, 2011

---



## Section 16 Filings - [www.sec.gov](http://www.sec.gov)

[Download](#) - Last updated: Jun 30, 2011

---



## Semi-Annual Report

[Download](#) - Last updated: Apr 30, 2023

---



## HEADQUARTERS

One Post Office Square  
Boston, MA 02110

### Investments

[Eaton Vance Funds](#)

[Parametric Funds](#)

[Calvert Funds](#)

[Separately Managed Accounts](#)

[Closed-End Funds and Term Trusts](#)

### Insights

[Advisory Blog](#)

[The BEAT](#)

[Market Update Events](#) 

[The Advisor Institute](#)

### Taxes & Tools

[Investment Tax Center](#)

[Tax Information](#)

[Investment Tax Calculator](#)

[Laddered Investing Interest Rate](#)

[Scenario Tool](#)

[Concentrated Stock Position](#)

[Calculator](#)

[Tax-Equivalent Yield Calculator](#)

### Resources

[Forms & E-Delivery](#)

[Mutual Funds & Abandoned  
Property](#)

[DST Vision](#)

[Active Advisor](#)

[Corporate Filings](#)

[Annual Reports](#)

[Press Releases](#)

[Diversity and Inclusion](#)

[Accessibility](#) | [Business Continuity](#) | [Privacy & Cookies](#) | [Your Privacy Choices](#)   | [Terms & Conditions](#) | [Careers](#) | [Contact](#) | [Investor Account Access](#) | [Morgan Stanley Investment Management Terms of Use](#)

Eaton Vance is part of Morgan Stanley Investment Management, the asset management division of Morgan Stanley.

 This image indicates content designed specifically for Financial Advisors / Investment Professionals. This material is not to be used with the public.

NOT FDIC INSURED | OFFER NO BANK GUARANTEE | MAY LOSE VALUE | NOT INSURED BY ANY FEDERAL GOVERNMENT AGENCY | NOT A DEPOSIT

Eaton Vance does not provide tax or legal advice. Prospective investors should consult with a tax or legal advisor before making any investment decision.

The information on this Web page is for U.S. residents only and does not constitute an offer to sell, or a solicitation of an offer to purchase, securities in any jurisdiction to any person to whom it is not lawful to make such an offer.

© Eaton Vance Management. All rights reserved.

Publication details: Thursday, May 02, 2024 5:17 PM

Page ID: EVG - <https://www.eatonvance.com/short-duration-diversified-income-fund-evg.php>