



Senior Floating-Rate Trust

EFR

Symbol

\$13.14 ▲\$0.01

NAV as of May 17, 2024

\$13.24 ▲\$0.02

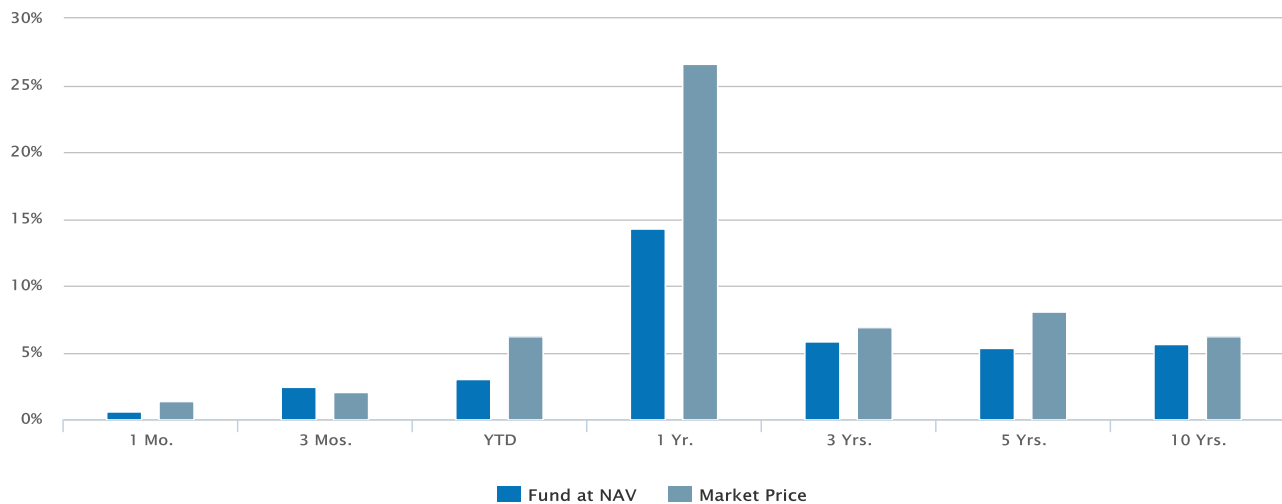
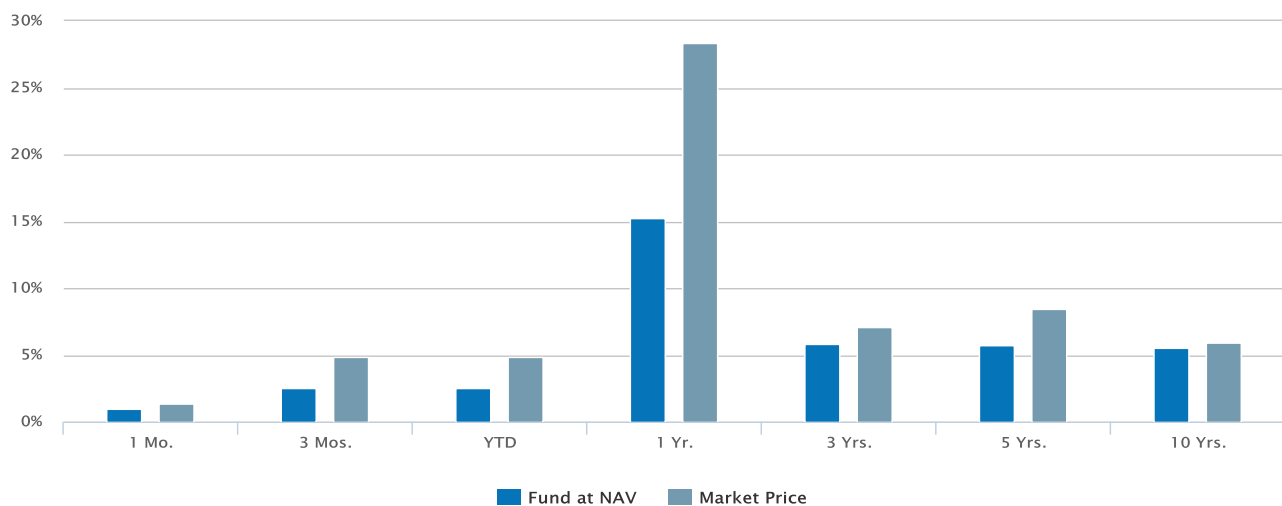
MKT as of May 17, 2024

0.76%Premium/Discount
as of May 17, 2024**Fact Sheet**
Mar 31, 2024**Commentary**
Mar 31, 2024**CEF Connect - EFR****UNII Report**
Mar 31, 2024

Overview

Historical Returns (%)

as of Mar 31, 2024

04/30/2024**03/31/2024****04/30/2024**

Fund at NAV	0.54	2.42	3.05	14.25	5.87	5.35	5.65
Market Price	1.32	2.03	6.22	26.58	6.93	8.06	6.21

03/31/2024

Fund at NAV	1.00	2.49	2.49	15.20	5.86	5.68	5.58
Market Price	1.32	4.84	4.84	28.33	7.07	8.41	5.96

Past performance is no guarantee of future results. Investment return and principal value will fluctuate so that shares, when sold, may be worth more or less than their original cost. Performance is for the stated time period only; due to market volatility, the Fund's current performance may be lower or higher than quoted. The Fund's performance at market price will differ from its results at NAV. Returns are historical and are calculated by determining the percentage change in net asset value or market price (as applicable) with all distributions reinvested and includes management fees and other expenses. Until the reinvestment of Fund distributions is completed, returns are calculated using the lower of the net asset value or market price of the shares on the distribution ex date. Once the reinvestment is complete, returns are calculated using the average reinvestment price. Performance less than or equal to one year is cumulative. Fund performance during certain periods reflects the strong loan market performance and the Fund's use of leverage during those periods. This performance is not typical and may not be repeated.

Distribution Rates¹

as of May 17, 2024

Distribution Rate at NAV	11.05%
Distribution Rate at Market Price	10.98%

Fund Facts

as of Apr 30, 2024

Performance Inception	11/28/2003
Investment Objective	High current income
Total Net Assets	\$379.8M
CUSIP	27828Q105

Expense Ratios (%)²

as of Annual Report dated 10/31/2023

Management Fees	1.14
Other Expenses	0.20
Total Expenses (ex Interest and Fee Expense)	1.34
Interest and Fee Expense	1.95
Total Expenses	3.29

Portfolio Management

<u>Sarah A. Choi</u>	<u>Managed Fund since 2022</u>
<u>Andrew N. Sveen, CFA</u>	<u>Managed Fund since 2019</u>
<u>Catherine McDermott</u>	<u>Managed Fund since 2019</u>
<u>Daniel P. McElaney, CFA</u>	<u>Managed Fund since 2019</u>

The information contained herein is provided for informational purposes only and does not constitute a solicitation of an offer to buy or sell Fund shares. Common shares of the Fund are only available for purchase and sale at current market price on a stock exchange. There is no assurance that the Fund will achieve its investment objective. The Fund is subject to numerous risks, including investment risks. Shares of closed-end funds often trade at a discount from their net asset value. The Fund is not a complete investment program and you may lose money investing in the Fund. An investment in the Fund may not be appropriate for all investors. Investors should review and consider carefully the Fund's investment objective, risks, charges and expenses.

The premium/discount is calculated as [(market price/NAV)-1].

Links to Morningstar Fact Sheet and CEF Connect: By clicking on the link from this page to the Morningstar fact sheet or CEF Connect, you will leave the Eaton Vance website. Eaton Vance is not responsible for the content of any such third-party website. See "Terms and Conditions" below.

Eaton Vance Distributors, Inc., Member FINRA/SIPC, is an affiliate of Eaton Vance Management.

1. Distribution Rate at NAV and Market Price is calculated by dividing the last distribution paid per share (annualized) by NAV or market price, respectively. A Fund's distributions in any period may be more or less than the net return earned by the Fund on its investments, and therefore

should not be used as a measure of performance or confused with "yield" or "income."

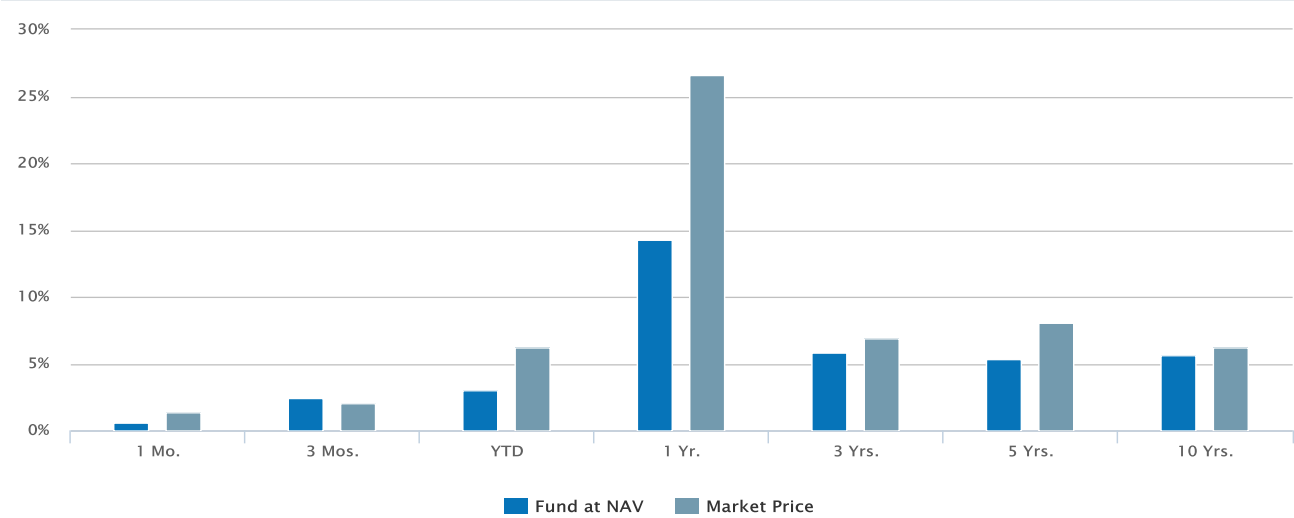
2. Interest and fee expense relates to notes payable to partially redeem the Fund's Auction Preferred Shares.

Performance

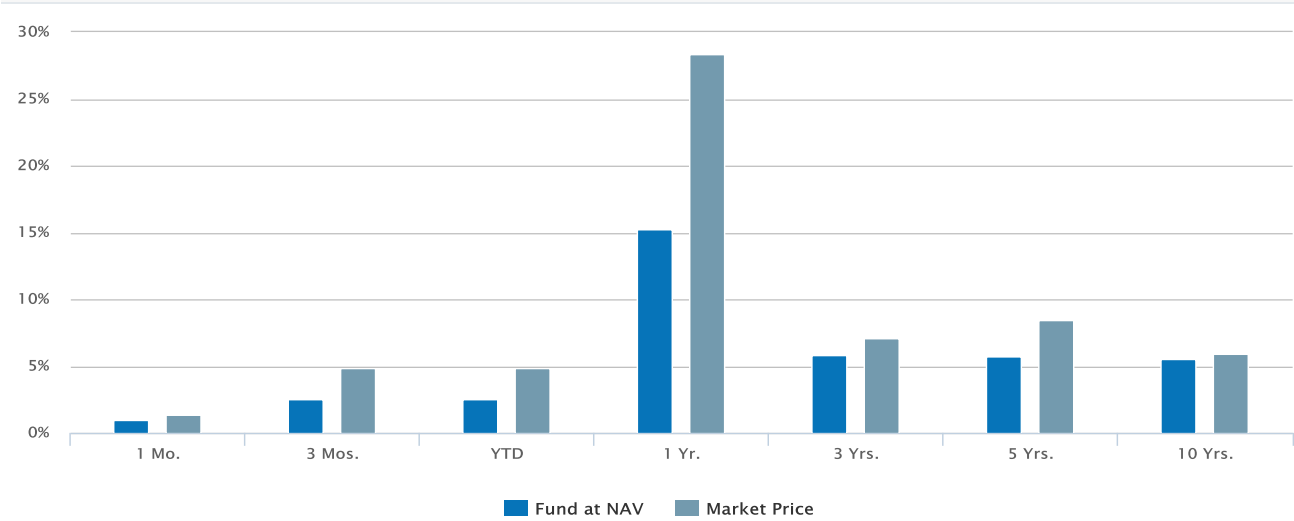
Historical Returns (%)

as of Mar 31, 2024

04/30/2024



03/31/2024



04/30/2024							
Fund at NAV	0.54	2.42	3.05	14.25	5.87	5.35	5.65
Market Price	1.32	2.03	6.22	26.58	6.93	8.06	6.21
03/31/2024							
Fund at NAV	1.00	2.49	2.49	15.20	5.86	5.68	5.58
Market Price	1.32	4.84	4.84	28.33	7.07	8.41	5.96

Past performance is no guarantee of future results. Investment return and principal value will fluctuate so that shares, when sold, may be worth more or less than their original cost. Performance is for the stated time period only; due to market volatility, the Fund's current performance may be lower or higher than quoted. The Fund's performance at market price will differ from its results at NAV. Returns are historical and are calculated by determining the percentage change in net asset value or market price (as applicable) with all distributions reinvested and includes management fees and other expenses. Until the reinvestment of Fund distributions is completed, returns are calculated using the lower of the net asset value or market price of the shares on the distribution ex date. Once the reinvestment is complete, returns are calculated using the average reinvestment price. Performance less than or equal to one year is cumulative. Fund performance during certain periods reflects the strong loan market performance and the Fund's use of leverage during those periods. This performance is not typical and may not be repeated.

Calendar Year Returns (%)

	2014	2015	2016	2017	2018	2019	2020	2021	2022	2023
Fund at NAV	1.46	-2.58	18.13	6.78	0.91	10.95	2.79	6.93	-5.60	17.53
Market Price	-3.14	-2.79	27.11	3.85	-7.07	16.36	0.62	22.94	-19.23	28.99

Fund Facts

Performance Inception	11/28/2003
-----------------------	------------

Distribution Rates¹

as of May 17, 2024

Distribution Rate at NAV	11.05%
Distribution Rate at Market Price	10.98%

Distribution History^{3,4}

Ex-Date	Distribution	Reinvest Price
Apr 22, 2024	\$0.12100	
Mar 20, 2024	\$0.12100	
Feb 21, 2024	\$0.12100	
Dec 27, 2023	\$0.12100	
Dec 21, 2023	\$0.12100	
Nov 21, 2023	\$0.11800	
Oct 20, 2023	\$0.11800	
Sep 21, 2023	\$0.10900	
Aug 21, 2023	\$0.10900	
Jul 21, 2023	\$0.10500	

[View All](#)

No records in this table indicates that there has not been a distribution greater than .0001 within the past 3 years.

Tax Character of Distributions

Ordinary Dividends

	Non-Qualified	Qualified	Total	Capital Gain Distributions	Nondividend Distributions	Total Distributions
Distributions (\$)						
2023	\$1.31	\$0.00	\$1.31	\$0.00	\$0.00	\$1.31
2022	\$0.95	\$0.01	\$0.96	\$0.00	\$0.10	\$1.06
2021	\$0.77	\$0.00	\$0.77	\$0.00	\$0.06	\$0.83
2020	\$0.81	\$0.00	\$0.81	\$0.00	\$0.00	\$0.81
2019	\$0.96	\$0.03	\$0.99	\$0.00	\$0.00	\$0.99

Ordinary Dividends

	Non-Qualified	Qualified	Total	Capital Gain Distributions	Nondividend Distributions	Total Distributions
2018	\$0.92	\$0.02	\$0.94	\$0.00	\$0.00	\$0.94
2017	\$0.85	\$0.00	\$0.85	\$0.00	\$0.00	\$0.85
2016	\$0.93	\$0.00	\$0.93	\$0.00	\$0.00	\$0.93
2015	\$0.93	\$0.01	\$0.94	\$0.00	\$0.00	\$0.94
2014	\$0.91	\$0.01	\$0.92	\$0.00	\$0.00	\$0.92
2013	\$1.06	\$0.00	\$1.06	\$0.00	\$0.00	\$1.06
2012	\$1.06	\$0.02	\$1.08	\$0.00	\$0.00	\$1.08
2011	\$1.00	\$0.00	\$1.00	\$0.00	\$0.00	\$1.00
2010	\$1.08	\$0.00	\$1.08	\$0.00	\$0.00	\$1.08
2009	\$1.02	\$0.00	\$1.02	\$0.00	\$0.00	\$1.02
2008	\$1.11	\$0.00	\$1.11	\$0.00	\$0.09	\$1.20
2007	\$1.52	\$0.00	\$1.52	\$0.00	\$0.02	\$1.54
2006	\$1.56	\$0.00	\$1.56	\$0.00	\$0.00	\$1.56
2005	\$1.26	\$0.00	\$1.26	\$0.00	\$0.00	\$1.26
Distributions (%)						
2023	100.00%	0.00%	100.00%	0.00%	0.00%	100.00%
2022	90.01%	0.55%	90.56%	0.00%	9.44%	100.00%
2021	93.27%	0.00%	93.27%	0.00%	6.73%	100.00%
2020	100.00%	0.00%	100.00%	0.00%	0.00%	100.00%
2019	96.71%	3.29%	100.00%	0.00%	0.00%	100.00%
2018	98.06%	1.94%	100.00%	0.00%	0.00%	100.00%
2017	100.00%	0.00%	100.00%	0.00%	0.00%	100.00%
2016	100.00%	0.00%	100.00%	0.00%	0.00%	100.00%
2015	98.54%	1.46%	100.00%	0.00%	0.00%	100.00%
2014	99.38%	0.62%	100.00%	0.00%	0.00%	100.00%
2013	100.00%	0.00%	100.00%	0.00%	0.00%	100.00%
2012	97.73%	2.27%	100.00%	0.00%	0.00%	100.00%
2011	100.00%	0.00%	100.00%	0.00%	0.00%	100.00%
2010	100.00%	0.00%	100.00%	0.00%	0.00%	100.00%
2009	100.00%	0.00%	100.00%	0.00%	0.00%	100.00%
2008	92.08%	0.00%	92.08%	0.00%	7.92%	100.00%
2007	98.62%	0.00%	98.62%	0.00%	1.38%	100.00%
2006	100.00%	0.00%	100.00%	0.00%	0.00%	100.00%
2005	100.00%	0.00%	100.00%	0.00%	0.00%	100.00%

The information contained herein is provided for informational purposes only and does not constitute a solicitation of an offer to buy or sell Fund shares. Common shares of the Fund are only available for purchase and sale at current market price on a stock exchange. There is no assurance that the Fund will achieve its investment objective. The Fund is subject to numerous risks, including investment risks. Shares of closed-end funds often trade at a discount from their net asset value. The Fund is not a complete investment program and you may lose money investing in the Fund. An investment in the Fund may not be appropriate for all investors. Investors should review and consider

carefully the Fund’s investment objective, risks, charges and expenses.

The premium/discount is calculated as [(market price/NAV)-1].

Links to Morningstar Fact Sheet and CEF Connect: By clicking on the link from this page to the Morningstar fact sheet or CEF Connect, you will leave the Eaton Vance website. Eaton Vance is not responsible for the content of any such third-party website. See “Terms and Conditions” below.

Eaton Vance Distributors, Inc., Member FINRA/SIPC, is an affiliate of Eaton Vance Management.

1. Distribution Rate at NAV and Market Price is calculated by dividing the last distribution paid per share (annualized) by NAV or market price, respectively. A Fund's distributions in any period may be more or less than the net return earned by the Fund on its investments, and therefore should not be used as a measure of performance or confused with "yield" or "income."
3. See “Tax Character of Distributions”. For information about any distributions in the current year estimated to include non-dividend distributions or capital gains, please refer to [Eaton Vance Closed-End Fund Distribution Notices \(19a\)](#).
4. A nondividend or return of capital distribution may include, for example, a return of some or all of the money that an investor invested in Fund shares, which can cause the Fund's NAV to erode.

Portfolio

Fund Holdings^{5,6,7}

as of Mar 31, 2024

Holding	Coupon Rate	Maturity Date	% of Net Assets
MSILF GOVERNMENT PORTFOLIO MSILF GOVERNMENT PORTFOLIO	5.22%	12/31/2030	1.49%
UKG Inc.	8.81%	02/10/2031	1.16%
Les Schwab Tire Centers	8.68%	11/02/2027	1.15%
Virgin Media	8.69%	01/31/2029	1.09%
Ellucian Holdings Inc	8.83%	10/29/2029	1.08%
Cetera (Aretec)	9.93%	08/09/2030	1.04%
Newfold Digital (fka Endure Digital)	8.79%	02/10/2028	1.02%
Syncsort / Precisely	9.59%	04/24/2028	1.01%
AlliedUniversal	8.47%	05/12/2028	1.00%
Coinmach	9.59%	03/04/2028	1.00%

[View All](#)

The information contained herein is provided for informational purposes only and does not constitute a solicitation of an offer to buy or sell Fund shares. Common shares of the Fund are only available for purchase and sale at current market price on a stock exchange. There is no assurance that the Fund will achieve its investment objective. The Fund is subject to numerous risks, including investment risks. Shares of closed-end funds often trade at a discount from their net asset value. The Fund is not a complete investment program and you may lose money investing in the Fund. An investment in the Fund may not be appropriate for all investors. Investors should review and consider carefully the Fund’s investment objective, risks, charges and expenses.

The premium/discount is calculated as [(market price/NAV)-1].

Links to Morningstar Fact Sheet and CEF Connect: By clicking on the link from this page to the Morningstar fact sheet or CEF Connect, you will leave the Eaton Vance website. Eaton Vance is not responsible for the content of any such third-party website. See “Terms and Conditions” below.

Eaton Vance Distributors, Inc., Member FINRA/SIPC, is an affiliate of Eaton Vance Management.

5. The following list reflects unaudited securities holdings (excluding derivatives positions). Holdings information may differ if presented as of trade date. Due to rounding, holdings of less than 0.005% may show as 0.00%. Portfolio information subject to change due to active management.

6. Percent of total net assets.

7. The stated interest rate represents the weighted average interest rate of all loans made under senior loan facility and includes commitment fees on unfunded loan commitments, if any, and will vary over time.

Management

Sarah A. Choi

Executive Director, Portfolio Manager
Joined Eaton Vance in 2019

Biography

Sarah Choi is a vice president of Eaton Vance Management and a senior credit analyst on Eaton Vance's floating-rate loan team. She joined Eaton Vance in 2019.

Sarah began her career in the investment management industry in 2007. Before joining Eaton Vance, she was a senior vice president and senior credit analyst at Apex Credit Partners. Previously, she was a vice president in leveraged finance portfolio management and underwriting at Jeffries Finance and an analyst in leveraged finance portfolio management at Royal Bank of Scotland.

Sarah earned a B.S. from Boston College.

Education

- B.S. Boston College

Experience

- Managed Fund since 2022

Other funds managed

- [Floating-Rate Income Trust](#)
- [Senior Income Trust](#)



Andrew N. Sveen, CFA

Managing Director, Chairman of MSIM
Fixed Income and Head of Floating-Rate
Loans
Joined Eaton Vance 1999

Biography

Andrew Sveen is the Chairman of MSIM Fixed Income. In addition, he is the Head of Floating-Rate Loans and a portfolio manager on the Floating-Rate Loans team. He is responsible for buy and sell decisions, portfolio construction, and risk management for the firm's floating-rate loan strategies. He joined Eaton Vance in 1999. Morgan Stanley acquired Eaton Vance in March 2021.

Andrew began his career in the investment industry in 1995. Previously at Eaton Vance, he was a Director within Loan Trading and Capital Markets. Before joining Eaton Vance, he worked as a corporate lending officer at State Street Bank.

Andrew earned a B.A. from Dartmouth College and an M.B.A. from the William E. Simon School at the University of Rochester. He also holds the Chartered Financial Analyst designation. Andrew serves as a member of the Board of Directors of the Loan Syndications and Trading Association (LSTA).

Education

- B.A. Dartmouth College
- M.B.A. University of Rochester

Experience

- Managed Fund since 2019

Other funds managed

- [Floating-Rate Income Trust](#)
- [Senior Income Trust](#)

Catherine McDermott
Managing Director, Portfolio Manager
Joined Eaton Vance 2000

Biography

Catherine McDermott is a Portfolio Manager on the Floating-Rate Loan team. She is responsible for buy and sell decisions, portfolio construction and risk management for the firm's floating-rate loan strategies. Her focus is primarily on the automotive industry in addition to casinos, general industrial, theaters, packaging and consumer products. She joined Eaton Vance in 2000. Morgan Stanley acquired Eaton Vance in March 2021.

Catherine began her career in the investment management industry in 1988. Before joining Eaton Vance, she was a principal at Cypress Tree Investment Management and a vice president of corporate underwriting and research at Financial Security Assurance Inc.

Catherine earned a B.A., summa cum laude, from Boston College.

Education

- B.A. Boston College

Experience

- Managed Fund since 2019

Other funds managed

- [Floating-Rate Income Trust](#)
- [Limited Duration Income Fund](#)
- [Senior Income Trust](#)
- [Short Duration Diversified Income Fund](#)



Daniel P. McElaney, CFA
Executive Director, Portfolio Manager
Joined Eaton Vance 2004

Biography

Daniel McElaney is a portfolio manager and Senior Credit Analyst on the Floating-Rate Loans team. He is responsible for buy and sell decisions, portfolio construction and risk management for the team's floating-rate loan strategies. He also focuses on coverage of the chemicals, business services, building materials and industrial equipment sectors. He joined Eaton Vance in 2004. Morgan Stanley acquired Eaton Vance in March 2021.

Daniel began his career in the investment management industry in 2002. Before joining Eaton Vance, he was affiliated with Investors Bank & Trust.

Daniel earned a B.S. from Babson College. He is a member of the CFA Society Boston and is a CFA charterholder.

Education

- B.S. Babson College

Experience

- Managed Fund since 2019

Other funds managed

- [Floating-Rate Income Trust](#)
- [Senior Income Trust](#)

Literature

Literature



Fact Sheet

[Download](#) - Last updated: Mar 31, 2024



Floating-Rate Loan Market Monitor

[Download](#) - Last updated: Mar 31, 2024



Annual Report

[Download](#) - Last updated: Oct 31, 2023



Prospectus

[Download](#) - Last updated: Mar 31, 2023



Q1 Holdings

[Download](#) - Last updated: Jan 31, 2024



Q3 Holdings

[Download](#) - Last updated: Jul 31, 2023



Holdings - Form N-PORT

[Download](#)



Information Concerning APS Auctions and Dividend Rates

[Download](#) - Last updated: May 17, 2024



Auction Preferred Shares Market Update

[Download](#) - Last updated: Jun 1, 2023



Distribution Dates and Amounts Announced for Eaton Vance Closed-End Funds

[Download](#) - Last updated: May 1, 2024



Distribution Dates and Amounts Announced for Eaton Vance Closed-End Funds

[Download](#) - Last updated: Apr 1, 2024



UNII Report

[Download](#) - Last updated: Mar 31, 2024



Distribution Dates and Amounts Announced for Eaton Vance Closed-End Funds

[Download](#) - Last updated: Mar 1, 2024



Distribution Dates and Amounts Announced for Eaton Vance Closed-End Funds

[Download](#) - Last updated: Feb 1, 2024



Eaton Vance Declares Early Monthly Distributions for Certain Eaton Vance Closed-End Funds

[Download](#) - Last updated: Dec 18, 2023



Distribution Dates and Amounts Announced for Eaton Vance Closed-End Funds

[Download](#) - Last updated: Dec 1, 2023



Distribution Dates and Amounts Announced for Eaton Vance Closed-End Funds

[Download](#) - Last updated: Nov 1, 2023



Distribution Dates and Amounts Announced for Eaton Vance Closed-End Funds

[Download](#) - Last updated: Oct 2, 2023



Distribution Dates and Amounts Announced for Eaton Vance Closed-End Funds

[Download](#) - Last updated: Sep 1, 2023



Distribution Dates and Amounts Announced for Eaton Vance Closed-End Funds

[Download](#) - Last updated: Aug 1, 2023



Distribution Dates and Amounts Announced for Eaton Vance Closed-End Funds

[Download](#) - Last updated: Jul 3, 2023



Distribution Dates and Amounts Announced for Eaton Vance Closed-End Funds

[Download](#) - Last updated: Jun 1, 2023



Distribution Dates and Amounts Announced for Eaton Vance Closed-End Funds

[Download](#) - Last updated: May 1, 2023



Distribution Dates and Amounts Announced for Eaton Vance Closed-End Funds

[Download](#) - Last updated: Apr 3, 2023



Distribution Dates and Amounts Announced for Eaton Vance Closed-End Funds

[Download](#) - Last updated: Mar 1, 2023



Eaton Vance Declares Early Monthly Distributions for Certain Eaton Vance Closed-End Funds

[Download](#) - Last updated: Dec 19, 2022



Distribution Dates and Amounts Announced for Eaton Vance Closed-End Funds

[Download](#) - Last updated: Dec 1, 2022



Distribution Dates and Amounts Announced for Eaton Vance Closed-End Funds

[Download](#) - Last updated: Nov 1, 2022



Distribution Dates and Amounts Announced for Eaton Vance Closed-End Funds

[Download](#) - Last updated: Oct 3, 2022



Distribution Dates and Amounts Announced for Eaton Vance Closed-End Funds

[Download](#) - Last updated: Sep 1, 2022



Distribution Dates and Amounts Announced for Eaton Vance Closed-End Funds

[Download](#) - Last updated: Aug 1, 2022



Distribution Dates and Amounts Announced for Eaton Vance Closed-End Funds

[Download](#) - Last updated: Jul 1, 2022



Distribution Dates and Amounts Announced for Eaton Vance Closed-End Funds

[Download](#) - Last updated: Jun 1, 2022



UNII Report

[Download](#) - Last updated: Sep 30, 2021



UNII Report

[Download](#) - Last updated: Aug 31, 2021



Eaton Vance Senior Floating-Rate Trust Announces Telephonic Annual Meeting of Shareholders on September 10, 2021

[Download](#) - Last updated: Aug 30, 2021



Certain Eaton Vance Closed-End Funds Announce Final Results of Tender Offers

[Download](#) - Last updated: Aug 3, 2021



Certain Eaton Vance Closed-End Funds Announce Preliminary Results of Tender Offers

[Download](#) - Last updated: Aug 2, 2021



UNII Report

[Download](#) - Last updated: Jul 31, 2021



UNII Report

[Download](#) - Last updated: Jun 30, 2021



Certain Eaton Vance Closed-End Funds Commence Tender Offers

[Download](#) - Last updated: Jun 29, 2021



UNII Report

[Download](#) - Last updated: May 31, 2021



Eaton Vance Senior Floating-Rate Trust Announces Results of Special Meeting of Shareholders

[Download](#) - Last updated: May 13, 2021



Eaton Vance Senior Floating-Rate Trust Announce Increased Initial Tender Offer and Additional Conditional Tender Offers

[Download](#) - Last updated: May 12, 2021



Adjournment of Special Meeting of Shareholders of Eaton Vance Senior Floating-Rate Trust

[Download](#) - Last updated: May 7, 2021



Adjournment of Special Meeting of Shareholders of Eaton Vance Senior Floating-Rate Trust

[Download](#) - Last updated: May 5, 2021



UNII Report

[Download](#) - Last updated: Apr 30, 2021



Adjournment of Special Meeting of Shareholders of Eaton Vance Senior Floating-Rate Trust

[Download](#) - Last updated: Apr 29, 2021



Results of Joint Special Shareholder Meeting of Eaton Vance Floating-Rate Income Trust, Eaton Vance New York Municipal Income Trust and Eaton Vance Senior Floating-Rate Trust

[Download](#) - Last updated: Apr 15, 2021



UNII Report

[Download](#) - Last updated: Mar 31, 2021



Results of Joint Special Shareholder Meeting of Eaton Vance Floating-Rate income Trust, Eaton Vance New York Municipal Income Trust and Eaton Vance Senior Floaintg-Rate Trust

[Download](#) - Last updated: Mar 24, 2021



Eaton Vance Floating-Rate Income Trust and Eaton Vance Senior Floating-Rate Trust Announce Conditional Tender Offers and Conditional Distribution Rate Increases; Eaton Vance New York Municipal Income Trust Announces Conditional Tender Offer

[Download](#) - Last updated: Mar 16, 2021



Results of Special Shareholder Meeting of Eaton Vance Floating-Rate Income Plus Fund (EFF) and Joint Special Shareholder Meeting of Eaton Vance Floating-Rate Income Trust (EFT), Eaton Vance New York Municipal Income Trust (EVY) and Eaton Vance Senior Floating-Rate Trust (EFR)

[Download](#) - Last updated: Mar 4, 2021



UNII Report

[Download](#) - Last updated: Feb 28, 2021



Results of Special Shareholder Meeting of Eaton Vance Floating-Rate 2022 Target Term Trust (EFL): Approval of Interim Agreements for Certain Other Closed-End Funds

[Download](#) - Last updated: Feb 23, 2021



Certain Eaton Vance Closed-End Funds Announce Adjournment of Joint Special Shareholder Meeting

[Download](#) - Last updated: Feb 16, 2021



UNII Report

[Download](#) - Last updated: Jan 31, 2021



Certain Eaton Vance Closed-End Funds Announce Results of Joint Special Shareholder Meeting

[Download](#) - Last updated: Jan 15, 2021



Eaton Vance Closed-End Funds Announce Institutional Shareholder Services, Inc.'s Recommendation to Approve the Funds' Investment Advisory Agreements

[Download](#) - Last updated: Jan 6, 2021



UNII Report

[Download](#) - Last updated: Dec 31, 2020




Postponement of Joint Special Meeting of Shareholders of Certain Eaton Vance Closed-End Funds and Notice that Such Special Meeting Will Be a Virtual Meeting

[Download](#) - Last updated: Dec 29, 2020



UNII Report

[Download](#) - Last updated: Nov 30, 2020



Eaton Vance Closed-End Funds Announce Board Approval of New Investment Advisory and Sub-Advisory Agreements

[Download](#) - Last updated: Nov 10, 2020



UNII Report

[Download](#) - Last updated: Oct 31, 2020



Eaton Vance Closed-End Funds Announce Record and Meeting Dates For Joint Special Meeting of Shareholders

[Download](#) - Last updated: Oct 29, 2020



UNII Report

[Download](#) - Last updated: Sep 30, 2020



UNII Report

[Download](#) - Last updated: Aug 31, 2020



UNII Report

[Download](#) - Last updated: Jul 31, 2020



Certain Eaton Vance Closed-End Funds Announce Telephonic Annual Meeting of Shareholders on August 13, 2020

[Download](#) - Last updated: Jul 27, 2020



UNII Report

[Download](#) - Last updated: Jun 30, 2020



UNII Report

[Download](#) - Last updated: May 31, 2020



UNII Report

[Download](#) - Last updated: Apr 30, 2020



UNII Report

[Download](#) - Last updated: Mar 31, 2020



UNII Report

[Download](#) - Last updated: Jan 31, 2020



UNII Report

[Download](#) - Last updated: Dec 31, 2019



UNII Report

[Download](#) - Last updated: Dec 17, 2019



UNII Report

[Download](#) - Last updated: Oct 31, 2019



UNII Report

[Download](#) - Last updated: Sep 30, 2019



UNII Report

[Download](#) - Last updated: Aug 31, 2019



UNII Report

[Download](#) - Last updated: Jul 31, 2019



UNII Report

[Download](#) - Last updated: Jun 30, 2019



UNII Report

[Download](#) - Last updated: May 31, 2019



UNII Report

[Download](#) - Last updated: Apr 30, 2019



UNII Report

[Download](#) - Last updated: Mar 31, 2019



UNII Report

[Download](#) - Last updated: Feb 28, 2019



Eaton Vance Management Announces Portfolio Management Teams for Certain Closed-End Funds

[Download](#) - Last updated: Feb 25, 2019



UNII Report

[Download](#) - Last updated: Jan 31, 2019



UNII Report

[Download](#) - Last updated: Dec 31, 2018



UNII Report

[Download](#) - Last updated: Nov 30, 2018



UNII Report

[Download](#) - Last updated: Oct 31, 2018



UNII Report

[Download](#) - Last updated: Sep 30, 2018



Eaton Vance Senior Floating-Rate Trust Announces Final Revised Results of Auction Preferred Shares Tender Offer

[Download](#) - Last updated: Sep 17, 2018



Eaton Vance Closed-End Funds Announce Final Results of Auction Preferred Shares Tender Offers

[Download](#) - Last updated: Sep 14, 2018



UNII Report

[Download](#) - Last updated: Aug 31, 2018



Eaton Vance Closed-End Funds Announce Tender Offers For Outstanding Auction Preferred Shares

[Download](#) - Last updated: Aug 16, 2018



UNII Report

[Download](#) - Last updated: Jul 31, 2018



UNII Report

[Download](#) - Last updated: Jun 30, 2018



Eaton Vance Closed-End Funds Announce Tender Offers for Outstanding Auction Preferred Shares

[Download](#) - Last updated: Jun 29, 2018



UNII Report

[Download](#) - Last updated: May 31, 2018



UNII Report

[Download](#) - Last updated: Apr 30, 2018



UNII Report

[Download](#) - Last updated: Mar 31, 2018



UNII Report

[Download](#) - Last updated: Feb 28, 2018



UNII Report

[Download](#) - Last updated: Jan 31, 2018



Eaton Vance Management Announces Portfolio Managers of Eaton Vance Senior Floating-Rate Trust

[Download](#) - Last updated: Jan 31, 2018



Closed-End Fund Earnings Undistributed Net Income Information

[Download](#) - Last updated: Dec 31, 2017



Closed-End Fund Earnings Undistributed Net Income Information

[Download](#) - Last updated: Nov 30, 2017



Closed-End Fund Earnings Undistributed Net Income Information

[Download](#) - Last updated: Oct 31, 2017



Closed-End Fund Earnings Undistributed Net Income Information

[Download](#) - Last updated: Sep 30, 2017



Closed-End Fund Earnings Undistributed Net Income Information

[Download](#) - Last updated: Aug 31, 2017



Closed-End Fund Earnings Undistributed Net Income Information

[Download](#) - Last updated: Jul 31, 2017



Closed-End Fund Earnings Undistributed Net Income Information

[Download](#) - Last updated: Jun 30, 2017



Closed-End Fund Earnings Undistributed Net Income Information

[Download](#) - Last updated: May 31, 2017



Distribution Dates and Amounts Announced for Eaton Vance Closed-End Funds

[Download](#) - Last updated: May 1, 2017



Closed-End Fund Earnings Undistributed Net Income Information

[Download](#) - Last updated: Apr 30, 2017



Distribution Dates and Amounts Announced for Eaton Vance Closed-End Funds

[Download](#) - Last updated: Apr 3, 2017



Closed-End Fund Earnings Undistributed Net Income Information

[Download](#) - Last updated: Mar 31, 2017



Closed-End Fund Earnings Undistributed Net Income Information

[Download](#) - Last updated: Feb 28, 2017



Closed-End Fund Earnings Undistributed Net Income Information

[Download](#) - Last updated: Jan 31, 2017



Closed-End Fund Earnings Undistributed Net Income Information

[Download](#) - Last updated: Dec 31, 2016



Closed-End Fund Earnings Undistributed Net Income Information

[Download](#) - Last updated: Nov 30, 2016



Closed-End Fund Earnings Undistributed Net Income Information

[Download](#) - Last updated: Oct 31, 2016



Closed-End Fund Earnings Undistributed Net Income Information

[Download](#) - Last updated: Sep 30, 2016



Eaton Vance Bank Loan Closed-End Funds Announce Final Results of Auction Preferred Shares Tender Offers

[Download](#) - Last updated: Sep 23, 2016



Closed-End Fund Earnings Undistributed Net Income Information

[Download](#) - Last updated: Aug 31, 2016



Eaton Vance Bank Loan Closed-End Funds Announce Tender Offers for Outstanding Auction Preferred Shares

[Download](#) - Last updated: Aug 25, 2016



Closed-End Fund Earnings Undistributed Net Income Information

[Download](#) - Last updated: Jul 31, 2016



Eaton Vance Bank Loan Closed End Funds Announce Tender Offers for Outstanding Auction Preferred Shares

[Download](#) - Last updated: Jun 30, 2016



Closed-End Fund Earnings Undistributed Net Income Information

[Download](#) - Last updated: Jun 30, 2016



Closed-End Fund Earnings Undistributed Net Income Information

[Download](#) - Last updated: May 31, 2016



Closed-End Fund Earnings Undistributed Net Income Information

[Download](#) - Last updated: Apr 30, 2016



Closed-End Fund Earnings Undistributed Net Income Information

[Download](#) - Last updated: Mar 31, 2016



Closed-End Fund Earnings Undistributed Net Income Information

[Download](#) - Last updated: Feb 29, 2016



Closed-End Fund Earnings Undistributed Net Income Information

[Download](#) - Last updated: Dec 31, 2015



Closed-End Fund Earnings Undistributed Net Income Information

[Download](#) - Last updated: Oct 31, 2015



Eaton Vance Closed-End Funds Adopt Share Repurchase Programs

[Download](#) - Last updated: Nov 15, 2013



Moody's Downgrades

[Download](#) - Last updated: Jul 17, 2012



Eaton Vance Floating-Rate Income Trust, Eaton Vance Senior Floating-Rate Trust & Eaton Vance Senior Income Trust Approve Change in Investment Policies

[Download](#) - Last updated: May 20, 2011



SAI

[Download](#) - Last updated: Mar 31, 2023



Section 16 Filings - www.sec.gov

[Download](#) - Last updated: Jun 30, 2011



Semi-Annual Report

[Download](#) - Last updated: Apr 30, 2023



HEADQUARTERS

One Post Office Square
Boston, MA 02110

Investments

[Eaton Vance Funds](#)

[Parametric Funds](#)

[Calvert Funds](#)

[Separately Managed Accounts](#)

[Closed-End Funds and Term Trusts](#)

Insights

[Advisory Blog](#)

[The BEAT](#)

[Market Update Events](#) 

[The Advisor Institute](#)

Taxes & Tools

[Investment Tax Center](#)

[Tax Information](#)

[Investment Tax Calculator](#)

[Laddered Investing Interest Rate](#)

[Scenario Tool](#)

[Concentrated Stock Position
Calculator](#)

[Tax-Equivalent Yield Calculator](#)

Resources

[Forms & E-Delivery](#)

[Mutual Funds & Unclaimed
Property](#)

[DST Vision](#)

[Active Advisor](#)

[Corporate Filings](#)

[Annual Reports](#)

[Press Releases](#)

[Diversity and Inclusion](#)

[Accessibility](#) | [Business Continuity](#) | [Privacy & Cookies](#) | [Your Privacy Choices](#)  | [Terms & Conditions](#) | [Careers](#) | [Contact](#) |
[Investor Account Access](#) | [Morgan Stanley Investment Management Terms of Use](#)

To report a website vulnerability, please go to [Responsible Disclosure](#).

Eaton Vance is part of Morgan Stanley Investment Management, the asset management division of Morgan Stanley.

For USA PATRIOT Act Disclosure Notice please click [here](#).

 This image indicates content designed specifically for Financial Advisors / Investment Professionals. This material is not to be used with the public.

Before investing in any Eaton Vance, Calvert or Morgan Stanley Investment Management Inc.-advised fund, prospective investors should consider carefully the investment objective(s), risks, and charges and expenses. Read the prospectus carefully before you invest or send money. For **open-end mutual funds**, the current prospectus contains this and other information. To obtain an **open-end mutual fund** prospectus or summary prospectus and the most recent annual and semiannual shareholder reports, contact your financial advisor or [download a copy here](#). For **closed-end funds**, you should contact your financial advisor. To obtain the most recent annual and semi-annual shareholder report for a closed-end fund contact your financial advisor or [download a copy here](#). To obtain an **exchange-traded fund**, ("ETF") prospectus or summary prospectus, contact your financial advisor or [download a copy here](#).

Before purchasing any **variable product**, consider the objectives, risks, charges, and expenses associated with the underlying investment option(s) and those of the product itself. For a prospectus containing this and other information, contact your investment or insurance professional. Read the prospectus carefully before investing.

NOT FDIC INSURED | OFFER NO BANK GUARANTEE | MAY LOSE VALUE | NOT INSURED BY ANY FEDERAL GOVERNMENT AGENCY | NOT A DEPOSIT

Eaton Vance does not provide tax or legal advice. Prospective investors should consult with a tax or legal advisor before making any investment decision. The information on this Web page is for U.S. residents only and does not constitute an offer to sell, or a solicitation of an offer to purchase, securities in any jurisdiction to any person to whom it is not lawful to make such an offer.