



# Risk-Managed Diversified Equity Income Fund

**ETJ**

Symbol

**\$9.15** ▲\$0.00

NAV as of May 17, 2024

**\$8.45** ▼\$-0.01

MKT as of May 17, 2024

**-7.65%**Premium/Discount  
as of May 17, 2024**Fact Sheet**

Mar 31, 2024

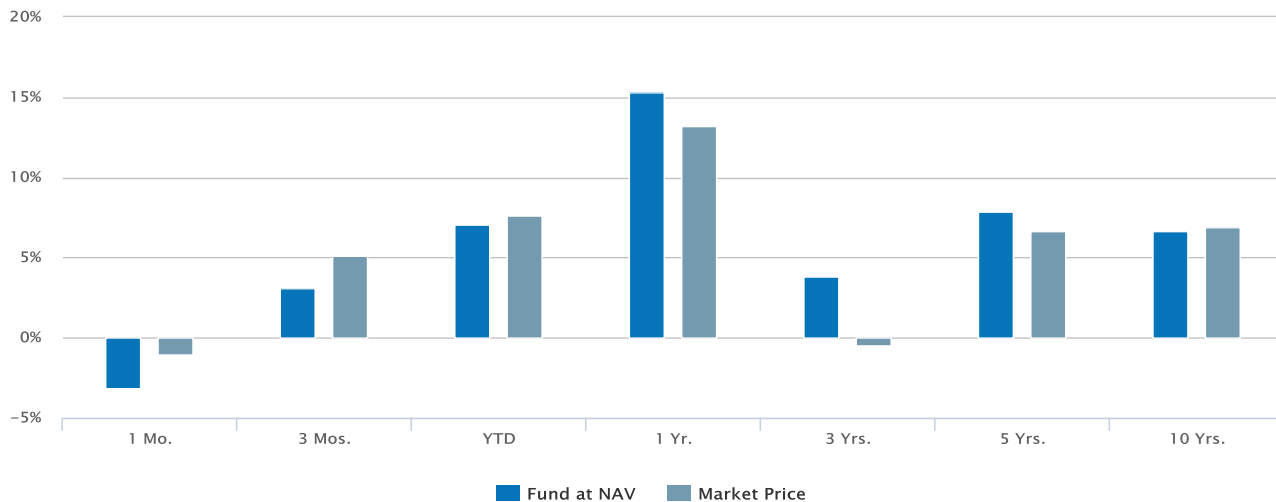
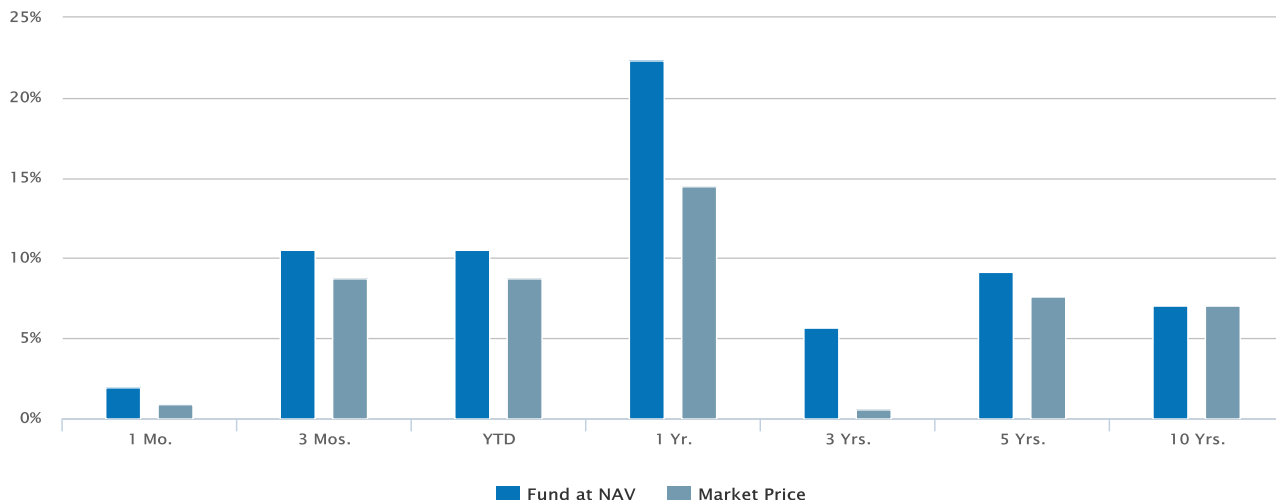
**Commentary**

Mar 31, 2024

## Overview

## Historical Returns (%)

as of Mar 31, 2024

**04/30/2024****03/31/2024****04/30/2024**

<b>Fund at NAV</b>	-3.17	3.11	7.02	15.31	3.85	7.88	6.65
<b>Market Price</b>	-1.03	5.12	7.63	13.18	-0.47	6.63	6.90

03/31/2024							
Fund at NAV	1.91	10.52	10.52	22.30	5.70	9.16	7.00
Market Price	0.93	8.75	8.75	14.47	0.58	7.64	7.03

Past performance is no guarantee of future results. Investment return and principal value will fluctuate so that shares, when sold, may be worth more or less than their original cost. Performance is for the stated time period only; due to market volatility, the Fund's current performance may be lower or higher than quoted. The Fund's performance at market price will differ from its results at NAV. Returns are historical and are calculated by determining the percentage change in net asset value or market price (as applicable) with all distributions reinvested and includes management fees and other expenses. Until the reinvestment of Fund distributions is completed, returns are calculated using the lower of the net asset value or market price of the shares on the distribution ex date. Once the reinvestment is complete, returns are calculated using the average reinvestment price. Performance less than or equal to one year is cumulative.

The Fund has adopted a policy to pay common shareholders a stable monthly distribution, and may pay distributions consisting of amounts characterized for federal income tax purposes as qualified and non-qualified ordinary dividends, capital gains distributions and nondividend distributions, also known as return of capital. There is no assurance that the Fund will always be able to pay distributions of a particular size. [Click here for more information.](#)

## Distribution Rates<sup>1,2</sup>

as of May 17, 2024

Distribution Rate at NAV	8.54%
Distribution Rate at Market Price	9.24%

## Fund Facts

as of Apr 30, 2024

Performance Inception	07/31/2007
Investment Objective	Current income and gains
Total Net Assets	\$594.3M
CUSIP	27829G106

## Expense Ratios (%)

as of Annual Report dated 12/31/2023

Management Fees	1.00
Other Expenses	0.13
Total Expenses	1.13

## Portfolio Management

<a href="#">Charles Gaffney</a>	<a href="#">Managed Fund since 2023</a>
<a href="#">Douglas R. Rogers, CFA, CMT</a>	<a href="#">Managed Fund since 2023</a>

The information contained herein is provided for informational purposes only and does not constitute a solicitation of an offer to buy or sell Fund shares. Common shares of the Fund are only available for purchase and sale at current market price on a stock exchange. There is no assurance that the Fund will achieve its investment objective. The Fund is subject to numerous risks, including investment risks. Shares of closed-end funds often trade at a discount from their net asset value. The Fund is not a complete investment program and you may lose money investing in the Fund. An investment in the Fund may not be appropriate for all investors. Investors should review and consider carefully the Fund's investment objective, risks, charges and expenses.

The premium/discount is calculated as [(market price/NAV)-1].

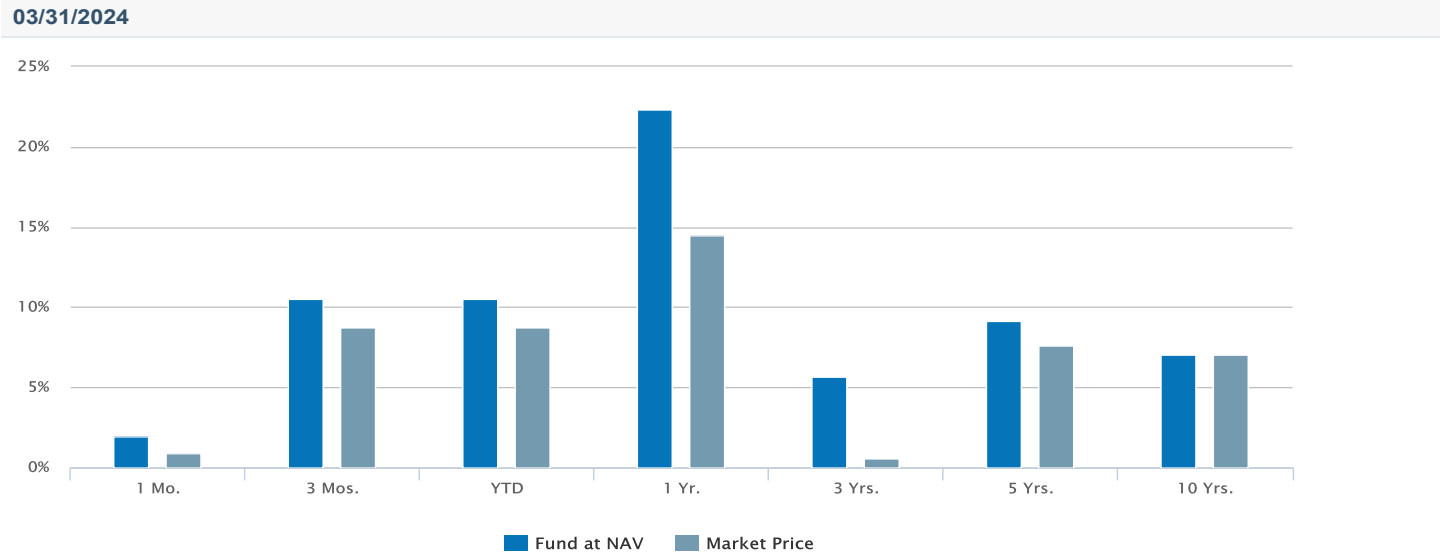
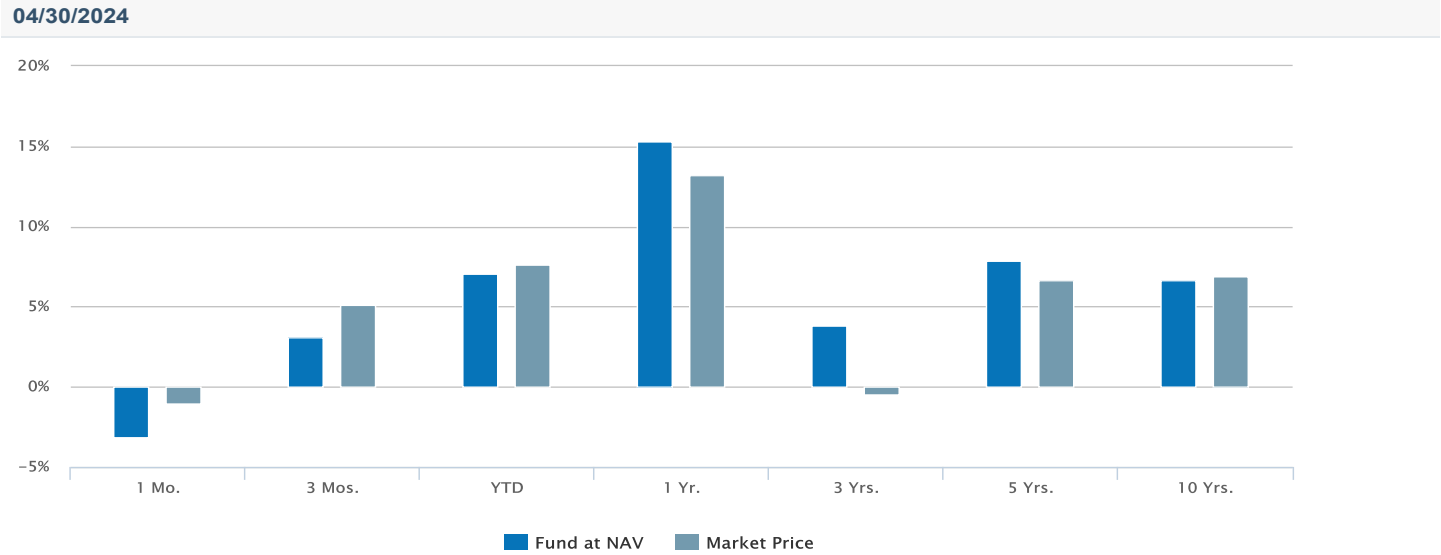
Links to Morningstar Fact Sheet and CEF Connect: By clicking on the link from this page to the Morningstar fact sheet or CEF Connect, you will leave the Eaton Vance website. Eaton Vance is not responsible for the content of any such third-party website. See "Terms and Conditions" below.

1. Distribution Rate at NAV and Market Price is calculated by dividing the last distribution paid per share (annualized) by NAV or market price, respectively. A Fund's distributions in any period may be more or less than the net return earned by the Fund on its investments, and therefore should not be used as a measure of performance or confused with "yield" or "income."

2. The Fund has adopted a policy to pay common shareholders a stable monthly distribution, and may pay distributions consisting of amounts characterized for federal income tax purposes as qualified and non-qualified ordinary dividends, capital gains distributions and non-dividend distributions, also known as return of capital.

# Historical Returns (%)

as of Mar 31, 2024



04/30/2024								
Fund at NAV	-3.17	3.11	7.02	15.31	3.85	7.88	6.65	
Market Price	-1.03	5.12	7.63	13.18	-0.47	6.63	6.90	
03/31/2024								
Fund at NAV	1.91	10.52	10.52	22.30	5.70	9.16	7.00	
Market Price	0.93	8.75	8.75	14.47	0.58	7.64	7.03	

Past performance is no guarantee of future results. Investment return and principal value will fluctuate so that shares, when sold, may be worth more or less than their original cost. Performance is for the stated time period only; due to market volatility, the Fund's current performance may be lower or higher than quoted. The Fund's performance at market price will differ from its results at NAV. Returns are historical and are calculated by determining the percentage change in net asset value or market price (as applicable) with all distributions reinvested and includes management fees and other expenses. Until the reinvestment of Fund distributions is completed, returns are calculated using the lower of the net asset value or market price of the shares on the distribution ex date. Once the reinvestment is complete, returns are calculated using the average reinvestment price. Performance less than or equal to one year is cumulative.

The Fund has adopted a policy to pay common shareholders a stable monthly distribution, and may pay distributions consisting of amounts characterized for federal income tax purposes as qualified and non-qualified ordinary dividends, capital gains distributions and nondividend distributions, also known as return of capital. There is no assurance that the Fund will always be able to pay distributions of a particular size. [Click here for more information.](#)

# Calendar Year Returns (%)

	2014	2015	2016	2017	2018	2019	2020	2021	2022	2023
Fund at NAV	4.49	2.76	0.60	11.66	-2.13	15.18	18.78	12.35	-14.93	15.94
Market Price	4.25	5.93	-0.88	18.82	-7.06	26.82	22.33	12.47	-22.46	14.05

## Fund Facts

Performance Inception	07/31/2007
-----------------------	------------

## Distribution Rates<sup>1,2</sup>

as of May 17, 2024

Distribution Rate at NAV	8.54%
Distribution Rate at Market Price	9.24%

## Distribution History<sup>3,4</sup>

Ex-Date	Distribution	Reinvest Price
Apr 22, 2024	\$0.06510	
Mar 20, 2024	\$0.05790	
Feb 21, 2024	\$0.05790	
Jan 22, 2024	\$0.05790	
Dec 21, 2023	\$0.05790	
Nov 21, 2023	\$0.05790	
Oct 20, 2023	\$0.05790	
Sep 21, 2023	\$0.05790	
Aug 21, 2023	\$0.05790	
Jul 21, 2023	\$0.05790	

[View All](#)

No records in this table indicates that there has not been a distribution greater than .0001 within the past 3 years.

## Tax Character of Distributions

### Ordinary Dividends

	Non-Qualified	Qualified	Total	Capital Gain Distributions	Nondividend Distributions	Total Distributions
Distributions (\$)						
2023	\$0.00	\$0.02	\$0.02	\$0.62	\$0.05	\$0.69
2022	\$0.00	\$0.03	\$0.03	\$0.55	\$0.29	\$0.88
2021	\$0.00	\$0.04	\$0.04	\$0.09	\$0.78	\$0.91
2020	\$0.00	\$0.08	\$0.08	\$0.19	\$0.64	\$0.91
2019	\$0.00	\$0.07	\$0.07	\$0.00	\$0.85	\$0.91

**Ordinary Dividends**

	Non-Qualified	Qualified	Total	Capital Gain Distributions	Nondividend Distributions	Total Distributions
<b>2018</b>	\$0.33	\$0.15	\$0.48	\$0.00	\$0.43	\$0.91
<b>2017</b>	\$0.77	\$0.18	\$0.95	\$0.00	\$0.00	\$0.95
<b>2016</b>	\$0.00	\$0.09	\$0.09	\$0.00	\$1.03	\$1.12
<b>2015</b>	\$0.81	\$0.31	\$1.12	\$0.00	\$0.00	\$1.12
<b>2014</b>	\$0.93	\$0.19	\$1.12	\$0.00	\$0.00	\$1.12
<b>2013</b>	\$0.00	\$0.10	\$0.10	\$0.00	\$1.02	\$1.12
<b>2012</b>	\$0.00	\$0.13	\$0.13	\$0.00	\$1.03	\$1.16
<b>2011</b>	\$0.00	\$0.08	\$0.08	\$0.00	\$1.20	\$1.28
<b>2010</b>	\$0.00	\$0.11	\$0.11	\$0.00	\$1.69	\$1.80
<b>2009</b>	\$0.00	\$0.16	\$0.16	\$0.01	\$1.63	\$1.80
<b>2008</b>	\$0.17	\$0.31	\$0.48	\$1.32	\$0.00	\$1.80
<b>2007</b>	\$0.04	\$0.15	\$0.19	\$0.26	\$0.00	\$0.45
<b>Distributions (%)</b>						
<b>2023</b>	0.00%	2.95%	2.95%	89.77%	7.28%	100.00%
<b>2022</b>	0.00%	3.78%	3.78%	62.68%	33.55%	100.00%
<b>2021</b>	0.00%	4.87%	4.87%	10.10%	85.03%	100.00%
<b>2020</b>	0.00%	8.82%	8.82%	21.27%	69.92%	100.00%
<b>2019</b>	0.00%	7.19%	7.19%	0.00%	92.81%	100.00%
<b>2018</b>	36.53%	16.74%	53.27%	0.00%	46.73%	100.00%
<b>2017</b>	81.48%	18.52%	100.00%	0.00%	0.00%	100.00%
<b>2016</b>	0.00%	8.33%	8.33%	0.00%	91.67%	100.00%
<b>2015</b>	72.23%	27.77%	100.00%	0.00%	0.00%	100.00%
<b>2014</b>	82.92%	17.08%	100.00%	0.00%	0.00%	100.00%
<b>2013</b>	0.00%	8.76%	8.76%	0.00%	91.24%	100.00%
<b>2012</b>	0.00%	11.16%	11.16%	0.00%	88.84%	100.00%
<b>2011</b>	0.00%	5.97%	5.97%	0.00%	94.03%	100.00%
<b>2010</b>	0.00%	6.25%	6.25%	0.00%	93.75%	100.00%
<b>2009</b>	0.00%	8.80%	8.80%	0.47%	90.73%	100.00%
<b>2008</b>	9.33%	17.06%	26.39%	73.61%	0.00%	100.00%
<b>2007</b>	8.60%	33.65%	42.25%	57.75%	0.00%	100.00%

The information contained herein is provided for informational purposes only and does not constitute a solicitation of an offer to buy or sell Fund shares. Common shares of the Fund are only available for purchase and sale at current market price on a stock exchange. There is no assurance that the Fund will achieve its investment objective. The Fund is subject to numerous risks, including investment risks. Shares of closed-end funds often trade at a discount from their net asset value. The Fund is not a complete investment program and you may lose money investing in the Fund. An investment in the Fund may not be appropriate for all investors. Investors should review and consider carefully the Fund's investment objective, risks, charges and expenses.

The premium/discount is calculated as [(market price/NAV)-1].

Links to Morningstar Fact Sheet and CEF Connect: By clicking on the link from this page to the Morningstar fact sheet or CEF Connect, you will leave the Eaton Vance website. Eaton Vance is not responsible for the content of any such third-party website. See “Terms and Conditions” below.

- 1. Distribution Rate at NAV and Market Price is calculated by dividing the last distribution paid per share (annualized) by NAV or market price, respectively. A Fund’s distributions in any period may be more or less than the net return earned by the Fund on its investments, and therefore should not be used as a measure of performance or confused with "yield" or "income."
- 2. The Fund has adopted a policy to pay common shareholders a stable monthly distribution, and may pay distributions consisting of amounts characterized for federal income tax purposes as qualified and non-qualified ordinary dividends, capital gains distributions and non-dividend distributions, also known as return of capital.
- 3. See “Tax Character of Distributions”. For information about any distributions in the current year estimated to include non-dividend distributions or capital gains, please refer to [Eaton Vance Closed-End Fund Distribution Notices \(19a\)](#).
- 4. The Fund has adopted a policy to pay common shareholders a stable monthly distribution. In an effort to maintain a stable distribution amount, the Fund may pay distributions consisting of amounts characterized for federal income tax purposes as qualified and non-qualified ordinary dividends, capital gains distributions and nondividend distributions, also known as return of capital. A nondividend or return of capital distribution may include, for example, a return of some or all of the money that an investor invested in Fund shares, which can cause the Fund's NAV to erode. There is no assurance that the Fund will always be able to pay distributions of a particular size.

Portfolio

Fund Holdings (%)<sup>5,6</sup>

as of Mar 31, 2024

Holding	% of Net Assets
Microsoft Corp	8.75%
NVIDIA Corp	6.12%
Apple Inc	5.63%
Amazon.com Inc	5.00%
Alphabet Inc - CL C	3.93%
Meta Platforms Inc	3.11%
AbbVie Inc	2.91%
Visa Inc	2.51%
Eli Lilly & Co	2.33%
Walmart Inc	2.33%

[View All](#)

The information contained herein is provided for informational purposes only and does not constitute a solicitation of an offer to buy or sell Fund shares. Common shares of the Fund are only available for purchase and sale at current market price on a stock exchange. There is no assurance that the Fund will achieve its investment objective. The Fund is subject to numerous risks, including investment risks. Shares of closed-end funds often trade at a discount from their net asset value. The Fund is not a complete investment program and you may lose money investing in the Fund. An investment in the Fund may not be appropriate for all investors. Investors should review and consider carefully the Fund’s investment objective, risks, charges and expenses.

The premium/discount is calculated as [(market price/NAV)-1].

Links to Morningstar Fact Sheet and CEF Connect: By clicking on the link from this page to the Morningstar fact sheet or CEF Connect, you will leave the Eaton Vance website. Eaton Vance is not responsible for the content of any such third-party website. See “Terms and Conditions” below.

5. Percent of total net assets.  
6. The following list reflects unaudited securities holdings. Holdings information may differ if presented as of trade date. Due to rounding, holdings of less than 0.005% may show as 0.00%. Portfolio information subject to change due to active management.



**Charles Gaffney**  
Managing Director, Portfolio Manager

### Biography

Charlie is a managing director of Morgan Stanley and a portfolio manager on the Eaton Vance Core/Growth team. He is responsible for buy and sell decisions, portfolio construction and risk management for a number of Eaton Vance U.S. core equity strategies. He is a member of the Eaton Vance Equity Strategy Committee. He is also a vice president and portfolio manager for Calvert Research and Management. He joined Eaton Vance in 2003. Morgan Stanley acquired Eaton Vance in March 2021.

Charlie began his career in the investment management industry in 1996. Before joining Eaton Vance, he was a sector portfolio manager with Brown Brothers Harriman and a senior equity analyst with Morgan Stanley Dean Witter.

Charlie earned a B.A. from Bowdoin College and an MBA from Fordham University.

---

### Education

- B.A. Bowdoin College
- M.B.A. Graduate School of Business, Fordham University

### Experience

- Managed Fund since 2023

### Other funds managed

- [Enhanced Equity Income Fund](#)
  - [Tax-Managed Buy-Write Income Fund](#)
  - [Tax-Managed Buy-Write Opportunities Fund](#)
  - [Tax-Managed Diversified Equity Income Fund](#)
  - [Tax-Managed Global Buy-Write Opportunities Fund](#)
- 



**Douglas R. Rogers, CFA, CMT**  
Executive Director, Portfolio Manager  
Joined Eaton Vance 2001

### Biography

Doug is an executive director of Morgan Stanley and a portfolio manager on the Eaton Vance Core/Growth team. He is responsible for buy and sell decisions, portfolio construction and risk management for Eaton Vance growth equity strategies. In addition, he covers the information technology and communication services sectors. He joined Eaton Vance in 2001. Morgan Stanley acquired Eaton Vance in March 2021.

Doug served as a nuclear submarine officer in the United States Navy prior to beginning his career in the investment management industry in 1999. Before joining Eaton Vance, he was a research analyst with Endeca Technologies Inc.

Doug earned a B.S. from the United States Naval Academy and an MBA from Harvard Business School. He holds the Chartered Market Technician (CMT®) designation and is a CFA charterholder.

---

### Education

- B.S. United States Naval Academy
- M.B.A. Harvard University

### Experience

- Managed Fund since 2023

---

### Other funds managed

- [Enhanced Equity Income Fund](#)
  - [Enhanced Equity Income Fund II](#)
  - [Tax-Managed Buy-Write Income Fund](#)
  - [Tax-Managed Buy-Write Opportunities Fund](#)
  - [Tax-Managed Diversified Equity Income Fund](#)
  - [Tax-Managed Global Buy-Write Opportunities Fund](#)
-

## Literature



### Fact Sheet

[Download](#) - Last updated: Mar 31, 2024



### Commentary

[Download](#) - Last updated: Mar 31, 2024



### Report of Organizational Actions Affecting Basis of Securities

[Download](#) - Last updated: Jan 21, 2021



### Report of Organizational Actions Affecting Basis of Securities

[Download](#) - Last updated: Jan 15, 2020



### Annual Report

[Download](#) - Last updated: Dec 31, 2023



### Equity Option Closed-End Fund Guide

[Download](#) - Last updated: Mar 31, 2024



### Full Prospectus

[Download](#) - Last updated: Nov 12, 2021



### Q1 Holdings

[Download](#) - Last updated: Mar 31, 2023



### Q3 Holdings

[Download](#) - Last updated: Sep 30, 2023



### Holdings - Form N-PORT

[Download](#)



### Return of Capital Distributions Demystified

[Download](#) - Last updated: Mar 7, 2024



### Eaton Vance Announces Updated Results of Closed-End Fund Share Repurchase Programs

[Download](#) - Last updated: Jan 9, 2014



### Eaton Vance Risk-Managed Diversified Equity Income Fund Announces Conditional Tender Offer

[Download](#) - Last updated: Nov 14, 2013



### Distribution Dates and Amounts Announced for Eaton Vance Closed-End Funds

[Download](#) - Last updated: May 1, 2024



### Eaton Vance Closed-End Funds Release Estimated Sources Of Distributions

[Download](#) - Last updated: Apr 30, 2024



### Distribution Dates and Amounts Announced for Eaton Vance Closed-End Funds

[Download](#) - Last updated: Apr 1, 2024



### Eaton Vance Closed-End Funds Release Estimated Sources Of Distributions



[Download](#) - Last updated: Mar 28, 2024

---



## Distribution Dates and Amounts Announced for Eaton Vance Closed-End Funds

[Download](#) - Last updated: Mar 1, 2024

---



## Eaton Vance Closed-End Funds Release Estimated Sources Of Distributions

[Download](#) - Last updated: Feb 29, 2024

---



## Distribution Dates and Amounts Announced for Eaton Vance Closed-End Funds

[Download](#) - Last updated: Feb 1, 2024

---



## Eaton Vance Closed-End Funds Release Estimated Sources Of Distributions

[Download](#) - Last updated: Jan 31, 2024

---



## Distribution Dates and Amounts Announced for Eaton Vance Closed-End Funds

[Download](#) - Last updated: Jan 2, 2024

---



## Eaton Vance Closed-End Funds Release Estimated Sources Of Distributions

[Download](#) - Last updated: Dec 29, 2023

---



## Distribution Dates and Amounts Announced for Eaton Vance Closed-End Funds

[Download](#) - Last updated: Dec 1, 2023

---



## Eaton Vance Closed-End Funds Release Estimated Sources Of Distributions

[Download](#) - Last updated: Nov 30, 2023

---



## Distribution Dates and Amounts Announced for Eaton Vance Closed-End Funds

[Download](#) - Last updated: Nov 1, 2023

---



## Eaton Vance Closed-End Funds Release Estimated Sources Of Distributions

[Download](#) - Last updated: Oct 31, 2023

---



## Distribution Dates and Amounts Announced for Eaton Vance Closed-End Funds

[Download](#) - Last updated: Oct 2, 2023

---



## Distribution Dates and Amounts Announced for Eaton Vance Closed-End Funds

[Download](#) - Last updated: Sep 1, 2023

---



## Eaton Vance Closed-End Funds Release Estimated Sources Of Distributions

[Download](#) - Last updated: Aug 31, 2023

---



## Distribution Dates and Amounts Announced for Eaton Vance Closed-End Funds

[Download](#) - Last updated: Aug 1, 2023

---



## Eaton Vance Closed-End Funds Release Estimated Sources Of Distributions

[Download](#) - Last updated: Jul 31, 2023

---



## Distribution Dates and Amounts Announced for Eaton Vance Closed-End Funds

[Download](#) - Last updated: Jul 3, 2023

---



## Eaton Vance Closed-End Funds Release Estimated Sources Of Distributions

[Download](#) - Last updated: Jun 30, 2023

---



## Distribution Dates and Amounts Announced for Eaton Vance Closed-End Funds

[Download](#) - Last updated: Jun 1, 2023

---



## Eaton Vance Closed-End Funds Release Estimated Sources Of Distributions

[Download](#) - Last updated: May 31, 2023

---



## Distribution Dates and Amounts Announced for Eaton Vance Closed-End Funds

[Download](#) - Last updated: May 1, 2023

---



## Eaton Vance Closed-End Funds Release Estimated Sources Of Distributions

[Download](#) - Last updated: Apr 28, 2023

---



## Distribution Dates and Amounts Announced for Eaton Vance Closed-End Funds

[Download](#) - Last updated: Apr 3, 2023

---



## Eaton Vance Closed-End Funds Release Estimated Sources Of Distributions

[Download](#) - Last updated: Mar 31, 2023

---



## Distribution Dates and Amounts Announced for Eaton Vance Closed-End Funds

[Download](#) - Last updated: Mar 1, 2023

---



## Eaton Vance Closed-End Funds Release Estimated Sources Of Distributions

[Download](#) - Last updated: Feb 28, 2023

---



## Eaton Vance Closed-End Funds Release Estimated Sources of Distribution

[Download](#) - Last updated: Jan 31, 2023

---



## Distribution Dates and Amounts Announced for Eaton Vance Closed-End Funds

[Download](#) - Last updated: Jan 3, 2023

---



## Eaton Vance Closed-End Funds Release Estimated Sources of Distribution

[Download](#) - Last updated: Dec 30, 2022

---



## Distribution Dates and Amounts Announced for Eaton Vance Closed-End Funds

[Download](#) - Last updated: Dec 1, 2022

---



## Eaton Vance Closed-End Funds Release Estimated Sources of Distribution

[Download](#) - Last updated: Nov 30, 2022

---



## Distribution Dates and Amounts Announced for Eaton Vance Closed-End Funds

[Download](#) - Last updated: Nov 1, 2022

---



## Eaton Vance Closed-End Funds Release Estimated Sources of Distribution

[Download](#) - Last updated: Oct 31, 2022

---



## Distribution Dates and Amounts Announced for Eaton Vance Closed-End Funds

[Download](#) - Last updated: Oct 3, 2022

---



## Eaton Vance Closed-End Funds Release Estimated Sources of Distribution

[Download](#) - Last updated: Sep 30, 2022

---



## Distribution Dates and Amounts Announced for Eaton Vance Closed-End Funds

[Download](#) - Last updated: Sep 1, 2022

---



## Eaton Vance Closed-End Funds Release Estimated Sources of Distribution

[Download](#) - Last updated: Aug 31, 2022

---



## Distribution Dates and Amounts Announced for Eaton Vance Closed-End Funds

[Download](#) - Last updated: Aug 1, 2022

---



## Eaton Vance Closed-End Funds Release Estimated Sources of Distribution

[Download](#) - Last updated: Jul 29, 2022

---



## Distribution Dates and Amounts Announced for Eaton Vance Closed-End Funds

[Download](#) - Last updated: Jul 1, 2022

---



## Eaton Vance Closed-End Funds Release Estimated Sources of Distribution

[Download](#) - Last updated: Jun 30, 2022

---



## Distribution Dates and Amounts Announced for Eaton Vance Closed-End Funds

[Download](#) - Last updated: Jun 1, 2022

---



## Eaton Vance Closed-End Funds Release Estimated Sources of Distribution

[Download](#) - Last updated: May 31, 2022

---



## Certain Eaton Vance Closed-End Funds Announce Telephonic Annual Meeting Of Shareholders On April 15, 2021

[Download](#) - Last updated: Apr 5, 2021

---



## Results of Joint Special Shareholder Meeting of Certain Eaton Vance Closed-End Funds

[Download](#) - Last updated: Jan 25, 2021

---



## Corrected Results of Joint Special Shareholder Meeting of Certain Eaton Vance Closed-End Funds

[Download](#) - Last updated: Jan 12, 2021

---



## Results of Joint Special Shareholder Meeting of Certain Eaton Vance Closed-End Funds

[Download](#) - Last updated: Jan 8, 2021

---



## Certain Eaton Vance Closed-End Funds Joint Special Meeting of Shareholders on January 7, 2021 Will Be a Virtual Meeting

[Download](#) - Last updated: Dec 23, 2020

---



## Eaton Vance Closed-End Funds Announce Board Approval of New Investment Advisory and Sub-Advisory Agreements

[Download](#) - Last updated: Nov 10, 2020

---



## Eaton Vance Closed-End Funds Announce Record and Meeting Dates For Joint Special Meeting of Shareholders

[Download](#) - Last updated: Oct 29, 2020

---



## Certain Eaton Vance Closed-End Funds Announce Telephonic Annual Meeting of Shareholders on April 16, 2020

[Download](#) - Last updated: Apr 6, 2020

---



## Distribution Dates and Amounts Announced for Eaton Vance Closed-End Funds and Portfolio Managers of Eaton Have High Income 2021 Target Term Trust (NYSE: EHT)

[Download](#) - Last updated: Jan 2, 2020

---



## Eaton Vance Management Adds Portfolio Manager to Certain Closed-end Funds

[Download](#) - Last updated: Nov 15, 2019

---



## Eaton Vance Closed-End Funds Release Estimated Sources of Distribution

[Download](#) - Last updated: May 31, 2017

---



## Distribution Dates and Amounts Announced for Eaton Vance Closed-End Funds

[Download](#) - Last updated: May 1, 2017

---



## Eaton Vance Closed-End Funds Release Estimated Sources of Distributions

[Download](#) - Last updated: Apr 28, 2017

---



## Eaton Vance Risk-Managed Diversified Equity Income Fund - EVM Announces Portfolio Manager Change

[Download](#) - Last updated: Apr 19, 2017

---



## Distribution Dates and Amounts Announced for Eaton Vance Closed-End Funds

[Download](#) - Last updated: Apr 3, 2017

---



## Distribution Dates and Distribution Rate Changes Announced for Certain Eaton Vance Closed-End Funds

[Download](#) - Last updated: Mar 1, 2017

---



## Eaton Vance Updates Results of Equity Option CEF Share Repurchase Program

[Download](#) - Last updated: Oct 4, 2013

---



## Eaton Vance Announces Updated Results of Equity Option Closed-End Fund Share Repurchase Program

[Download](#) - Last updated: Sep 19, 2013

---



## Eaton Vance Announces Results of Equity Option Closed-End Fund Share Repurchase Program

[Download](#) - Last updated: May 1, 2013

---



## Eaton Vance Announces Results of Equity Option Closed-End Fund Share Repurchase Program

[Download](#) - Last updated: Mar 8, 2013

---



## Eaton Vance Equity Option CEFs Adopt Share Repurchase Program

[Download](#) - Last updated: Aug 8, 2012

---



## Trustees of Eaton Vance Risk-Managed Diversified Equity Income Fund Approve Change in Investment Policies

[Download](#) - Last updated: Aug 13, 2010

---



## SAI

[Download](#) - Last updated: Nov 10, 2021

---



## Section 16 Filings - [www.sec.gov](http://www.sec.gov)

[Download](#) - Last updated: Jun 30, 2011

---



## Semi-Annual Report

[Download](#) - Last updated: Jun 30, 2023

---



## HEADQUARTERS

One Post Office Square  
Boston, MA 02110

### Investments

[Eaton Vance Funds](#)

[Parametric Funds](#)

[Calvert Funds](#)

[Separately Managed Accounts](#)

[Closed-End Funds and Term Trusts](#)

### Insights

[Advisory Blog](#)

[The BEAT](#)

[Market Update Events](#) 

[The Advisor Institute](#)

### Taxes & Tools

[Investment Tax Center](#)

[Tax Information](#)

[Investment Tax Calculator](#)

[Laddered Investing Interest Rate  
Scenario Tool](#)

[Concentrated Stock Position  
Calculator](#)

[Tax-Equivalent Yield Calculator](#)

### Resources

[Forms & E-Delivery](#)

[Mutual Funds & Unclaimed  
Property](#)

[DST Vision](#)

[Active Advisor](#)

[Corporate Filings](#)

[Annual Reports](#)

[Press Releases](#)

[Diversity and Inclusion](#)

[Accessibility](#) | [Business Continuity](#) | [Privacy & Cookies](#) | [Your Privacy Choices](#)   | [Terms & Conditions](#) | [Careers](#) | [Contact](#) |  
[Investor Account Access](#) | [Morgan Stanley Investment Management Terms of Use](#)

Eaton Vance is part of Morgan Stanley Investment Management, the asset management division of Morgan Stanley.

 This image indicates content designed specifically for Financial Advisors / Investment Professionals. This material is not to be used with the public.

NOT FDIC INSURED | OFFER NO BANK GUARANTEE | MAY LOSE VALUE | NOT INSURED BY ANY FEDERAL GOVERNMENT AGENCY | NOT A DEPOSIT

Eaton Vance does not provide tax or legal advice. Prospective investors should consult with a tax or legal advisor before making any investment decision.

The information on this Web page is for U.S. residents only and does not constitute an offer to sell, or a solicitation of an offer to purchase, securities in any jurisdiction to any person to whom it is not lawful to make such an offer.

© Eaton Vance Management. All rights reserved.

Publication details: Monday, May 20, 2024 7:35 AM

Page ID: ETJ - <https://www.eatonvance.com/risk-managed-diversified-equity-income-fund-etj.php/>