



Floating-Rate Opportunities Fund (U)

An opportunistic unlisted closed-end interval fund.

U ▾

Share Class

FROUX

Symbol

\$10.23 ▲\$0.00

NAV as of May 10, 2024



Fact Card

Mar 31, 2024



Full Prospectus

Sep 29, 2023



Fund Presentation

Mar 31, 2024

The Fund

An alternative credit strategy pursuing high income in the format of a continuously offered unlisted closed-end interval fund. The Fund provides curated access to investment opportunities across a full range of floating-rate credit investments managed by Eaton Vance, a loan market pioneer since 1989.

The Approach

The Fund explores a range of specialized and difficult to access investments to deliver a higher return seeking strategy than typically found in daily redemption mutual funds. Exposure to senior loans and debt tranches of collateralized loan obligations (CLOs) serve as centerpieces of this flexible credit strategy.

The Features

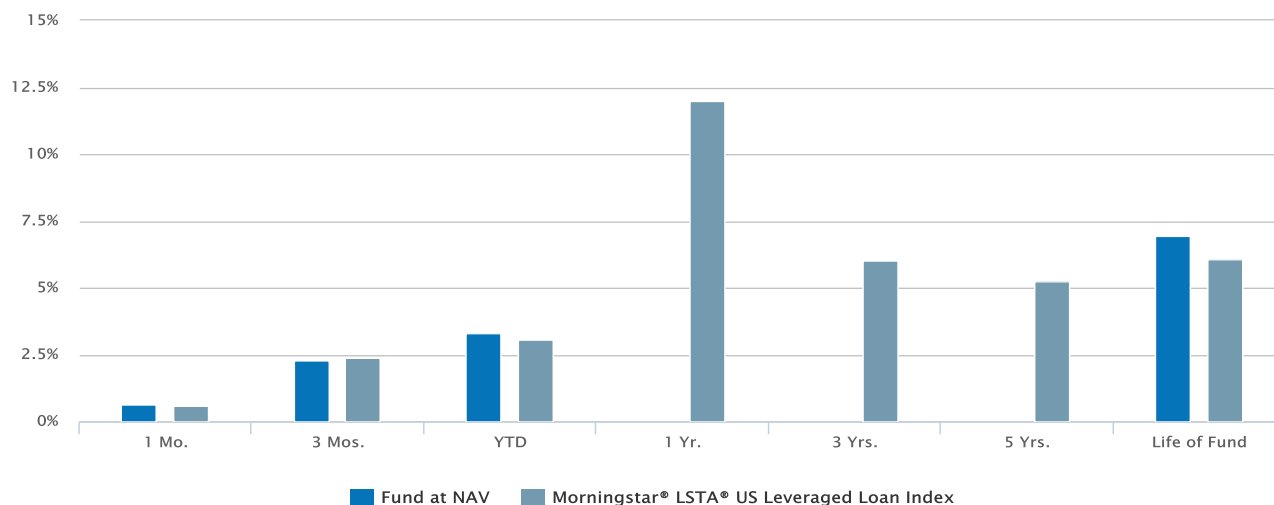
The periodic repurchase structure is the key feature allowing for access to the unique institutional investment opportunities of the Fund's portfolio without the high investment and net worth hurdles typical of traditional alternatives. May complement both liquid bond funds and private non-traded investments.

Overview

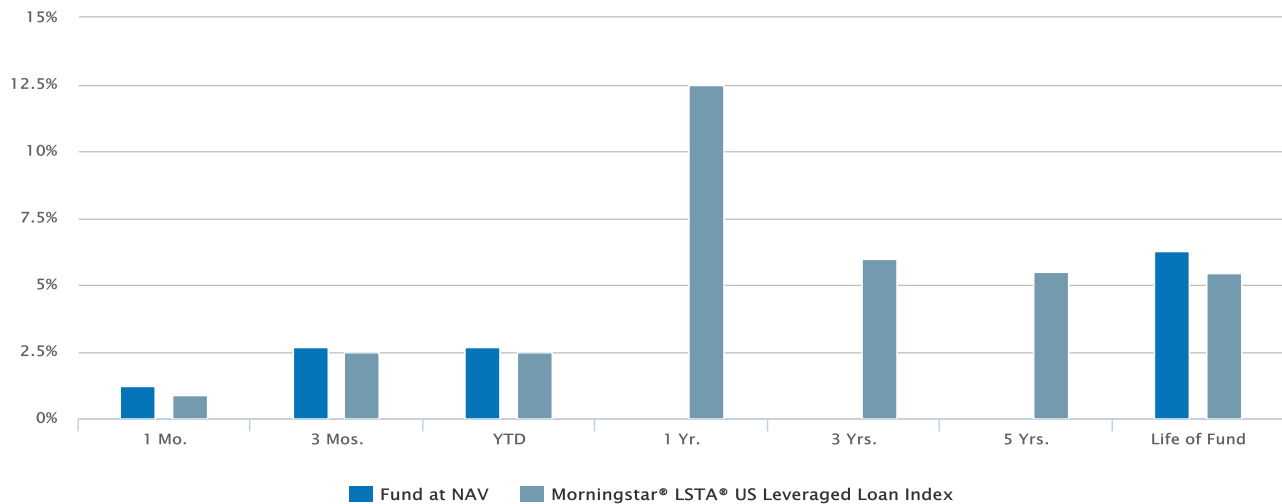
Historical Returns (%)

as of Mar 31, 2024

04/30/2024



03/31/2024



04/30/2024								
Fund at NAV	0.63	2.29	3.29	—	—	—	6.94	
Morningstar® LSTA® US Leveraged Loan Index ¹	0.60	2.38	3.07	11.97	6.02	5.26	6.06	
03/31/2024								
Fund at NAV	1.22	2.65	2.65	—	—	—	6.27	
Morningstar® LSTA® US Leveraged Loan Index ¹	0.85	2.46	2.46	12.47	5.99	5.47	5.42	

Past performance is no guarantee of future results. Investment return and principal value will fluctuate so that shares, when redeemed, may be worth more or less than their original cost. Performance is for the stated time period only; due to market volatility, the Fund's current performance may be lower or higher than quoted. Returns are historical and are calculated by determining the percentage change in net asset value (NAV) with all distributions reinvested. Returns for other classes of shares offered by the Fund are different. Performance less than or equal to one year is cumulative.

Fund Facts

as of Apr 30, 2024

Class U Inception	12/15/2023
Performance Inception	09/29/2023
Investment Objective	High current income
Minimum Investment	\$2500
Expense Ratio (Gross) ²	4.29%
Expense Ratio (Net) ^{2,3}	3.41%
Adjusted Expense Ratio (Gross)	3.06%
Adjusted Expense Ratio (Net)	2.18%
CUSIP	27831J304

Adjusted Expense Ratios excludes certain investment expenses such as interest expense from borrowings and repurchase agreements and dividend expense from short sales, incurred directly by the Fund or indirectly through the Fund's investment in underlying Eaton Vance Funds, if applicable none of which are paid to Eaton Vance.

Top 10 Issuers (%)⁴

as of Mar 31, 2024

CLO Carlyle CGMS 2022-6A	5.78
CLO BSP 2023-32A	5.72
CLO Octagon 68 23-1A	5.70
CLO ELM11 2021-4A	4.69
CLO OCPA 2023-29A	3.78
CLO Basswood Park Bark 2021-1A	3.78
CLO TCW 2019-2A	3.78
CLO Crown City CLO I 20-1A	3.56
CLO Jamestown CLO JTWN 2020-15A	2.48
CLO Goldentree Loan Opp 16-12A	2.37
Total	41.65

Portfolio Management

[Andrew N. Sveen, CFA](#)

[Managed Fund since inception](#)

[Ralph Hinckley, CFA](#)

[Managed Fund since inception](#)

[Edward J. Greenaway, CFA](#)

[Managed Fund since inception](#)

[Steve Sebo](#)

[Managed Fund since inception](#)

Portfolio profile subject to change due to active management. Percentages may not total 100% due to rounding.

RISK CONSIDERATIONS

An investment in the Fund is considered an **illiquid investment**, designed for long-term investors who can tolerate risk and do not require a liquid investment. The Fund's Shares are not listed on any securities exchange, are not publicly-traded, there is **no secondary market** for the Shares and none is expected to develop. The Fund will offer **limited liquidity** through a quarterly repurchase policy under Rule 23c-3 under the 1940 Act, but there is no guarantee that shareholders will be able to sell Shares at any given time or in the quantity desired. Subject to applicable law and approval of the Board of Trustees of the Fund, the Fund currently expects to offer to repurchase 5% of the Fund's outstanding Shares at NAV for each quarterly repurchase offer. **Repurchases** may be oversubscribed, preventing shareholders from selling some or all of their tendered Shares back to the Fund. In addition, share repurchases decrease Fund assets, may have the effect of increasing the Fund's expense ratio, may compound the adverse effects of leverage in a declining market, and may negatively impact investment performance by forcing the Fund to maintain a higher percentage of liquid investments or liquidate certain investments when not desirable to do so. If the Fund borrows money to finance repurchases, interest on that borrowing will negatively affect shareholders who do not tender their Shares by increasing Fund expenses and reducing any net investment income. The value of investments held by the Fund may increase or decrease in response to economic, and financial events (whether real, expected or perceived) in the U.S. and global markets. Loans are traded in a private, unregulated inter-dealer or inter-bank resale market and are generally subject to contractual restrictions that must be satisfied before a loan can be bought or sold. These restrictions may impede the Fund's ability to buy or sell loans (thus affecting their liquidity) and may negatively impact the transaction price. It may take longer than seven days for transactions in loans to settle. Due to the possibility of an extended loan settlement process, the Fund may hold cash, sell investments or temporarily borrow from banks or other lenders to meet short-term liquidity needs. Loans may be structured such that they are not securities under securities law, and in the event of fraud or misrepresentation by a borrower, lenders may not have the protection of the anti-fraud provisions of the federal securities laws. Loans are also subject to risks associated with other types of income investments. Investments in debt instruments may be affected by changes in the creditworthiness of the issuer and are subject to the risk of non-payment of principal and interest. The value of income securities also may decline because of real or perceived concerns about the issuer's ability to make principal and interest payments. Borrowing to increase investments ("leverage") may exaggerate the effect of any increase or decrease in the value of Fund investments. Investments rated below investment grade (sometimes referred to as "junk") are typically subject to greater price volatility and illiquidity than higher rated investments. As interest rates rise, the value of certain income investments is likely to decline. The London Interbank Offered Rate or LIBOR, is used throughout global banking and financial industries to determine interest rates for a variety of financial instruments (such as debt instruments and derivatives) and borrowing arrangements. The ICE Benchmark Administration Limited, the administrator of LIBOR, ceased publishing certain LIBOR settings on December 31, 2021, and is expected to cease publishing the remaining LIBOR settings on June 30, 2023. The transition process may involve, among other things, increased volatility or illiquidity in markets for instruments that currently rely on LIBOR, such as floating-rate debt obligations. Investments in foreign instruments or currencies can involve greater risk and volatility than U.S. investments because of adverse market, economic, political, regulatory, geopolitical, currency exchange rates or other conditions. Changes in the value of investments entered for hedging purposes may not match those of the position being hedged. The Fund is exposed to liquidity risk when trading volume, lack of a market maker or trading partner, large position size, market conditions, or legal restrictions impair its ability to sell particular investments or to sell them at advantageous market prices. The impact of the coronavirus on global markets could last for an extended period and could adversely affect the Fund's performance. No fund is a complete investment program and you may lose money investing in a fund. The Fund may engage in other investment practices that may involve additional risks and you should review the [Fund prospectus](#) for a complete description.

See the Fund's prospectus for information related to a primary benchmark index selected (if applicable) to comply with a regulation that requires the Fund's primary benchmark to represent the overall applicable market.

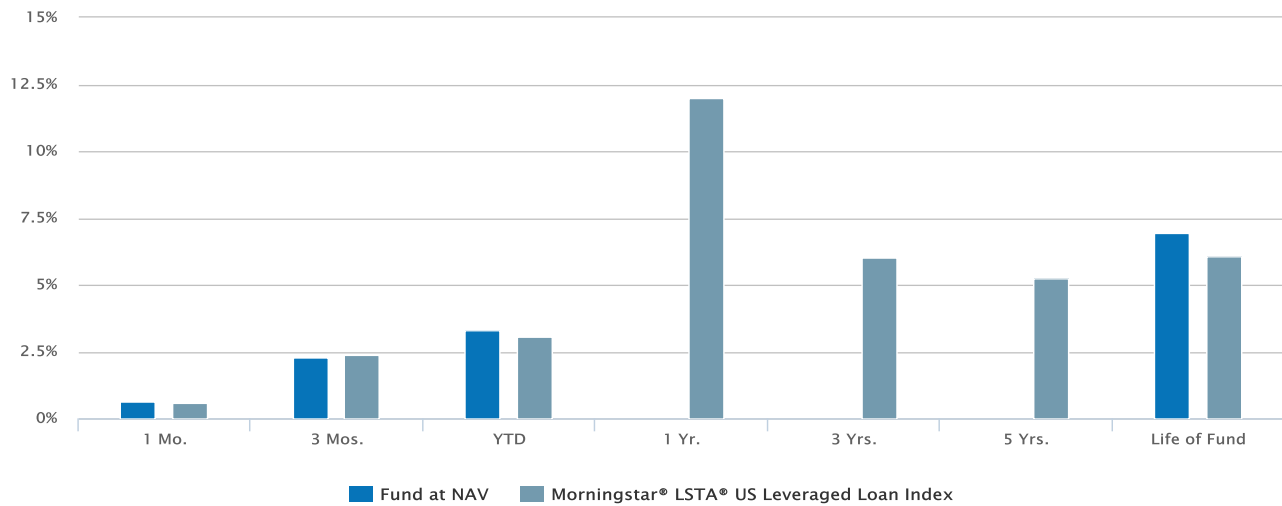
1. Morningstar LSTA US Leveraged Loan TR USD Index is an unmanaged index of the institutional leveraged loan market. Prior to August 29, 2022, the index name was S&P/LSTA Leveraged Loan Index. Unless otherwise stated, index returns do not reflect the effect of any applicable sales charges, commissions, expenses, taxes or leverage, as applicable. It is not possible to invest directly in an index. Historical performance of the index illustrates market trends and does not represent the past or future performance of the fund.
2. Source: Fund prospectus.
3. Net Expense Ratio reflects a contractual expense reimbursement that continues through 5/31/26. Without the reimbursement, if applicable, performance would have been lower.
4. Percent of total net assets.

Performance

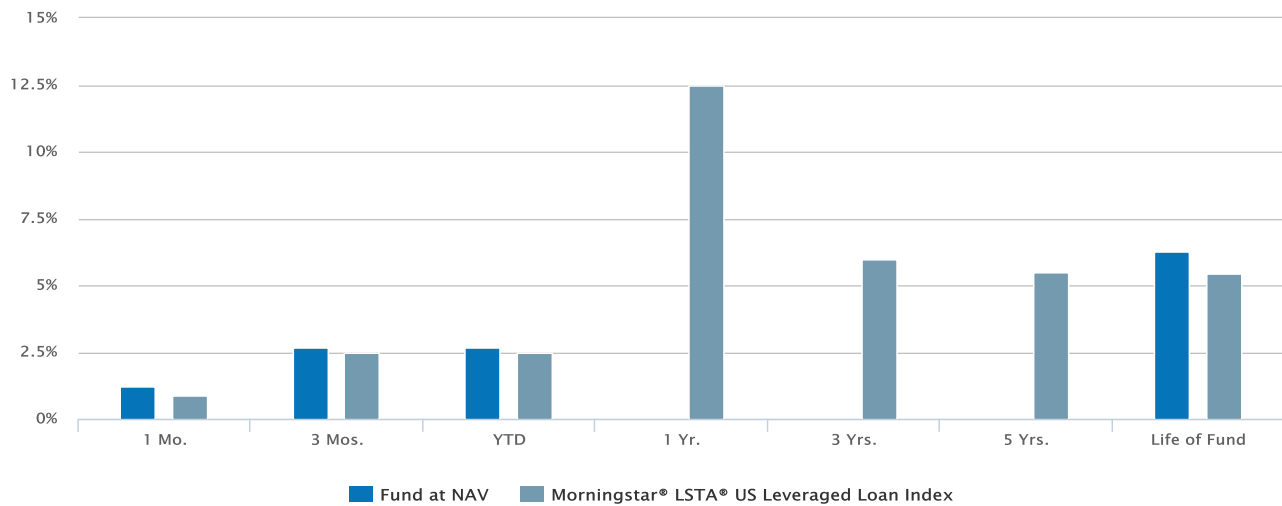
Historical Returns (%)

as of Mar 31, 2024

04/30/2024



03/31/2024



04/30/2024

Fund at NAV	0.63	2.29	3.29	—	—	—	6.94
Morningstar® LSTA® US Leveraged Loan Index ¹	0.60	2.38	3.07	11.97	6.02	5.26	6.06
03/31/2024							
Fund at NAV	1.22	2.65	2.65	—	—	—	6.27
Morningstar® LSTA® US Leveraged Loan Index ¹	0.85	2.46	2.46	12.47	5.99	5.47	5.42

Past performance is no guarantee of future results. Investment return and principal value will fluctuate so that shares, when redeemed, may be worth more or less than their original cost. Performance is for the stated time period only; due to market volatility, the Fund's current performance may be lower or higher than quoted. Returns are historical and are calculated by determining the percentage change in net asset value (NAV) with all distributions reinvested. Returns for other classes of shares offered by the Fund are different. Performance less than or equal to one year is cumulative.

Fund Facts

Class U Inception	12/15/2023
Performance Inception	09/29/2023
Expense Ratio (Gross) ²	4.29%
Expense Ratio (Net) ^{2,3}	3.41%
Adjusted Expense Ratio (Gross)	3.06%
Adjusted Expense Ratio (Net)	2.18%
Distribution Frequency	Monthly

Adjusted Expense Ratios excludes certain investment expenses such as interest expense from borrowings and repurchase agreements and dividend expense from short sales, incurred directly by the Fund or indirectly through the Fund's investment in underlying Eaton Vance Funds, if applicable none of which are paid to Eaton Vance.

NAV History

Date	NAV	NAV Change
May 10, 2024	\$10.23	\$0.00
May 09, 2024	\$10.23	\$0.00
May 08, 2024	\$10.23	\$0.01
May 07, 2024	\$10.22	\$0.00
May 06, 2024	\$10.22	\$0.01
May 03, 2024	\$10.21	\$0.00
May 02, 2024	\$10.21	\$0.00
May 01, 2024	\$10.21	\$0.00
Apr 30, 2024	\$10.21	\$0.00
Apr 29, 2024	\$10.21	\$0.00

Distribution History⁵

Ex-Date	Distribution	Reinvest NAV
Apr 30, 2024	\$0.07421	\$10.21
Mar 28, 2024	\$0.07394	\$10.22
Feb 29, 2024	\$0.07382	\$10.17
Jan 31, 2024	\$0.07977	\$10.20
Dec 29, 2023	\$0.03516	\$10.18

Portfolio profile subject to change due to active management. Percentages may not total 100% due to rounding.

RISK CONSIDERATIONS

An investment in the Fund is considered an **illiquid investment**, designed for long-term investors who can tolerate risk and do not require a liquid investment. The Fund's Shares are not listed on any securities exchange, are not publicly-traded, there is **no secondary market** for the Shares and none is expected to develop. The Fund will offer **limited liquidity** through a quarterly repurchase policy under Rule 23c-3 under the 1940 Act, but there is no guarantee that shareholders will be able to sell Shares at any given time or in the quantity desired. Subject to applicable law and approval of the Board of Trustees of the Fund, the Fund currently expects to offer to repurchase 5% of the Fund's outstanding Shares at NAV for each quarterly repurchase offer. **Repurchases** may be oversubscribed, preventing shareholders from selling some or all of their tendered Shares back to the Fund. In addition, share repurchases decrease Fund assets, may have the effect of increasing the Fund's expense ratio, may compound the adverse effects of leverage in a declining market, and may negatively impact investment performance by forcing the Fund to maintain a higher percentage of liquid investments or liquidate certain investments when not desirable to do so. If the Fund borrows money to finance repurchases, interest on that borrowing will negatively affect shareholders who do not tender their Shares by increasing Fund expenses and reducing any net investment income. The value of investments held by the Fund may increase or decrease in response to economic, and financial events (whether real, expected or perceived) in the U.S. and global markets. Loans are traded in a private, unregulated inter-dealer or inter-bank resale market and are generally subject to contractual restrictions that must be satisfied before a loan can be bought or sold. These restrictions may impede the Fund's ability to buy or sell loans (thus affecting their liquidity) and may negatively impact the transaction price. It may take longer than seven days for transactions in loans to settle. Due to the possibility of an extended loan settlement process, the Fund may hold cash, sell investments or temporarily borrow from banks or other lenders to meet short-term liquidity needs. Loans may be structured such that they are not securities under securities law, and in the event of fraud or misrepresentation by a borrower, lenders may not have the protection of the anti-fraud provisions of the federal securities laws. Loans are also subject to risks associated with other types of income investments. Investments in debt instruments may be

affected by changes in the creditworthiness of the issuer and are subject to the risk of non-payment of principal and interest. The value of income securities also may decline because of real or perceived concerns about the issuer's ability to make principal and interest payments. Borrowing to increase investments ("leverage") may exaggerate the effect of any increase or decrease in the value of Fund investments. Investments rated below investment grade (sometimes referred to as "junk") are typically subject to greater price volatility and illiquidity than higher rated investments. As interest rates rise, the value of certain income investments is likely to decline. The London Interbank Offered Rate or LIBOR, is used throughout global banking and financial industries to determine interest rates for a variety of financial instruments (such as debt instruments and derivatives) and borrowing arrangements. The ICE Benchmark Administration Limited, the administrator of LIBOR, ceased publishing certain LIBOR settings on December 31, 2021, and is expected to cease publishing the remaining LIBOR settings on June 30, 2023. The transition process may involve, among other things, increased volatility or illiquidity in markets for instruments that currently rely on LIBOR, such as floating-rate debt obligations. Investments in foreign instruments or currencies can involve greater risk and volatility than U.S. investments because of adverse market, economic, political, regulatory, geopolitical, currency exchange rates or other conditions. Changes in the value of investments entered for hedging purposes may not match those of the position being hedged. The Fund is exposed to liquidity risk when trading volume, lack of a market maker or trading partner, large position size, market conditions, or legal restrictions impair its ability to sell particular investments or to sell them at advantageous market prices. The impact of the coronavirus on global markets could last for an extended period and could adversely affect the Fund's performance. No fund is a complete investment program and you may lose money investing in a fund. The Fund may engage in other investment practices that may involve additional risks and you should review the [Fund prospectus](#) for a complete description.

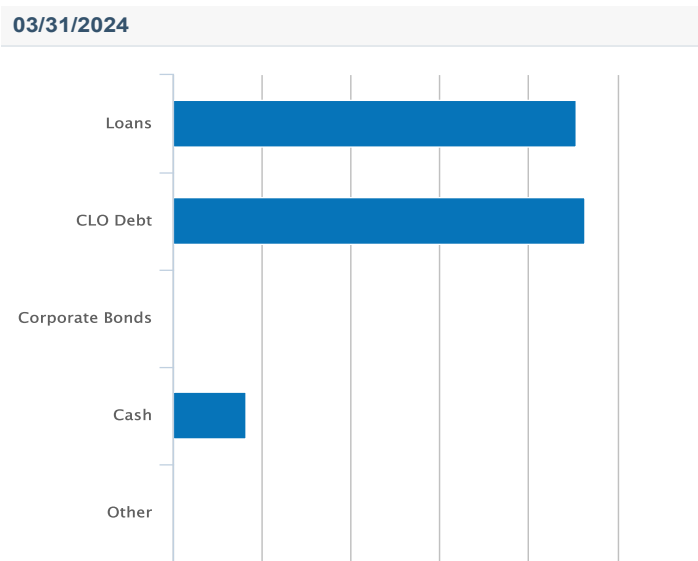
See the Fund's prospectus for information related to a primary benchmark index selected (if applicable) to comply with a regulation that requires the Fund's primary benchmark to represent the overall applicable market.

- 1. Morningstar LSTA US Leveraged Loan TR USD Index is an unmanaged index of the institutional leveraged loan market. Prior to August 29, 2022, the index name was S&P/LSTA Leveraged Loan Index. Unless otherwise stated, index returns do not reflect the effect of any applicable sales charges, commissions, expenses, taxes or leverage, as applicable. It is not possible to invest directly in an index. Historical performance of the index illustrates market trends and does not represent the past or future performance of the fund.
- 2. Source: Fund prospectus.
- 3. Net Expense Ratio reflects a contractual expense reimbursement that continues through 5/31/26. Without the reimbursement, if applicable, performance would have been lower.
- 5. A portion of the Fund's returns may be comprised of return of capital or short term capital gains. The Fund will determine the tax characteristics of all Fund distributions after the end of the calendar year and will provide shareholders such information at that time. Please consult your tax advisor for further information.

Portfolio

Asset Mix (%)⁴

as of Mar 31, 2024



Loans	45.34
CLO Debt	46.46
Corporate Bonds	0.00
Cash	8.20
Other	0.00

Portfolio Statistics

as of Mar 31, 2024

Average Coupon	10.95%
Average Maturity	7.51 yrs.
Average Price	\$99.08
Yield to Maturity	11.18%
Average Duration	0.12 yrs.

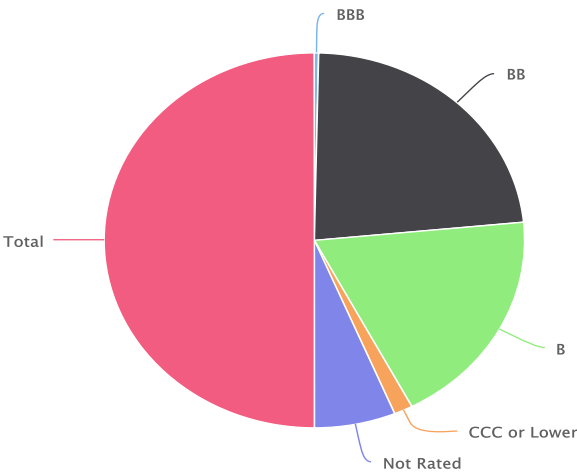
Credit Quality (%)⁶

as of Mar 31, 2024

03/31/2024

Total

100.00



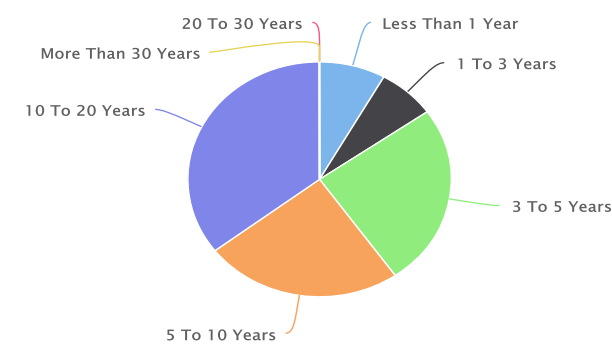
BBB	0.65
BB	46.27
B	37.74
CCC or Lower	2.86
Not Rated	12.48
Total	100.00

Credit ratings are categorized using S&P. Ratings, which are subject to change, apply to the creditworthiness of the issuers of the underlying securities and not to the Fund or its shares. Credit ratings measure the quality of a bond based on the issuer's creditworthiness, with ratings ranging from AAA, being the highest, to D, being the lowest based on S&P's measures. Ratings of BBB or higher by S&P are considered to be investment-grade quality. Credit ratings are based largely on the ratings agency's analysis at the time of rating. The rating assigned to any particular security is not necessarily a reflection of the issuer's current financial condition and does not necessarily reflect its assessment of the volatility of a security's market value or of the liquidity of an investment in the security. Holdings designated as "Not Rated" are not rated by S&P.

Maturity Distribution (%)⁶

as of Mar 31, 2024

03/31/2024



Less Than 1 Year	8.13
1 To 3 Years	7.11

Top 10 Sectors (%)

as of Mar 31, 2024

Aerospace & Defense	1.88
Automobile Components	1.41
Chemicals	3.26
Containers & Packaging	1.41
Ground Transportation	1.82
Hotels Restaurants & Leisure	3.78
Insurance	3.29
Machinery	2.33
Professional Services	2.57
Software	8.11
Total	29.85

Assets by Country (%)⁴

as of Mar 31, 2024

3 To 5 Years	25.02	United States	96.72
5 To 10 Years	24.35	Canada	0.95
10 To 20 Years	35.39	Germany	0.91
20 To 30 Years	0.00	Luxembourg	0.84
More Than 30 Years	0.00	Netherlands	0.58
Total	100.00		

Loan Type (%)^{7,8}

as of Mar 31, 2024

First Lien	100.00
Second Lien	0.00

Fund Holdings^{4,9}

as of Mar 31, 2024

Holding	Coupon Rate	Maturity Date	% of Net Assets
MSILF GOVERNMENT PORTFOLIO MSILF GOVERNMENT PORTFOLIO	5.22%	12/31/2030	8.28%
Octagon 68 Ltd	12.59%	10/20/2036	5.99%
Benefit Street Partners CLO XXXII Ltd	12.71%	10/25/2036	5.98%
Carlyle US CLO 2022-6 Ltd	13.22%	10/25/2036	5.92%
Elmwood CLO XI Ltd	11.58%	10/20/2034	4.80%
OCP Aegis CLO 2023-29 Ltd	13.05%	01/20/2035	3.92%
TCW CLO 2019-2 Ltd	11.97%	10/20/2032	3.87%
Basswood Park CLO Ltd	11.73%	04/20/2034	3.87%
Crown City CLO I	12.58%	07/20/2034	3.65%
Jamestown CLO XV Ltd	12.58%	04/15/2033	2.55%

[View All](#)

Portfolio profile subject to change due to active management. Percentages may not total 100% due to rounding.

RISK CONSIDERATIONS

An investment in the Fund is considered an **illiquid investment**, designed for long-term investors who can tolerate risk and do not require a liquid investment. The Fund's Shares are not listed on any securities exchange, are not publicly-traded, there is **no secondary market** for the Shares and none is expected to develop. The Fund will offer **limited liquidity** through a quarterly repurchase policy under Rule 23c-3 under the 1940 Act, but there is no guarantee that shareholders will be able to sell Shares at any given time or in the quantity desired. Subject to applicable law and approval of the Board of Trustees of the Fund, the Fund currently expects to offer to repurchase 5% of the Fund's outstanding Shares at NAV for each quarterly repurchase offer. **Repurchases** may be oversubscribed, preventing shareholders from selling some or all of their tendered Shares back to the Fund. In addition, share repurchases decrease Fund assets, may have the effect of increasing the Fund's expense ratio, may compound the adverse effects of leverage in a declining market, and may negatively impact investment performance by forcing the Fund to maintain a higher percentage of liquid investments or liquidate certain investments when not desirable to do so. If the Fund borrows money to finance repurchases, interest on that borrowing will negatively affect shareholders who do not tender their Shares by increasing Fund expenses and reducing any net investment income. The value of investments held by the Fund may increase or decrease in response to economic, and financial events (whether real, expected or perceived) in the U.S. and global markets. Loans are traded in a private, unregulated inter-dealer or inter-bank resale market and are generally subject to contractual restrictions that must be satisfied before a loan can be bought or sold. These restrictions may impede the Fund's ability to buy or sell loans (thus affecting their liquidity) and may negatively impact the transaction price. It may take longer than seven days for transactions in loans to settle. Due to the possibility of an extended loan settlement process, the Fund may hold cash, sell investments or temporarily borrow from banks or other lenders to meet short-term liquidity needs. Loans may be structured such that they are not securities under securities law, and in the event of fraud or misrepresentation by a borrower, lenders may not have the protection of the anti-fraud provisions of the federal securities laws. Loans are also subject to risks associated with other types of income investments. Investments in debt instruments may be

affected by changes in the creditworthiness of the issuer and are subject to the risk of non-payment of principal and interest. The value of income securities also may decline because of real or perceived concerns about the issuer's ability to make principal and interest payments. Borrowing to increase investments ("leverage") may exaggerate the effect of any increase or decrease in the value of Fund investments. Investments rated below investment grade (sometimes referred to as "junk") are typically subject to greater price volatility and illiquidity than higher rated investments. As interest rates rise, the value of certain income investments is likely to decline. The London Interbank Offered Rate or LIBOR, is used throughout global banking and financial industries to determine interest rates for a variety of financial instruments (such as debt instruments and derivatives) and borrowing arrangements. The ICE Benchmark Administration Limited, the administrator of LIBOR, ceased publishing certain LIBOR settings on December 31, 2021, and is expected to cease publishing the remaining LIBOR settings on June 30, 2023. The transition process may involve, among other things, increased volatility or illiquidity in markets for instruments that currently rely on LIBOR, such as floating-rate debt obligations. Investments in foreign instruments or currencies can involve greater risk and volatility than U.S. investments because of adverse market, economic, political, regulatory, geopolitical, currency exchange rates or other conditions. Changes in the value of investments entered for hedging purposes may not match those of the position being hedged. The Fund is exposed to liquidity risk when trading volume, lack of a market maker or trading partner, large position size, market conditions, or legal restrictions impair its ability to sell particular investments or to sell them at advantageous market prices. The impact of the coronavirus on global markets could last for an extended period and could adversely affect the Fund's performance. No fund is a complete investment program and you may lose money investing in a fund. The Fund may engage in other investment practices that may involve additional risks and you should review the [Fund prospectus](#) for a complete description.

See the Fund's prospectus for information related to a primary benchmark index selected (if applicable) to comply with a regulation that requires the Fund's primary benchmark to represent the overall applicable market.

4. Percent of total net assets.

6. Percent of bond holdings.

7. Percent of loan holdings.

8. Second lien loans are subordinate to first lien loans and therefore have a lesser claim to collateral. Covenant-lite first lien loans do not require financial maintenance covenants.

9. The following list reflects unaudited securities holdings (excluding derivatives positions). Holdings information may differ if presented as of trade date. Due to rounding, holdings of less than 0.005% may show as 0.00%. Portfolio information subject to change due to active management.

Management



Andrew N. Sveen, CFA

Managing Director, Chairman of MSIM
Fixed Income and Head of Floating-Rate
Loans
Joined Eaton Vance 1999

Biography

Andrew Sveen is the Chairman of MSIM Fixed Income. In addition, he is the Head of Floating-Rate Loans and a portfolio manager on the Floating-Rate Loans team. He is responsible for buy and sell decisions, portfolio construction, and risk management for the firm's floating-rate loan strategies. He joined Eaton Vance in 1999. Morgan Stanley acquired Eaton Vance in March 2021.

Andrew began his career in the investment industry in 1995. Previously at Eaton Vance, he was a Director within Loan Trading and Capital Markets. Before joining Eaton Vance, he worked as a corporate lending officer at State Street Bank.

Andrew earned a B.A. from Dartmouth College and an M.B.A. from the William E. Simon School at the University of Rochester. He also holds the Chartered Financial Analyst designation. Andrew serves as a member of the Board of Directors of the Loan Syndications and Trading Association (LSTA).

Education

- B.A. Dartmouth College
- M.B.A. University of Rochester

Experience

- Managed Fund since inception

Other funds managed

- [Floating-Rate & High Income Fund](#)
 - [Floating-Rate Advantage Fund](#)
 - [Floating-Rate Fund](#)
-



Ralph Hinckley, CFA

Managing Director, Portfolio Manager
Joined Eaton Vance 2003

Biography

Ralph Hinckley is a portfolio manager on the Floating-Rate Loans team. He is responsible for buy and sell decisions, portfolio construction and risk management for the firm's floating-rate loan strategies. He joined Eaton Vance in 2003. Morgan Stanley acquired Eaton Vance in March 2021.

Ralph began his career in the investment management industry in 1997. Before joining Eaton Vance, he was a vice president in the communications lending division of Citizens Bank and its credit training program and a lending officer at State Street Bank.

Ralph earned a B.A. from Bates College and an MBA, with honors, from Boston University Graduate School of Management. He is a member of the CFA Society Boston and is a CFA charterholder.

Education

- B.A. Bates College
- M.B.A. Boston University

Experience

- Managed Fund since inception

Other funds managed

- [Floating-Rate & High Income Fund](#)
 - [Floating-Rate Advantage Fund](#)
 - [Floating-Rate Fund](#)
-



Edward J. Greenaway, CFA
Executive Director, Head of CLO Portfolio Management
Joined Eaton Vance 2008

Biography

Edward Greenaway is the Head of CLO Portfolio Management for MSIM. His responsibilities include buy and sell decisions, portfolio construction and risk management across the firm's 20 managed CLOs and third-party CLO tranches. Ed has held a variety of roles within legacy Eaton Vance's loan platform including work as a structured products specialist and Portfolio Manager focused on the Firm's CLO tranche investments as well as serving as a credit analyst. Having joined legacy Eaton Vance in 2008, he has been a central figure in the growth and success of the MSEV platform and provides a unique perspective on the business with his experience in both CLO credit and investing.

Ed began his career in the investment management industry in 2006. Before joining Eaton Vance in 2008, he was a CDO analyst with U.S. Bank. Morgan Stanley acquired Eaton Vance in March 2021.

Ed earned a B.A. from St. Anselm's College and a graduate degree in Finance from Boston College. He is a CFA charterholder.

Education

- B.A. Saint Anselm College
- M.S. Boston College

Experience

- Managed Fund since inception



Steve Sebo
Executive Director, Portfolio Manager

Biography

Steve Sebo is the Head of CLO Structuring and Capital Markets for MSIM. His primary responsibilities include structuring of MSEVCLOs, leading the firm's CLO origination and capital markets efforts and investing in third party CLO tranches. He joined Morgan Stanley in August of 2022.

Before joining Morgan Stanley, he worked at Wells Fargo as a senior member of the firm's CLO and Private Credit banking team. Prior to Wells Fargo, Steve began his career in 2008 at Bank of America as a financial analyst. Steve earned a B.A. degree in Economics from Bucknell University.

Education

- B.A. Economics, Bucknell University

Experience

- Managed Fund since inception

Literature

Literature



Fact Card

[Download](#) - Last updated: Mar 31, 2024



Floating-Rate Loan Market Monitor

[Download](#) - Last updated: Mar 31, 2024



Repurchase Calendar

[Download](#) - Last updated: Sep 29, 2023



Full Prospectus

[Download](#) - Last updated: Sep 29, 2023



Q3 Holdings

[Download](#) - Last updated: Feb 29, 2024



Fund Presentation

[Download](#) - Last updated: Mar 31, 2024



Shareholder Repurchase Offer Notice

[Download](#) - Last updated: Dec 18, 2023



SAI

[Download](#) - Last updated: Sep 29, 2023



Semi-Annual Report

[Download](#) - Last updated: Nov 30, 2023



HEADQUARTERS

One Post Office Square
Boston, MA 02110

Investments

[Eaton Vance Funds](#)

[Parametric Funds](#)

[Calvert Funds](#)

[Separately Managed Accounts](#)

[Closed-End Funds and Term Trusts](#)

Insights

[Advisory Blog](#)

[The BEAT](#)

[Market Update Events](#)

[The Advisor Institute](#)

Taxes & Tools

[Investment Tax Center](#)

[Tax Information](#)

[Investment Tax Calculator](#)

[Laddered Investing Interest Rate
Scenario Tool](#)

[Concentrated Stock Position
Calculator](#)

[Tax-Equivalent Yield Calculator](#)

Resources

[Forms & E-Delivery](#)

[Mutual Funds & Unclaimed
Property](#)

[DST Vision](#)

[Active Advisor](#)

[Corporate Filings](#)

[Annual Reports](#)

[Press Releases](#)

[Diversity and Inclusion](#)

[Accessibility](#) | [Business Continuity](#) | [Privacy & Cookies](#) | [Your Privacy Choices](#)  | [Terms & Conditions](#) | [Careers](#) | [Contact](#) |
[Investor Account Access](#) | [Morgan Stanley Investment Management Terms of Use](#)

To report a website vulnerability, please go to [Responsible Disclosure](#).

Eaton Vance is part of Morgan Stanley Investment Management, the asset management division of Morgan Stanley.

For USA PATRIOT Act Disclosure Notice please click [here](#).

 This image indicates content designed specifically for Financial Advisors / Investment Professionals. This material is not to be used with the public.

*Before investing in any Eaton Vance, Calvert or Morgan Stanley Investment Management Inc.-advised fund, prospective investors should consider carefully the investment objective(s), risks, and charges and expenses. Read the prospectus carefully before you invest or send money. For **open-end mutual funds**, the current prospectus contains this and other information. To obtain an **open-end mutual fund** prospectus or summary prospectus and the most recent annual and semiannual shareholder reports, contact your financial advisor or [download a copy here](#). For **closed-end funds**, you should contact your financial advisor. To obtain the most recent annual and semi-annual shareholder report for a closed-end fund contact your financial advisor or [download a copy here](#). To obtain an **exchange-traded fund**, ("ETF") prospectus or summary prospectus, contact your financial advisor or [download a copy here](#).*

*Before purchasing any **variable product**, consider the objectives, risks, charges, and expenses associated with the underlying investment option(s) and those of the product itself. For a prospectus containing this and other information, contact your investment or insurance professional. Read the prospectus carefully before investing.*

NOT FDIC INSURED | OFFER NO BANK GUARANTEE | MAY LOSE VALUE | NOT INSURED BY ANY FEDERAL GOVERNMENT AGENCY | NOT A DEPOSIT

Eaton Vance does not provide tax or legal advice. Prospective investors should consult with a tax or legal advisor before making any investment decision. The information on this Web page is for U.S. residents only and does not constitute an offer to sell, or a solicitation of an offer to purchase, securities in any jurisdiction to any person to whom it is not lawful to make such an offer.

© Eaton Vance Management. All rights reserved.

Eaton Vance open-end mutual funds are offered through Eaton Vance Distributors, Inc. One Post Office Square, Boston, MA 02110. Member [FINRA](#) / [SIPC](#). Exchange-traded funds are distributed by Foreside Fund Services, LLC.

Publication details: Sunday, May 12, 2024 1:36 AM

Page ID: FROUX - <https://www.eatonvance.com/floating-rate-opportunities-fund-froux.php>