



California Municipal Income Trust

CEV

Symbol

\$11.66 ▲\$0.04

NAV as of May 6, 2024

\$10.50 ▲\$0.10

MKT as of May 6, 2024

-9.95%Premium/Discount
as of May 6, 2024Fact Sheet
Mar 31, 2024

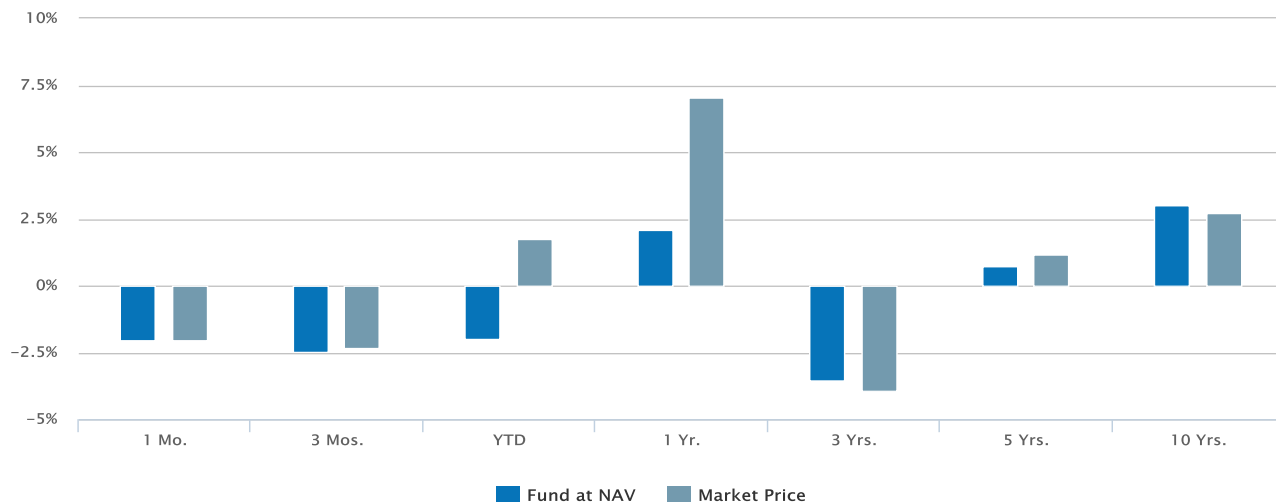
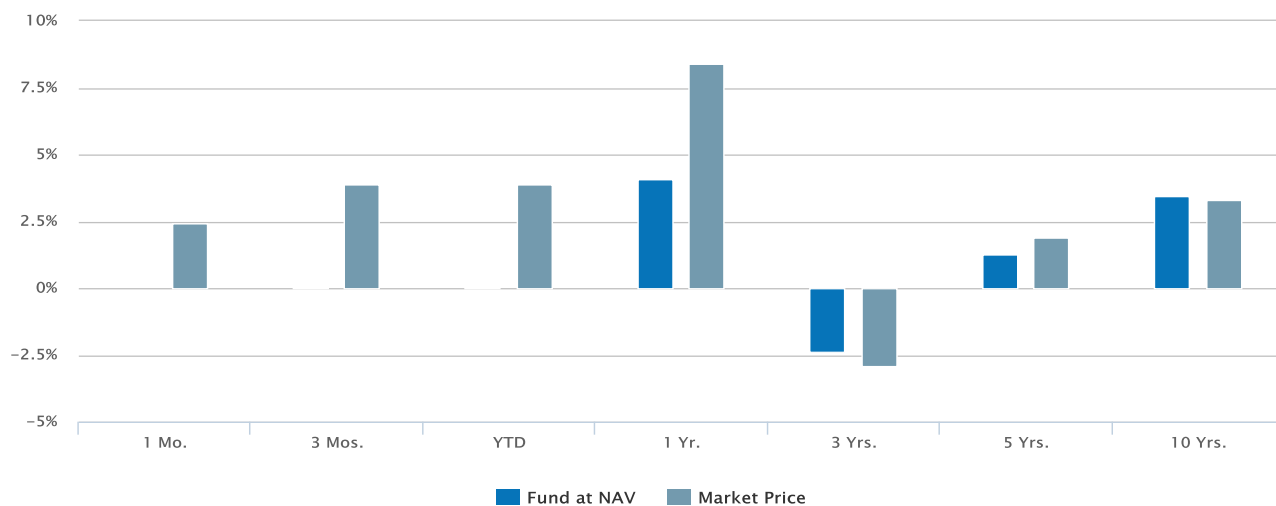
CEF Connect - CEV

UNII Report
Mar 31, 2024

Overview

Historical Returns (%)

as of Mar 31, 2024

04/30/2024**03/31/2024****04/30/2024**

Fund at NAV	-2.05	-2.49	-2.00	2.09	-3.55	0.74	3.00
Market Price	-2.04	-2.34	1.75	7.06	-3.91	1.15	2.71

03/31/2024

Fund at NAV	-0.01	0.05	0.05	4.09	-2.39	1.27	3.46
Market Price	2.44	3.88	3.88	8.41	-2.89	1.89	3.31

Past performance is no guarantee of future results. Investment return and principal value will fluctuate so that shares, when sold, may be worth more or less than their original cost. Performance is for the stated time period only; due to market volatility, the Fund's current performance may be lower or higher than quoted. The Fund's performance at market price will differ from its results at NAV. Returns are historical and are calculated by determining the percentage change in net asset value or market price (as applicable) with all distributions reinvested and includes management fees and other expenses. Until the reinvestment of Fund distributions is completed, returns are calculated using the lower of the net asset value or market price of the shares on the distribution ex date. Once the reinvestment is complete, returns are calculated using the average reinvestment price. Performance less than or equal to one year is cumulative.

Distribution Rates¹

as of May 06, 2024

Distribution Rate at NAV	4.47%
Taxable-Equivalent Distribution Rate at NAV	9.73%
Distribution Rate at Market Price	4.96%
Taxable-Equivalent Distribution Rate at Market Price	10.81%

Fund Facts

as of Mar 31, 2024

Performance Inception	01/29/1999
Investment Objective	Current income
CUSIP	27826F101

Expense Ratios (%)²

as of Annual Report dated 11/30/2023

Management Fees	0.89
Other Expenses	0.20
Total Expenses (ex Interest and Fee Expense)	1.09
Interest and Fee Expense	1.79
Total Expenses	2.88

Portfolio Management

[Carl Thompson, CFA](#)

[Managed Fund since 2023](#)

[Trevor G. Smith](#)

[Managed Fund since 2019](#)

The information included herein does not reflect securities deemed to be held by the Fund pursuant to financial accounting standard 140 (FAS 140).

The information contained herein is provided for informational purposes only and does not constitute a solicitation of an offer to buy or sell Fund shares. Common shares of the Fund are only available for purchase and sale at current market price on a stock exchange. There is no assurance that the Fund will achieve its investment objective. The Fund is subject to numerous risks, including investment risks. Shares of closed-end funds often trade at a discount from their net asset value. The Fund is not a complete investment program and you may lose money investing in the Fund. An investment in the Fund may not be appropriate for all investors. Investors should review and consider carefully the Fund's investment objective, risks, charges and expenses.

The premium/discount is calculated as [(market price/NAV)-1].

Links to Morningstar Fact Sheet and CEF Connect: By clicking on the link from this page to the Morningstar fact sheet or CEF Connect, you will leave the Eaton Vance website. Eaton Vance is not responsible for the content of any such third-party website. See "Terms and Conditions" below.

1. Distribution Rate at NAV and Market Price is calculated by dividing the last distribution paid per share (annualized) by NAV or market price, respectively. For National Municipal Funds, Taxable-Equivalent Distribution Rate at NAV and Market Price is calculated using a 40.8% tax rate

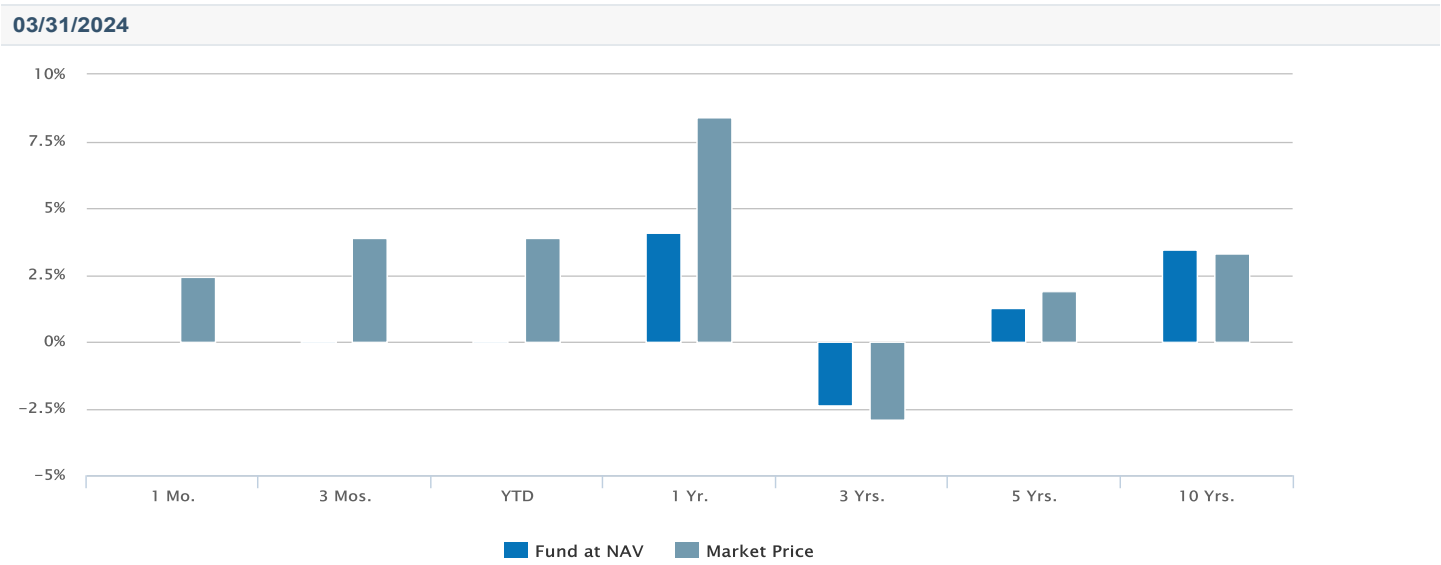
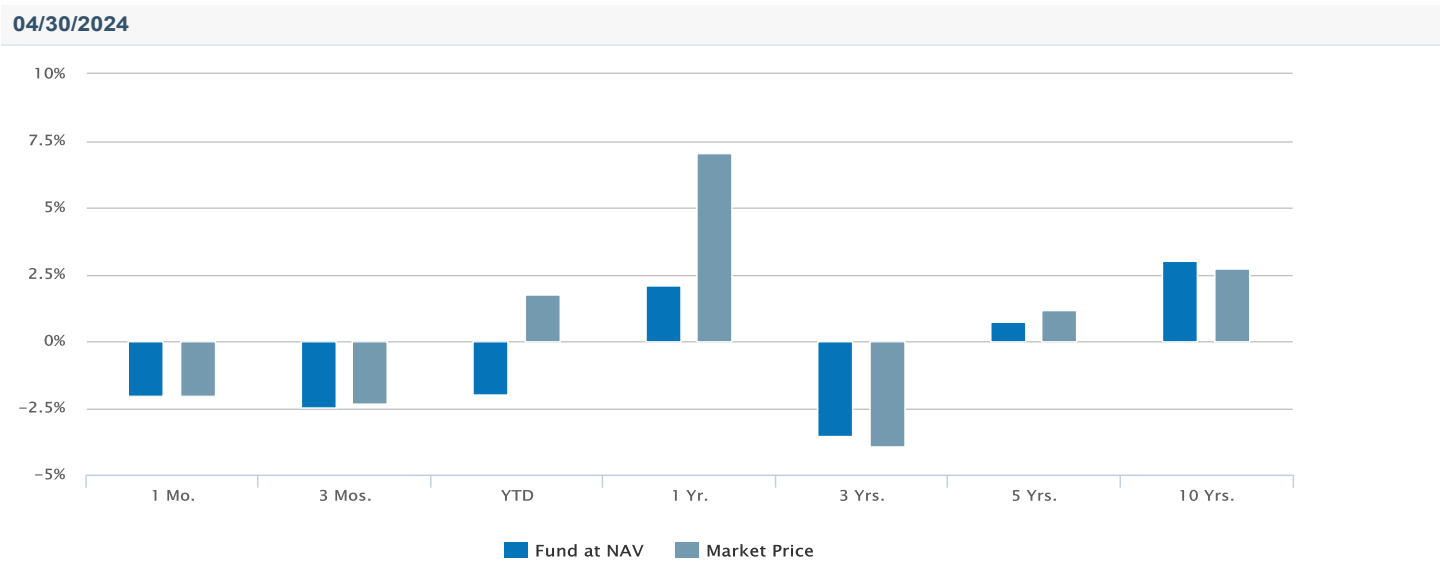
(equals maximum individual federal tax rate adjusted for the Medicare surtax). For Single-State Municipal Funds, Taxable-Equivalent Distribution Rates also reflect maximum effective individual state income tax rates. Local income taxes that may apply are not considered. A Fund's distributions in any period may be more or less than the net return earned by the Fund on its investments, and therefore should not be used as a measure of performance or confused with "yield" or "income."

2. Interest and fee expense relates to the liability for floating rate notes issued in conjunction with residual interest bond transactions.

Performance

Historical Returns (%)

as of Mar 31, 2024



04/30/2024							
Fund at NAV	-2.05	-2.49	-2.00	2.09	-3.55	0.74	3.00
Market Price	-2.04	-2.34	1.75	7.06	-3.91	1.15	2.71
03/31/2024							
Fund at NAV	-0.01	0.05	0.05	4.09	-2.39	1.27	3.46
Market Price	2.44	3.88	3.88	8.41	-2.89	1.89	3.31

Past performance is no guarantee of future results. Investment return and principal value will fluctuate so that shares, when sold, may be worth more or less than their original cost. Performance is for the stated time period only; due to market volatility, the Fund's current performance may be lower or higher than quoted. The Fund's performance at market price will differ from its results at NAV. Returns are historical and are calculated by determining the percentage change in net asset value or market price (as applicable) with all distributions reinvested and includes management fees and other expenses. Until the reinvestment of Fund distributions is completed, returns are calculated using the lower of the net asset value or market price of the shares on the distribution ex date. Once the reinvestment is complete, returns are calculated using the average reinvestment price. Performance less than or equal to one year is cumulative.

Calendar Year Returns (%)

	2014	2015	2016	2017	2018	2019	2020	2021	2022	2023
Fund at NAV	20.74	5.55	1.32	5.42	-0.12	11.82	7.64	2.99	-16.69	7.63
Market Price	23.74	7.72	-3.65	2.79	-5.12	27.02	5.88	3.01	-22.63	8.15

Fund Facts

Performance Inception	01/29/1999
-----------------------	------------

Distribution Rates¹

as of May 06, 2024

Distribution Rate at NAV	4.47%
Taxable-Equivalent Distribution Rate at NAV	9.73%
Distribution Rate at Market Price	4.96%
Taxable-Equivalent Distribution Rate at Market Price	10.81%

Distribution History^{3,4}

Ex-Date	Distribution	Reinvest Price
Apr 10, 2024	\$0.04340	
Mar 08, 2024	\$0.04340	
Feb 12, 2024	\$0.04340	
Jan 11, 2024	\$0.04340	
Dec 08, 2023	\$0.03420	
Nov 10, 2023	\$0.03420	
Oct 11, 2023	\$0.03420	
Sep 08, 2023	\$0.03420	
Aug 10, 2023	\$0.03420	
Jul 12, 2023	\$0.03420	

[View All](#)

No records in this table indicates that there has not been a distribution greater than .0001 within the past 3 years.

Tax Character of Distributions

Exempt-Interest Dividends							
	Non-AMT	AMT	Total	Non-Qualified Ordinary Dividends	Capital Gain Distributions	Nondividend Distributions	Total Distributions
Distributions (\$)							

Exempt-Interest Dividends							
	Non-AMT	AMT	Total	Non-Qualified Ordinary Dividends	Capital Gain Distributions	Nondividend Distributions	Total Distributions
2023	\$0.30	\$0.02	\$0.32	\$0.07	\$0.00	\$0.04	\$0.43
2022	\$0.45	\$0.02	\$0.47	\$0.06	\$0.00	\$0.00	\$0.52
2021	\$0.48	\$0.02	\$0.50	\$0.07	\$0.00	\$0.00	\$0.57
2020	\$0.45	\$0.02	\$0.47	\$0.07	\$0.00	\$0.00	\$0.55
2019	\$0.46	\$0.01	\$0.48	\$0.05	\$0.00	\$0.00	\$0.53
2018	\$0.43	\$0.01	\$0.44	\$0.03	\$0.00	\$0.00	\$0.47
2017	\$0.45	\$0.01	\$0.46	\$0.03	\$0.00	\$0.00	\$0.49
2016	\$0.54	\$0.03	\$0.57	\$0.02	\$0.00	\$0.00	\$0.59
2015	\$0.66	\$0.05	\$0.71	\$0.02	\$0.00	\$0.00	\$0.73
2014	\$0.69	\$0.06	\$0.75	\$0.00	\$0.00	\$0.00	\$0.75
2013	\$0.73	\$0.06	\$0.79	\$0.00	\$0.00	\$0.00	\$0.79
2012	\$0.75	\$0.08	\$0.83	\$0.00	\$0.00	\$0.00	\$0.83
2011	\$0.77	\$0.12	\$0.89	\$0.00	\$0.00	\$0.00	\$0.89
2010	\$0.75	\$0.13	\$0.88	\$0.00	\$0.00	\$0.00	\$0.88
2009	\$0.68	\$0.12	\$0.80	\$0.00	\$0.00	\$0.00	\$0.80
2008	\$0.60	\$0.07	\$0.67	\$0.00	\$0.00	\$0.00	\$0.67
2007	\$0.61	\$0.06	\$0.67	\$0.00	\$0.00	\$0.00	\$0.67
2006	\$0.68	\$0.05	\$0.73	\$0.00	\$0.00	\$0.00	\$0.73
2005	\$0.80	\$0.07	\$0.87	\$0.00	\$0.00	\$0.00	\$0.87
Distributions (%)							
2023	69.33%	6.23%	75.56%	15.25%	0.00%	9.19%	100.00%
2022	85.47%	3.62%	89.09%	10.91%	0.00%	0.00%	100.00%
2021	84.62%	3.04%	87.66%	12.34%	0.00%	0.00%	100.00%
2020	82.11%	2.80%	84.91%	11.86%	0.16%	0.00%	100.00%
2019	87.07%	2.65%	89.72%	10.28%	0.00%	0.00%	100.00%
2018	91.38%	2.19%	93.57%	6.43%	0.00%	0.00%	100.00%
2017	91.62%	3.19%	94.81%	5.19%	0.00%	0.00%	100.00%
2016	90.74%	5.48%	96.22%	3.78%	0.00%	0.00%	100.00%
2015	90.74%	6.83%	97.57%	2.43%	0.00%	0.00%	100.00%
2014	92.17%	7.78%	99.95%	0.05%	0.00%	0.00%	100.00%
2013	91.88%	7.95%	99.83%	0.17%	0.00%	0.00%	100.00%
2012	89.81%	10.19%	100.00%	0.00%	0.00%	0.00%	100.00%
2011	86.58%	13.36%	99.94%	0.06%	0.00%	0.00%	100.00%
2010	84.55%	15.27%	99.82%	0.18%	0.00%	0.00%	100.00%
2009	86.00%	13.98%	99.98%	0.02%	0.00%	0.00%	100.00%
2008	89.37%	10.63%	100.00%	0.00%	0.00%	0.00%	100.00%

**Exempt-Interest
Dividends**

	Non-AMT	AMT	Total	Non-Qualified Ordinary Dividends	Capital Gain Distributions	Nondividend Distributions	Total Distributions
2007	91.56%	8.44%	100.00%	0.00%	0.00%	0.00%	100.00%
2006	92.48%	7.52%	100.00%	0.00%	0.00%	0.00%	100.00%
2005	92.23%	7.77%	100.00%	0.00%	0.00%	0.00%	100.00%

The information contained herein is provided for informational purposes only and does not constitute a solicitation of an offer to buy or sell Fund shares. Common shares of the Fund are only available for purchase and sale at current market price on a stock exchange. There is no assurance that the Fund will achieve its investment objective. The Fund is subject to numerous risks, including investment risks. Shares of closed-end funds often trade at a discount from their net asset value. The Fund is not a complete investment program and you may lose money investing in the Fund. An investment in the Fund may not be appropriate for all investors. Investors should review and consider carefully the Fund's investment objective, risks, charges and expenses.

The premium/discount is calculated as [(market price/NAV)-1].

Links to Morningstar Fact Sheet and CEF Connect: By clicking on the link from this page to the Morningstar fact sheet or CEF Connect, you will leave the Eaton Vance website. Eaton Vance is not responsible for the content of any such third-party website. See "Terms and Conditions" below.

1. Distribution Rate at NAV and Market Price is calculated by dividing the last distribution paid per share (annualized) by NAV or market price, respectively. For National Municipal Funds, Taxable-Equivalent Distribution Rate at NAV and Market Price is calculated using a 40.8% tax rate (equals maximum individual federal tax rate adjusted for the Medicare surtax). For Single-State Municipal Funds, Taxable-Equivalent Distribution Rates also reflect maximum effective individual state income tax rates. Local income taxes that may apply are not considered. A Fund's distributions in any period may be more or less than the net return earned by the Fund on its investments, and therefore should not be used as a measure of performance or confused with "yield" or "income."
3. See "Tax Character of Distributions". For information about any distributions in the current year estimated to include non-dividend distributions or capital gains, please refer to [Eaton Vance Closed-End Fund Distribution Notices \(19a\)](#).
4. A nondividend or return of capital distribution may include, for example, a return of some or all of the money that an investor invested in Fund shares, which can cause the Fund's NAV to erode.

Portfolio

Fund Holdings^{5,6}

as of Mar 31, 2024

Holding	Coupon Rate	Maturity Date	% of Net Assets
Foothill-Eastern Transportation Corridor Agency	0.00%	01/01/2026	5.84%
Sweetwater Union High School District	0.00%	08/01/2025	5.44%
Alameda Corridor Transportation Authority	0.00%	10/01/2029	4.99%
LAX Integrated Express Solutions LLC	5.00%	12/31/2047	3.63%
Loyola Marymount University	4.84%	10/01/2048	3.27%
Cedars-Sinai Medical Center Obligated Group	4.00%	08/15/2048	3.19%
Loma Linda University Medical Center Obligated Group	6.00%	12/01/2024	3.06%
Marin General Hospital Obligated Group	4.82%	08/01/2045	2.47%
Modesto High School District	4.00%	08/01/2052	2.40%
Westminster School District	4.00%	08/01/2047	2.32%

[View All](#)

The information included herein does not reflect securities deemed to be held by the Fund pursuant to financial accounting standard 140 (FAS 140).

The information contained herein is provided for informational purposes only and does not constitute a solicitation of an offer to buy or sell Fund shares. Common shares of the Fund are only available for purchase and sale at current market price on a stock exchange. There is no assurance that the Fund will achieve its investment objective. The Fund is subject to numerous risks, including investment risks. Shares of closed-end funds often trade at a discount from their net asset value. The Fund is not a complete investment program and you may lose money investing in the Fund. An investment in the Fund may not be appropriate for all investors. Investors should review and consider carefully the Fund's investment objective, risks, charges and expenses.

The premium/discount is calculated as $[(\text{market price}/\text{NAV})-1]$.

Links to Morningstar Fact Sheet and CEF Connect: By clicking on the link from this page to the Morningstar fact sheet or CEF Connect, you will leave the Eaton Vance website. Eaton Vance is not responsible for the content of any such third-party website. See "Terms and Conditions" below.

5. The following list reflects unaudited securities holdings (excluding derivatives positions). Holdings information may differ if presented as of trade date. Due to rounding, holdings of less than 0.005% may show as 0.00%. Portfolio information subject to change due to active management.

6. Percent of total net assets.

Management

Carl Thompson, CFA
Executive Director, Portfolio Manager
Joined Eaton Vance 2011

Biography

Carl Thompson is a quantitative portfolio analyst on the Municipals team. He began his career in the investment industry in 2011 at Eaton Vance. Morgan Stanley acquired Eaton Vance in March 2021. He earned a B.A. in economics from Princeton University. He holds the Chartered Financial Analyst distinction.

Education

- B.A. Princeton University

Experience

- Managed Fund since 2023

Other funds managed

- [California Municipal Bond Fund](#)



Trevor G. Smith
Executive Director, Portfolio Manager
Joined Eaton Vance 2010

Biography

Trevor Smith is a portfolio manager on the Municipals Team. He is responsible for buy and sell decisions, portfolio construction and risk management for the firm's municipal bond strategies. He joined Eaton Vance in 2010. Morgan Stanley acquired Eaton Vance in March 2021.

Trevor began his career in the investment management industry in 2008. Before joining Eaton Vance, he was a municipal research analyst at Lord, Abnett & Co. He was also affiliated with Financial Security Assurance and the City of Aspen Finance Department.

Trevor earned a B.A. from Middlebury College and an MBA, with high honors, from Boston University. He is a member of the Boston Municipal Analysts Forum and the National Federation of Municipal Analysts.

Education

- B.A. Middlebury College
- M.B.A. Boston University

Experience

- Managed Fund since 2019

Other funds managed

- [California Municipal Bond Fund](#)

Literature

Literature



Fact Sheet

[Download](#) - Last updated: Mar 31, 2024



Annual Report

[Download](#) - Last updated: Nov 30, 2023



Q1 Holdings

[Download](#) - Last updated: Feb 29, 2024



Q3 Holdings

[Download](#) - Last updated: Aug 31, 2023



Holdings - Form N-PORT

[Download](#)



Auction Preferred Shares Market Update

[Download](#) - Last updated: Jun 1, 2023



Distribution Dates and Amounts Announced for Eaton Vance Closed-End Funds

[Download](#) - Last updated: May 1, 2024



Distribution Dates and Amounts Announced for Eaton Vance Closed-End Funds

[Download](#) - Last updated: Apr 1, 2024



UNII Report

[Download](#) - Last updated: Mar 31, 2024



Distribution Dates and Amounts Announced for Eaton Vance Closed-End Funds

[Download](#) - Last updated: Mar 1, 2024



Distribution Dates and Amounts Announced for Eaton Vance Closed-End Funds

[Download](#) - Last updated: Feb 1, 2024



Distribution Dates and Amounts Announced for Eaton Vance Closed-End Funds

[Download](#) - Last updated: Jan 2, 2024



Certain Eaton Vance Municipal Closed-End Funds Announce Distribution Updates

[Download](#) - Last updated: Dec 21, 2023



Distribution Dates and Amounts Announced for Eaton Vance Closed-End Funds

[Download](#) - Last updated: Dec 1, 2023



Distribution Dates and Amounts Announced for Eaton Vance Closed-End Funds

[Download](#) - Last updated: Nov 1, 2023



Distribution Dates and Amounts Announced for Eaton Vance Closed-End Funds

[Download](#) - Last updated: Oct 2, 2023



Distribution Dates and Amounts Announced for Eaton Vance Closed-End Funds

[Download](#) - Last updated: Sep 1, 2023



Distribution Dates and Amounts Announced for Eaton Vance Closed-End Funds

[Download](#) - Last updated: Aug 1, 2023



Distribution Dates and Amounts Announced for Eaton Vance Closed-End Funds

[Download](#) - Last updated: Jul 3, 2023



Distribution Dates and Amounts Announced for Eaton Vance Closed-End Funds

[Download](#) - Last updated: Jun 1, 2023



Distribution Dates and Amounts Announced for Eaton Vance Closed-End Funds

[Download](#) - Last updated: May 1, 2023



Distribution Dates and Amounts Announced for Eaton Vance Closed-End Funds

[Download](#) - Last updated: Apr 3, 2023



Distribution Dates and Amounts Announced for Eaton Vance Closed-End Funds

[Download](#) - Last updated: Mar 1, 2023



Distribution Dates and Amounts Announced for Eaton Vance Closed-End Funds

[Download](#) - Last updated: Jan 3, 2023



Distribution Dates and Amounts Announced for Eaton Vance Closed-End Funds

[Download](#) - Last updated: Dec 1, 2022



Distribution Dates and Amounts Announced for Eaton Vance Closed-End Funds

[Download](#) - Last updated: Nov 1, 2022



Distribution Dates and Amounts Announced for Eaton Vance Closed-End Funds

[Download](#) - Last updated: Oct 3, 2022



Distribution Dates and Amounts Announced for Eaton Vance Closed-End Funds

[Download](#) - Last updated: Sep 1, 2022



Distribution Dates and Amounts Announced for Eaton Vance Closed-End Funds

[Download](#) - Last updated: Aug 1, 2022



Distribution Dates and Amounts Announced for Eaton Vance Closed-End Funds

[Download](#) - Last updated: Jul 1, 2022



Distribution Dates and Amounts Announced for Eaton Vance Closed-End Funds

[Download](#) - Last updated: Jun 1, 2022



Eaton Vance Management Announces Changes to Portfolio Management Team of Certain Municipal Closed-End Funds

[Download](#) - Last updated: Oct 1, 2021



UNII Report

[Download](#) - Last updated: Sep 30, 2021



UNII Report

[Download](#) - Last updated: Aug 31, 2021



UNII Report

[Download](#) - Last updated: Jul 31, 2021



UNII Report

[Download](#) - Last updated: Jun 30, 2021



UNII Report

[Download](#) - Last updated: May 31, 2021



UNII Report

[Download](#) - Last updated: Apr 30, 2021



UNII Report

[Download](#) - Last updated: Mar 31, 2021



Certain Eaton Vance Closed-End funds Announce Telephonic Annual Meeting of Shareholders on March 18, 2021

[Download](#) - Last updated: Mar 8, 2021



UNII Report

[Download](#) - Last updated: Feb 28, 2021



UNII Report

[Download](#) - Last updated: Jan 31, 2021



Corrected Results of Joint Special Shareholder Meeting of Certain Eaton Vance Closed-End Funds

[Download](#) - Last updated: Jan 12, 2021



Results of Joint Special Shareholder Meeting of Certain Eaton Vance Closed-End Funds

[Download](#) - Last updated: Jan 8, 2021



UNII Report

[Download](#) - Last updated: Dec 31, 2020



Certain Eaton Vance Closed-End Funds Joint Special Meeting of Shareholders on January 7, 2021 Will Be a Virtual Meeting

[Download](#) - Last updated: Dec 23, 2020



UNII Report

[Download](#) - Last updated: Nov 30, 2020



Eaton Vance Closed-End Funds Announce Board Approval of New Investment Advisory and Sub-Advisory Agreements

[Download](#) - Last updated: Nov 10, 2020



UNII Report

[Download](#) - Last updated: Oct 31, 2020



Eaton Vance Closed-End Funds Announce Record and Meeting Dates For Joint Special Meeting of Shareholders

[Download](#) - Last updated: Oct 29, 2020



UNII Report

[Download](#) - Last updated: Sep 30, 2020



UNII Report

[Download](#) - Last updated: Aug 31, 2020



UNII Report

[Download](#) - Last updated: Jul 31, 2020



UNII Report

[Download](#) - Last updated: Jun 30, 2020



UNII Report

[Download](#) - Last updated: May 31, 2020



UNII Report

[Download](#) - Last updated: Apr 30, 2020



UNII Report

[Download](#) - Last updated: Mar 31, 2020



UNII Report

[Download](#) - Last updated: Jan 31, 2020



Distribution Dates and Amounts Announced for Eaton Vance Closed-End Funds and Portfolio Managers of Eaton Have High Income 2021 Target Term Trust (NYSE: EHT)

[Download](#) - Last updated: Jan 2, 2020



UNII Report

[Download](#) - Last updated: Dec 31, 2019



UNII Report

[Download](#) - Last updated: Dec 17, 2019



Eaton Vance Adds Portfolio Managers for Certain Closed-End Funds

[Download](#) - Last updated: Dec 16, 2019



UNII Report

[Download](#) - Last updated: Oct 31, 2019



UNII Report

[Download](#) - Last updated: Sep 30, 2019



UNII Report

[Download](#) - Last updated: Aug 31, 2019



UNII Report

[Download](#) - Last updated: Jul 31, 2019



UNII Report

[Download](#) - Last updated: Jun 30, 2019



UNII Report

[Download](#) - Last updated: May 31, 2019



UNII Report

[Download](#) - Last updated: Apr 30, 2019



UNII Report

[Download](#) - Last updated: Mar 31, 2019



UNII Report

[Download](#) - Last updated: Feb 28, 2019



UNII Report

[Download](#) - Last updated: Jan 31, 2019



UNII Report

[Download](#) - Last updated: Dec 31, 2018



UNII Report

[Download](#) - Last updated: Nov 30, 2018



UNII Report

[Download](#) - Last updated: Oct 31, 2018



UNII Report

[Download](#) - Last updated: Sep 30, 2018



UNII Report

[Download](#) - Last updated: Aug 31, 2018



UNII Report

[Download](#) - Last updated: Jul 31, 2018



UNII Report

[Download](#) - Last updated: Jun 30, 2018



Certain Eaton Vance Municipal Closed-End Funds Announce Authorization of Redemption of Preferred Shares

[Download](#) - Last updated: Jun 1, 2018



UNII Report

[Download](#) - Last updated: May 31, 2018



UNII Report

[Download](#) - Last updated: Apr 30, 2018



UNII Report

[Download](#) - Last updated: Mar 31, 2018



Eaton Vance Municipal Closed-End Funds Announce Mandatory Redemptions of Auction Preferred Shares Outstanding

[Download](#) - Last updated: Mar 12, 2018



UNII Report

[Download](#) - Last updated: Feb 28, 2018



UNII Report

[Download](#) - Last updated: Jan 31, 2018



Closed-End Fund Earnings Undistributed Net Income Information

[Download](#) - Last updated: Dec 31, 2017



Closed-End Fund Earnings Undistributed Net Income Information

[Download](#) - Last updated: Nov 30, 2017



Closed-End Fund Earnings Undistributed Net Income Information

[Download](#) - Last updated: Oct 31, 2017



Closed-End Fund Earnings Undistributed Net Income Information

[Download](#) - Last updated: Sep 30, 2017



Closed-End Fund Earnings Undistributed Net Income Information

[Download](#) - Last updated: Aug 31, 2017



Closed-End Fund Earnings Undistributed Net Income Information

[Download](#) - Last updated: Jul 31, 2017



Closed-End Fund Earnings Undistributed Net Income Information

[Download](#) - Last updated: Jun 30, 2017



Closed-End Fund Earnings Undistributed Net Income Information

[Download](#) - Last updated: May 31, 2017



Distribution Dates and Amounts Announced for Eaton Vance Closed-End Funds

[Download](#) - Last updated: May 1, 2017



Closed-End Fund Earnings Undistributed Net Income Information

[Download](#) - Last updated: Apr 30, 2017



Distribution Dates and Amounts Announced for Eaton Vance Closed-End Funds

[Download](#) - Last updated: Apr 3, 2017



Closed-End Fund Earnings Undistributed Net Income Information

[Download](#) - Last updated: Mar 31, 2017



Closed-End Fund Earnings Undistributed Net Income Information

[Download](#) - Last updated: Feb 28, 2017



Closed-End Fund Earnings Undistributed Net Income Information

[Download](#) - Last updated: Jan 31, 2017



Closed-End Fund Earnings Undistributed Net Income Information

[Download](#) - Last updated: Dec 31, 2016



Closed-End Fund Earnings Undistributed Net Income Information

[Download](#) - Last updated: Nov 30, 2016



Closed-End Fund Earnings Undistributed Net Income Information

[Download](#) - Last updated: Oct 31, 2016



Closed-End Fund Earnings Undistributed Net Income Information

[Download](#) - Last updated: Sep 30, 2016



Closed-End Fund Earnings Undistributed Net Income Information

[Download](#) - Last updated: Aug 31, 2016



Closed-End Fund Earnings Undistributed Net Income Information

[Download](#) - Last updated: Jul 31, 2016



Closed-End Fund Earnings Undistributed Net Income Information

[Download](#) - Last updated: Jun 30, 2016



Closed-End Fund Earnings Undistributed Net Income Information

[Download](#) - Last updated: May 31, 2016



Closed-End Fund Earnings Undistributed Net Income Information


[Download](#) - Last updated: Apr 30, 2016



Closed-End Fund Earnings Undistributed Net Income Information

[Download](#) - Last updated: Mar 31, 2016

-
-  **Closed-End Fund Earnings Undistributed Net Income Information**
[Download](#) - Last updated: Feb 29, 2016
-
-  **Eaton Vance Municipal Income Closed-End Funds Announce Final Results of Auction Preferred Shares Tender Offers and Issuance of New Preferred Shares**
[Download](#) - Last updated: Feb 26, 2016
-
-  **Eaton Vance Municipal Income Closed-End Funds Announce Expiration and Preliminary Results of Auction Preferred Shares Tender Offers**
[Download](#) - Last updated: Feb 24, 2016
-
-  **Eaton Vance Municipal Income Closed End Funds Announce Extension of Auction Preferred Shares Tender Offers**
[Download](#) - Last updated: Feb 16, 2016
-
-  **Eaton Vance Municipal Income Closed End Funds Announce Extension of Auction Preferred Shares Tender Offers**
[Download](#) - Last updated: Feb 3, 2016
-
-  **Closed-End Fund Earnings Undistributed Net Income Information**
[Download](#) - Last updated: Dec 31, 2015
-
-  **Eaton Vance Municipal Income Closed-End Funds Announce Tender Offers for Outstanding Auction Preferred Shares**
[Download](#) - Last updated: Dec 21, 2015
-
-  **Closed-End Fund Earnings Undistributed Net Income Information**
[Download](#) - Last updated: Oct 31, 2015
-
-  **Eaton Vance Municipal Income Closed-End Funds Announce Tender Offers for Outstanding Auction Preferred Shares**
[Download](#) - Last updated: Oct 5, 2015
-
-  **Eaton Vance Closed-End Funds Adopt Share Repurchase Programs**
[Download](#) - Last updated: Nov 15, 2013
-
-  **Section 16 Filings - www.sec.gov**
[Download](#) - Last updated: Jun 30, 2011
-
-  **Semi-Annual Report**
[Download](#) - Last updated: May 31, 2023
-



HEADQUARTERS

One Post Office Square
Boston, MA 02110

<u>Investments</u>	<u>Insights</u>	<u>Taxes & Tools</u>	<u>Resources</u>
Eaton Vance Funds	Advisory Blog	Investment Tax Center	Forms & E-Delivery
Parametric Funds	The BEAT	Tax Information	Mutual Funds & Abandoned Property
Calvert Funds	Market Update Events 	Investment Tax Calculator	DST Vision
Separately Managed Accounts	The Advisor Institute	Laddered Investing Interest Rate Scenario Tool	Active Advisor
Closed-End Funds and Term Trusts		Concentrated Stock Position Calculator	Corporate Filings
		Tax-Equivalent Yield Calculator	Annual Reports
			Press Releases
			Diversity and Inclusion

[Accessibility](#) | [Business Continuity](#) | [Privacy & Cookies](#) | [Your Privacy Choices](#)   | [Terms & Conditions](#) | [Careers](#) | [Contact](#) | [Investor Account Access](#) | [Morgan Stanley Investment Management Terms of Use](#)

Eaton Vance is part of Morgan Stanley Investment Management, the asset management division of Morgan Stanley.

 This image indicates content designed specifically for Financial Advisors / Investment Professionals. This material is not to be used with the public.

NOT FDIC INSURED | OFFER NO BANK GUARANTEE | MAY LOSE VALUE | NOT INSURED BY ANY FEDERAL GOVERNMENT AGENCY | NOT A DEPOSIT

Eaton Vance does not provide tax or legal advice. Prospective investors should consult with a tax or legal advisor before making any investment decision.

The information on this Web page is for U.S. residents only and does not constitute an offer to sell, or a solicitation of an offer to purchase, securities in any jurisdiction to any person to whom it is not lawful to make such an offer.

© Eaton Vance Management. All rights reserved.

Publication details: Tuesday, May 07, 2024 4:47 PM
Page ID: CEV - <https://www.eatonvance.com/california-municipal-income-trust-cev.php>