

Eaton Vance U.S. Value Fund

A Acc GBP (H) ▼

21.28 ▼ -0.59

NAV as of Nov 26, 2021

Share Class



Fact Sheet (English)

Oct 31, 2021



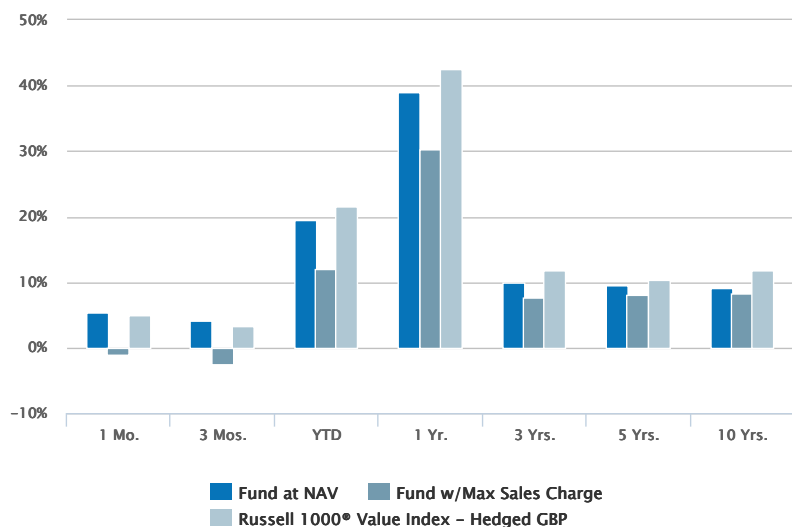
Commentary (English)

Sep 30, 2021

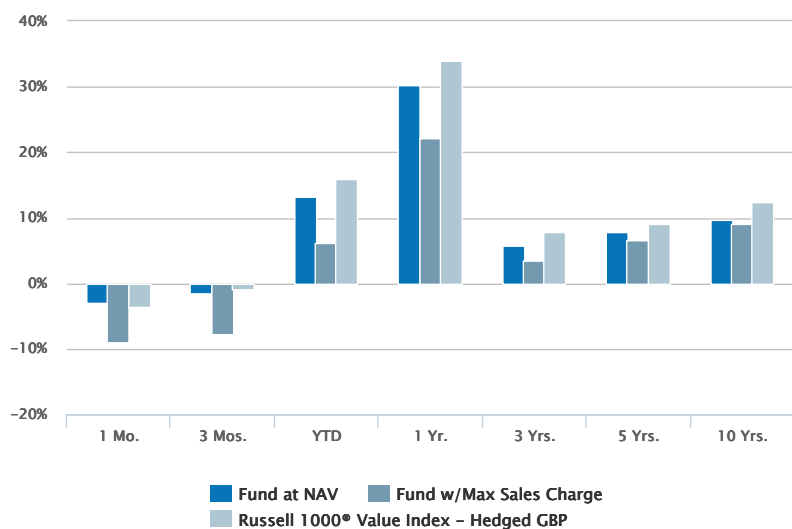
Historical Returns (%)

as of Sep 30, 2021

10/31/2021



09/30/2021



10/31/2021

Fund at NAV	5.46	4.05	19.43	38.98	10.02	9.46	9.00
Fund w/Max Sales Charge	-1.13	-2.46	11.95	30.27	7.69	8.05	8.30
Russell 1000 Value Index - Hedged GBP ¹	5.01	3.28	21.63	42.54	11.74	10.40	11.74

09/30/2021

Fund at NAV	-2.95	-1.62	13.25	30.21	5.67	7.91	9.69
Fund w/Max Sales Charge	-9.01	-7.76	6.16	22.06	3.43	6.53	8.98
Russell 1000 Value Index - Hedged GBP ¹	-3.56	-0.87	15.83	33.94	7.91	8.97	12.37

Fund Facts

as of Oct 31, 2021

Class A Acc GBP (H) Inception	05/26/2006
Investment Objective	Long-term capital growth
Total Net Assets	\$37.7M
Minimum Investment ²	\$1000

Top 10 Holdings (%)^{3,4}

as of Oct 31, 2021

Procter & Gamble Co	4.76
UnitedHealth Group Inc	4.73
Wells Fargo & Co	4.68
ConocoPhillips	4.53
Neurocrine Biosciences Inc	4.07
Thermo Fisher Scientific Inc	4.01
Charles Schwab Corp	4.00
American International Group Inc	3.79
Alphabet Inc - CL A	3.71
Allstate Corp	3.48
Total	41.78

1. Russell 1000® Value Index is an unmanaged index of U.S. large-cap value stocks, GBP hedged. Unless otherwise stated, index returns do not reflect the effect of any applicable sales charges, commissions, expenses, taxes or leverage, as applicable. It is not possible to invest directly in an index. Historical performance of the index illustrates market trends and does not represent the past or future performance of the fund.

2. Minimum investment amount dependent on share class currency.

3. Top 10 Holdings excludes cash and equivalents.

4. Per cent of total net assets.

Fund Codes

CUSIP	G2918S389
ISIN	IE00B0Y4JW23
SEDOL	B0Y4JW2
Valor Number	2438119
Wertpapierkennnummer	A0JDGK

The portfolio profile is subject to change due to active management. Percentages may not total 100 % due to rounding.

About Risk:

The value of equity securities is sensitive to stock market volatility. Investments in foreign instruments or currencies can involve greater risk and volatility than U.S. investments because of adverse market, economic, political, regulatory, geopolitical, currency exchange rates or other conditions. No fund is a complete investment program and you may lose money investing in a fund. The Fund may engage in other investment practices that may involve additional risks and you should review the [Fund prospectus](#) for a complete description.

Performance

Historical Returns (%)

as of Sep 30, 2021

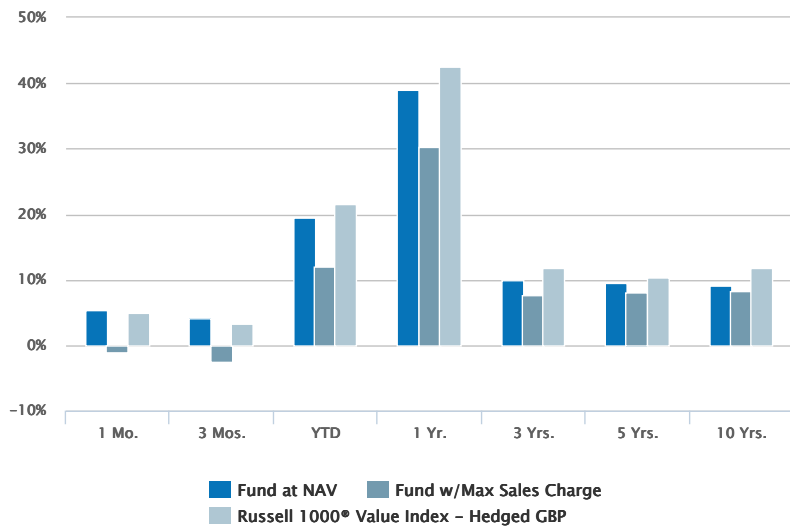
10/31/2021

Portf

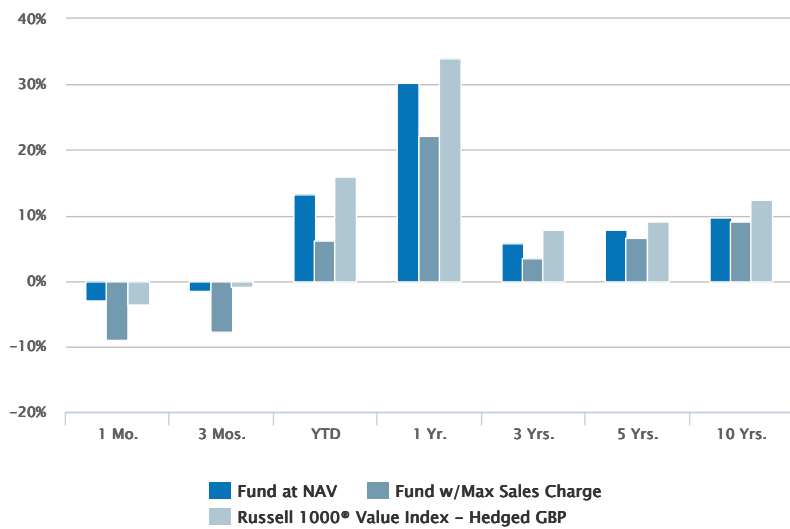
[Edward J.](#)

[Aaron Dun](#)

[Brad Galko](#)



09/30/2021



10/31/2021

Fund at NAV	5.46	4.05	19.43	38.98	10.02	9.46	9.00
Fund w/Max Sales Charge	-1.13	-2.46	11.95	30.27	7.69	8.05	8.30
Russell 1000® Value Index - Hedged GBP ¹	5.01	3.28	21.63	42.54	11.74	10.40	11.74
09/30/2021							
Fund at NAV	-2.95	-1.62	13.25	30.21	5.67	7.91	9.69
Fund w/Max Sales Charge	-9.01	-7.76	6.16	22.06	3.43	6.53	8.98
Russell 1000® Value Index - Hedged GBP ¹	-3.56	-0.87	15.83	33.94	7.91	8.97	12.37

Calendar Year Returns (%)

	2011	2012	2013	2014	2015	2016	2017	2018	2019	2020
Fund at NAV	-6.54	13.78	28.12	9.68	-2.57	6.35	11.54	-9.80	24.93	-2.51
Russell 1000® Value Index - Hedged GBP ¹	-0.19	16.97	33.06	13.66	-4.22	16.26	12.24	-10.08	23.58	0.08

Fund Facts

Class A Acc GBP (H) Inception

05/26/2006

NAV History

Date

Nov 24, 2021

Nov 23, 2021

Nov 22, 2021

Nov 19, 2021

Nov 18, 2021

Nov 17, 2021

Nov 16, 2021

Nov 15, 2021

Nov 12, 2021

Nov 11, 2021

Distribution History⁵

Ex-Date

Distribution

Reinvest NAV

No records in this table indicates that there has not been a distribution greater than .0001 within the past 3 years.

[Fund prospectus](#)

The portfolio profile is subject to change due to active management. Percentages may not total 100 % due to rounding.

About Risk:

The value of equity securities is sensitive to stock market volatility. Investments in foreign instruments or currencies can involve greater risk and volatility than U.S. investments because of adverse market, economic, political, regulatory, geopolitical, currency exchange rates or other conditions. No fund is a complete investment program and you may lose money investing in a fund. The Fund may engage in other investment practices that may involve additional risks and you should review the [Fund prospectus](#) for a complete description.

1. Russell 1000® Value Index is an unmanaged index of U.S. large-cap value stocks, GBP hedged. Unless otherwise stated, index returns do not reflect the effect of any applicable sales charges, commissions, expenses, taxes or leverage, as applicable. It is not possible to invest directly in an index. Historical performance of the index illustrates market trends and does not represent the past or future performance of the fund.

5. A portion of the Fund's returns may be comprised of return of capital or short-term capital gains. The Fund will determine the tax characteristics of all Fund distributions after the end of the calendar year and will provide shareholders with such information at that time. Please consult your tax advisor for further information.

Portfolio

Asset Mix (%)^{4,6}

as of Oct 31, 2021

10/31/2021

Portfolio Statistics

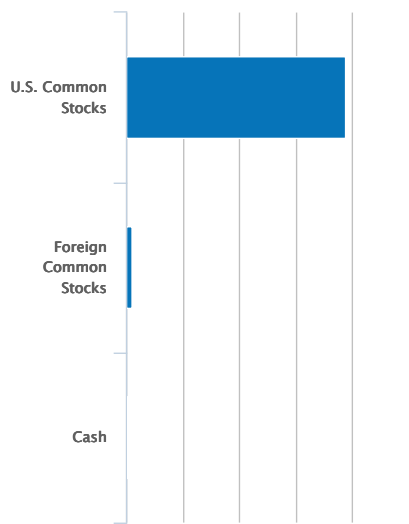
as of Oct 31, 2021

Median Market Cap \$51.4B

Average Market Cap \$190.9B

Price/Earnings Ratio 17.77

Number of Holdings 48



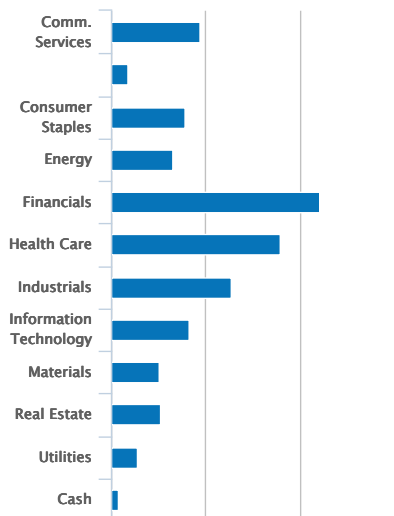
U.S. Common Stocks	96.68
Foreign Common Stocks	2.65
Cash	0.66
Total	100.00

Price/Book Ratio	2.51
Active Share ⁷	89.54%

GICS Sector Breakdown (%)⁴

as of Oct 31, 2021

10/31/2021



Comm. Services	9.35	7.77
Consumer Discretionary	1.75	5.64
Consumer Staples	7.82	7.00
Energy	6.48	5.35
Financials	22.03	21.88
Health Care	17.95	17.40
Industrials	12.64	11.71
Information Technology	8.27	9.86

Market Cap Breakdown (%)^{4,9}

as of Oct 31, 2021

>\$150 BILLION	34.27
\$50 - \$150 BILLION	25.75
\$15 - \$50 BILLION	23.39
\$5 - \$15 BILLION	13.57
\$1.5 - \$5 BILLION	2.38
[CASH]	0.65

Materials	5.03	3.70
Real Estate	5.20	4.82
Utilities	2.81	4.89
Cash	0.66	—

Fund Holdings (%)^{4,10}

as of Sep 30, 2021

Holding	% of Net Assets
Procter & Gamble Co	4.92%
Wells Fargo & Co	4.49%
ConocoPhillips	4.36%
UnitedHealth Group Inc	4.24%
Neurocrine Biosciences Inc	3.91%
Thermo Fisher Scientific Inc	3.83%
Alphabet Inc - CL A	3.80%
Allstate Corp	3.78%
Charles Schwab Corp	3.75%
Texas Instruments Inc	3.75%

[View All](#)

The portfolio profile is subject to change due to active management. Percentages may not total 100 % due to rounding.

About Risk:

The value of equity securities is sensitive to stock market volatility. Investments in foreign instruments or currencies can involve greater risk and volatility than U.S. investments because of adverse market, economic, political, regulatory, geopolitical, currency exchange rates or other conditions. No fund is a complete investment program and you may lose money investing in a fund. The Fund may engage in other investment practices that may involve additional risks and you should review the [Fund prospectus](#) for a complete description.

4. Per cent of total net assets.

6. A delay in transaction settlement may result in a negative cash position.

7. Active Share is a measure of the differentiation of the holdings of a portfolio from the holdings of its appropriate benchmark index. It is calculated as one half of the sum of the absolute value of the differences found between the portfolio weights and the benchmark weights.

8. Russell 1000® Value Index is an unmanaged index of U.S. large-cap value stocks. Unless otherwise stated, index returns do not reflect the effect of any applicable sales charges, commissions, expenses, taxes or leverage, as applicable. It is not possible to invest directly in an index. Historical performance of the index illustrates market trends and does not represent the past or future performance of the fund.

9. Market cap breakdown excludes cash and equivalents.

10. The following list reflects unaudited securities holdings (excluding derivatives positions). Holdings information may differ if presented as of the trade date. Due to rounding, holdings of less than 0.005 % may show as 0.00 %. Portfolio information is subject to change due to active management.

Management



Edward J. Perkin, CFA

Vice President, Chief Equity Investment Officer
Eaton Vance Management
Joined Eaton Vance in 2014

Biography

Edward Perkin is a vice president of Eaton Vance Management and chief investment officer, equity. He is responsible for all equity disciplines at Eaton Vance. Additionally, he serves as a portfolio manager on Eaton Vance's value team. He is responsible for buy and sell decisions, portfolio construction and risk management for the firm's large-cap value equity portfolios. He is head of the firm's Equity Strategy Committee and a member of the Eaton Vance Management Committee. He joined Eaton Vance in 2014.

Eddie began his career in the finance industry in 1993. Before joining Eaton Vance, he served as chief investment officer (international and emerging-market equity) as well as managing director/portfolio manager (Europe, EAFE and Global) at Goldman Sachs Asset Management (GSAM) in London. Before relocating to London in 2008, Eddie was a portfolio manager and analyst on GSAM's U.S. value equity team in New York. Eddie was previously associated with FISERV and American Retirement Insurance Services.

Eddie earned a B.A. from the University of California, Santa Barbara, and an M.B.A. from Columbia Business School. He is a CFA charterholder and is a member of the board of directors of Junior Achievement of Northern New England.

Education

- B.A. University of California, Santa Barbara
- M.B.A. Columbia University

Experience

- Managed Fund since 2014



Aaron Dunn, CFA

Vice President, Eaton Vance Management
Joined Eaton Vance in 2012

Biography

Aaron Dunn is a vice president of Eaton Vance Management, co-director of value equity on Eaton Vance's value team, where he also serves as a portfolio manager. He is responsible for buy and sell decisions, portfolio construction and risk management, as well as coverage of the energy sector. He is a member of the firm's Equity Strategy Committee. He joined Eaton Vance in 2012.

Aaron began his career in the investment management industry in 2000. Before joining Eaton Vance, Aaron was a senior equity analyst for Pioneer Global Asset Management. He was previously affiliated with Invesco and U.S. Global Investors.

Aaron earned a B.S. from the University of Arkansas and an MBA from The University of Texas at Austin McCombs School of Business. He is a member of the CFA Society of Boston and a CFA charterholder.

Education

- B.S. University of Arkansas
- M.B.A. University of Texas at Austin

Experience

- Managed Fund since 2017
-



Brad Galko, CFA

Vice President, Eaton Vance Management
Joined Eaton Vance in 2013

Biography

Bradley Galko is a vice president of Eaton Vance Management and a portfolio manager on Eaton Vance's value team. He is responsible for buy and sell decisions, portfolio construction and risk management, as well as coverage of the industrials and materials sectors. He is a member of the firm's Equity Strategy Committee. He joined Eaton Vance in 2013.

Brad began his career in the investment management industry in 1991. Before joining Eaton Vance, Brad was a vice president and senior equity analyst at Pioneer Investment Management. Previously, he was a vice president and senior equity research analyst at Morgan Stanley & Co.

Brad earned a B.B.A., magna cum laude, from the University of Notre Dame. He is a CFA charterholder and member of the CFA Society Boston.

Education

- B.B.A University of Notre Dame

Experience

- Managed Fund since 2020

Literature

Literature



Fact Sheet (Italian)

[Download](#) - Last updated: Oct 31, 2021



Fact Sheet (Spanish)

[Download](#) - Last updated: Oct 31, 2021



Fact Sheet (English)

[Download](#) - Last updated: Oct 31, 2021



Commentary (English)

[Download](#) - Last updated: Sep 30, 2021



Annual Report (English)

[Download](#) - Last updated: Dec 31, 2020



Annual Report (Swiss German)

[Download](#) - Last updated: Dec 31, 2020



Eaton Vance International (Ireland) Funds Full Prospectus (Switzerland - German)

[Download](#) - Last updated: Oct 1, 2021



Eaton Vance Global Advisors Limited Privacy Statement

[Download](#) - Last updated: Apr 17, 2018



Important Documents including Key Investor Information Documents (KIID)

[Download](#)



Prospectus Supplement (German)

[Download](#) - Last updated: Mar 9, 2021



Semiannual Report (Swiss German)

[Download](#) - Last updated: Jun 30, 2021



Semiannual Report (English)

[Download](#) - Last updated: Jun 30, 2021



[Insights](#)

[Strategies](#)

[Funds](#)

[About](#)

[Contact](#)

INTERNATIONAL HEADQUARTERS

125 Old Broad Street
London, EC2N 1AR
United Kingdom

[Accessibility](#)

[Privacy Policy](#)

[Legal Information](#)

[Terms of Use](#)

[Cookies Policy](#)

[Principles for Responsible Investment](#)

To report a website vulnerability, please go to [Responsible Disclosure](#).

Eaton Vance is part of Morgan Stanley Investment Management, the asset management division of Morgan Stanley.

This site (www.eatonvance.ch) is operated by Eaton Vance Management (International) Limited ("We"). We are a limited company, registered in England and Wales under company number 4228294 and have our registered office at 125 Old Broad Street, London, EC2N 1AR. Our VAT number is 762717416.

Eaton Vance Management (International) Limited is authorised and regulated by the Financial Conduct Authority ("FCA") and is entered on the FCA's register with register number 208634.

The value of your investment can go up or down so you may get back less than your initial investment. Past performance is not a guide to future returns.

The information on this webpage is not intended for U.S. residents. To visit our U.S. website [please click here](#).

Eaton Vance Management (Registration No. 1121368) and Parametric Portfolio Associates (Registration No. 1217626) are the registered trade marks of Eaton Vance.

Publication details: Tuesday, November 30, 2021 12:25 AM

Page ID: EVATS - <https://www.eatonvance.ch/eaton-vance-u-s-value-fund-evats.php>