

Eaton Vance Global High Yield Bond Fund

I Acc USD 

12.67  -0.08

NAV as of Nov 26, 2021

Share Class



Fact Sheet (English)

Oct 31, 2021



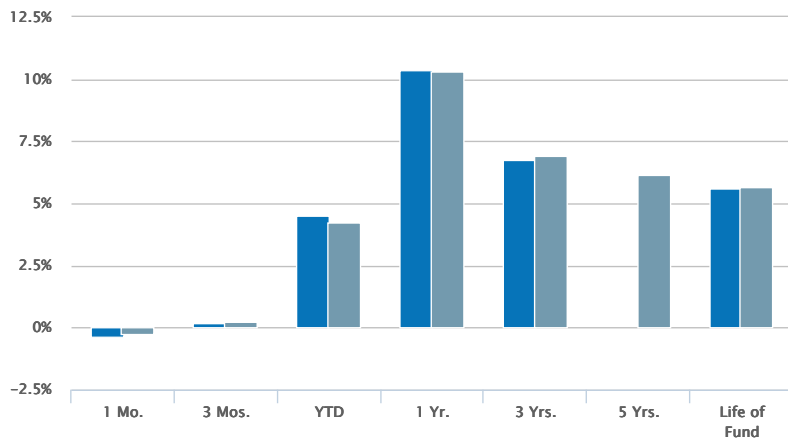
Commentary

Sep 30, 2021

Historical Returns (%)

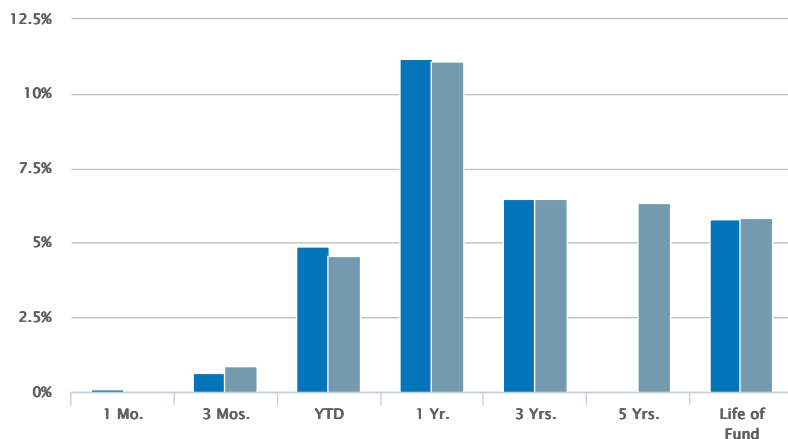
as of Sep 30, 2021

10/31/2021



■ Fund at NAV
■ ICE BofA Developed Markets High Yield Ex-Subordinated Financial Index (Hedged)

09/30/2021



■ Fund at NAV
■ ICE BofA Developed Markets High Yield Ex-Subordinated Financial Index (Hedged)

10/31/2021

Fund at NAV	-0.39	0.16	4.49	10.35	6.76	—	5.60
ICE BofA Developed Markets High Yield Ex-Subordinated Financial Index (Hedged)	-0.28	0.23	4.26	10.29	6.90	6.17	5.65

09/30/2021

Fund at NAV	0.08	0.63	4.90	11.17	6.49	—	5.80
ICE BofA Developed Markets High Yield Ex-Subordinated Financial Index (Hedged)	0.01	0.88	4.55	11.07	6.48	6.32	5.83

Fund Facts

as of Oct 31, 2021

Class I Acc USD Inception 04/27/2017

Investment Objective Current income and total return

Fund Codes

CUSIP G29202424

ISIN IE00BF2CM462

SEDOL BF2CM46

Total Net Assets	\$19.4M	Valor Number	36260880
Minimum Investment	\$5000000	Wertpapierkennnummer	A2DN62

Top 10 Issuers (%)¹

as of Oct 31, 2021

Allied Universal LLC	1.48
Netflix Inc	1.25
Occidental Petroleum Corp	1.24
Victoria PLC	1.21
Centene Corp.	1.19
Kraft Heinz Foods Co.	1.17
Charter Communications	1.15
Carnival Corp.	1.10
Viking Cruises Ltd.	1.09
Gems Menasa	1.08
Total	11.96

Portfolio Management

[Jeffrey D. Mueller](#)

[Managed Fund since inception](#)

[Stephen C. Concannon, CFA](#)

[Managed Fund since 2019](#)

[Kelley Baccei Gerrity](#)

[Managed Fund since inception](#)

About Risk

An imbalance in supply and demand in the income market may result in valuation uncertainties and greater volatility, less liquidity, widening credit spreads and a lack of price transparency in the market. Investments in income securities may be affected by changes in the creditworthiness of the issuer and are subject to the risk of nonpayment of principal and interest. The value of income securities also may decline because of real or perceived concerns about the issuer's ability to make principal and interest payments. Investments rated below the investment grade (typically referred to as "junk") are generally subject to greater price volatility and illiquidity than higher-rated investments. As interest rates rise, the value of certain income investments is likely to decline. Derivative instruments can be used to take both long and short positions, be highly volatile, result in economic leverage (which can magnify losses) and involve risks in addition to the risks of the underlying instrument on which the derivative is based, such as counterparty, correlation and liquidity risk. If a counterparty is unable to honour its commitments, the value of Fund shares may decline and/or the Fund could experience delays in the return of collateral or other assets held by the counterparty. No fund is a complete investment programme and you may lose money investing in a fund. The Fund may engage in other investment practices that may involve additional risks and you should review the [Fund prospectus](#) for a complete description.

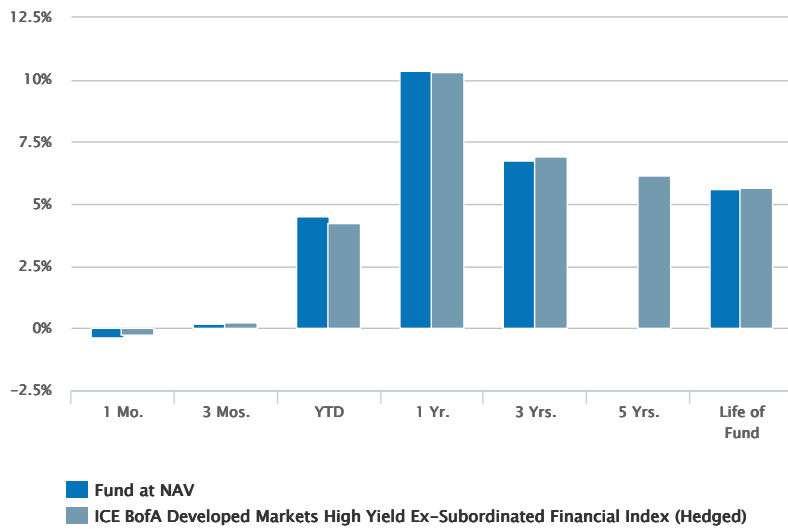
1. Per cent of total net assets.

Performance

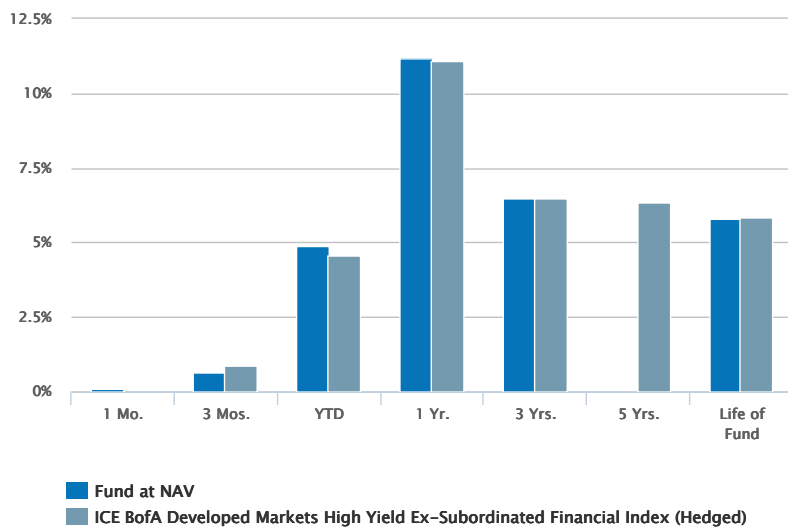
Historical Returns (%)

as of Sep 30, 2021

10/31/2021



09/30/2021



10/31/2021

Fund at NAV	-0.39	0.16	4.49	10.35	6.76	—	5.60
ICE BofA Developed Markets High Yield Ex-Subordinated Financial Index (Hedged)	-0.28	0.23	4.26	10.29	6.90	6.17	5.65
09/30/2021							
Fund at NAV	0.08	0.63	4.90	11.17	6.49	—	5.80
ICE BofA Developed Markets High Yield Ex-Subordinated Financial Index (Hedged)	0.01	0.88	4.55	11.07	6.48	6.32	5.83

Calendar Year Returns (%)

	2011	2012	2013	2014	2015	2016	2017	2018	2019	2020
Fund at NAV	—	—	—	—	—	—	—	-1.63	14.45	4.44
ICE BofA Developed Markets High Yield Ex-Subordinated Financial Index (Hedged)	4.34	16.57	7.63	2.82	-3.60	16.57	7.59	-1.90	14.29	5.61

Fund Facts

Class I Acc USD Inception

04/27/2017

NAV History

Date	NAV	NAV Change
Nov 24, 2021	\$12.75	-\$0.02
Nov 23, 2021	\$12.77	-\$0.03
Nov 22, 2021	\$12.80	-\$0.02
Nov 19, 2021	\$12.82	\$0.00
Nov 18, 2021	\$12.82	-\$0.01
Nov 17, 2021	\$12.83	\$0.00
Nov 16, 2021	\$12.83	-\$0.01
Nov 15, 2021	\$12.84	-\$0.01
Nov 12, 2021	\$12.85	-\$0.02
Nov 11, 2021	\$12.87	\$0.01

About Risk

An imbalance in supply and demand in the income market may result in valuation uncertainties and greater volatility, less liquidity, widening credit spreads and a lack of price transparency in the market. Investments in income securities may be affected by changes in the creditworthiness of the issuer and are subject to the risk of nonpayment of principal and interest. The value of income securities also may decline because of real or perceived concerns about the issuer's ability to make principal and interest payments. Investments rated below the investment grade (typically referred to as "junk") are generally subject to greater price volatility and illiquidity than higher-rated investments. As interest rates rise, the value of certain income investments is likely to decline. Derivative instruments can be used to take both long and short positions, be highly volatile, result in economic leverage (which can magnify losses) and involve risks in addition to the risks of the underlying instrument on which the derivative is based, such as counterparty, correlation and liquidity risk. If a counterparty is unable to honour its commitments, the value of Fund shares may decline and/or the Fund could experience delays in the return of collateral or other assets held by the counterparty. No fund is a complete investment programme and you may lose money investing in a fund. The Fund may engage in other investment practices that may involve additional risks and you should review the [Fund prospectus](#) for a complete description.

Portfolio

Asset Mix (%)¹

as of Oct 31, 2021

Corporate Bonds	91.77
Floating Rate Loans	4.71
Cash	3.52

Portfolio Statistics

as of Oct 31, 2021

Number of Issuers	258
Number of Holdings ex cash	434
Average Coupon	5.25%
Average Maturity	6.73 yrs.
Average Effective Maturity	4.63 yrs.
Average Duration	3.46 yrs.
Average Price	\$102.73

Sector Breakdown (%)¹

as of Oct 31, 2021

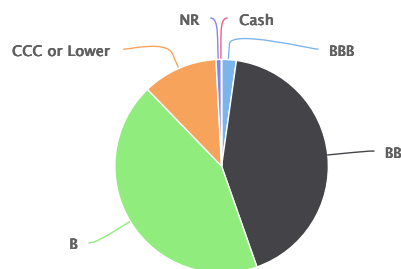
Energy	10.09
Healthcare	8.25
Services	7.69
Telecommunications	6.43
Homebuilders & Real Estate	5.04
Diversified Financial Services	4.79
Leisure	4.23
Super Retail	4.21
Food, Beverage & Tobacco	3.47
Other	3.51

[View All](#)

Credit Quality (%)

as of Oct 31, 2021

10/31/2021



BBB	2.23
BB	42.41
B	43.15
CCC or Lower	11.38
NR	0.83
Cash	0.00

Ratings are based on the average of ratings from S&P, Moody's and Fitch. Ratings, which are subject to change, apply to the creditworthiness of the issuers of the underlying securities and not to the Fund or its shares. Credit ratings measure the quality of a bond based on the issuer's creditworthiness, with ratings ranging from AAA, being the highest, to D, being the lowest based on S&P measures. Ratings of BBB or higher by S&P or Fitch (Baa or higher by Moody's) are considered to be investment-grade quality. Credit ratings are based largely on the ratings agency's analysis at the time of rating. The rating assigned to any particular security is not necessarily a reflection of the issuer's current financial condition and does not necessarily reflect its assessment of the volatility of a security's market value or of the liquidity of an investment in the security. Holdings designated as "Not Rated" are not rated by the national ratings agencies stated above.

Maturity Distribution (%)²

as of Oct 31, 2021

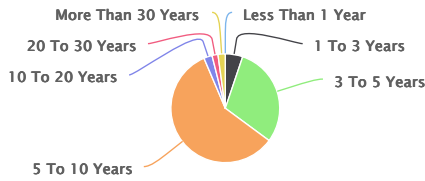
10/31/2021

Assets by Country (%)¹

as of Oct 31, 2021

United States	62.98
United Kingdom	5.59
Canada	4.82
Luxembourg	4.23
Italy	3.67
Germany	3.31
France	3.04

[View All](#)



Less Than 1 Year	0.00
1 To 3 Years	5.19
3 To 5 Years	29.94
5 To 10 Years	58.46
10 To 20 Years	2.49
20 To 30 Years	1.76
More Than 30 Years	2.16
Total	100.00

Fund Holdings^{1,3}

as of Sep 30, 2021

Holding	Coupon Rate	Maturity Date	% of Net Assets
United States Dollar			4.15%
Victoria PLC	3.63%	08/26/2026	1.23%
GEMS MENASA CAYMAN LTD / REGS		07/31/2026	1.07%
Allied Universal Holdco LLC/Allied Universal Finance Corp/Atlas Luxco 4 Sarl	4.63%	06/01/2028	1.05%
Infrabuild Australia Pty Ltd	12.00%	10/01/2024	1.05%
Grifols Escrow Issuer SA	3.88%	10/15/2028	1.01%
USD Receivable for Investments Sold			1.01%
PrestigeBidCo GmbH	6.25%	12/15/2023	0.93%
Summer BC Holdco A Sarl	9.25%	10/31/2027	0.92%
Viking Cruises Ltd	5.88%	09/15/2027	0.82%

[View All](#)

Spain	2.22
Netherlands	1.98
Cayman Islands	1.63
View All	

About Risk

An imbalance in supply and demand in the income market may result in valuation uncertainties and greater volatility, less liquidity, widening credit spreads and a lack of price transparency in the market. Investments in income securities may be affected by changes in the creditworthiness of the issuer and are subject to the risk of nonpayment of principal and interest. The value of income securities also may decline because of real or perceived concerns about the issuer's ability to make principal and interest payments. Investments rated below the investment grade (typically

referred to as "junk") are generally subject to greater price volatility and illiquidity than higher-rated investments. As interest rates rise, the value of certain income investments is likely to decline. Derivative instruments can be used to take both long and short positions, be highly volatile, result in economic leverage (which can magnify losses) and involve risks in addition to the risks of the underlying instrument on which the derivative is based, such as counterparty, correlation and liquidity risk. If a counterparty is unable to honour its commitments, the value of Fund shares may decline and/or the Fund could experience delays in the return of collateral or other assets held by the counterparty. No fund is a complete investment programme and you may lose money investing in a fund. The Fund may engage in other investment practices that may involve additional risks and you should review the [Fund prospectus](#) for a complete description.

1. Per cent of total net assets.
2. Per cent of bond holdings.
3. The following list reflects unaudited securities holdings (excluding derivatives positions). Holdings information may differ if presented as of the trade date. Due to rounding, holdings of less than 0.005 % may show as 0.00 %. Portfolio information is subject to change due to active management.

Management



Jeffrey D. Mueller

Co-Director of High Yield, Portfolio Manager
Joined Eaton Vance in 2015

Biography

Jeffrey Mueller is a vice president of Eaton Vance Advisers International Ltd. co-director of high yield and portfolio manager on Eaton Vance's high-yield team. He is responsible for buy and sell decisions, portfolio construction and risk management for the firm's high-yield and multi-asset credit strategies. He is also a member of the firmwide asset allocation committee. He joined Eaton Vance in 2015.

Jeff began his career in the investment management industry in 2004. Before joining Eaton Vance, he was a high-yield portfolio manager with Threadneedle Investments. He was previously affiliated with Centaurus Capital Ltd. and Amaranth Advisors LLC.

Jeff earned a B.B.A. from the University of Wisconsin at Madison.

Education

- B.B.A. University of Wisconsin at Madison

Experience

- Managed Fund since inception

Other funds managed

- [Eaton Vance U.S. High Yield Bond Fund](#)



Stephen C. Concannon, CFA
Co-Director of High Yield, Portfolio Manager
Joined Eaton Vance in 2000

Biography

Stephen Concannon is a vice president of Eaton Vance Management, co-director of high yield and portfolio manager on Eaton Vance's high-yield team. He is responsible for buy and sell decisions, portfolio construction and risk management for the firm's high-yield strategies. He joined Eaton Vance in 2000.

Steve began his career in the investment management industry in 1993. Before joining Eaton Vance, he was a research analyst for Wellington Management.

Steve earned a B.A. from Bates College. He is a member of the CFA Society of Boston and is a CFA charterholder.

Education

- B.A. Bates College

Experience

- Managed Fund since 2019

Other funds managed

- [Eaton Vance U.S. High Yield Bond Fund](#)



Kelley Baccei Gerrity
Vice President, Portfolio Manager
Joined Eaton Vance in 2005

Biography

Kelley Baccei is a vice president of Eaton Vance Management and a portfolio manager on Eaton Vance's high-yield team. She is responsible for buy and sell decisions and portfolio construction. She joined Eaton Vance in 2005.

Kelley began her career in the investment management industry in 2000. Before joining Eaton Vance, she was the director of high-yield distressed research at Fieldstone Capital Group. Previously, she was associate director of fixed-income research at Scotia Capital Markets, Inc.

Kelley earned a B.A. from Boston College and a certificate in credit analysis from New York University.

Education

- B.A. Boston College

Experience

- Managed Fund since inception

Other funds managed

- [Eaton Vance U.S. High Yield Bond Fund](#)

Literature

Literature



Fact Sheet (English)

[Download](#) - Last updated: Oct 31, 2021



Commentary

[Download](#) - Last updated: Sep 30, 2021



Annual Report (English)

[Download](#) - Last updated: Dec 31, 2020



Annual Report (Swiss German)

[Download](#) - Last updated: Dec 31, 2020



Eaton Vance International (Ireland) Funds Full Prospectus (Switzerland - German)

[Download](#) - Last updated: Oct 1, 2021



Eaton Vance Global Advisors Limited Privacy Statement

[Download](#) - Last updated: Apr 17, 2018



Important Documents including Key Investor Information Documents (KIID)

[Download](#)



Supplement (German)

[Download](#) - Last updated: Oct 1, 2021



Semiannual Report (Swiss German)

[Download](#) - Last updated: Jun 30, 2021



Semiannual Report (English)

[Download](#) - Last updated: Jun 30, 2021



To report a website vulnerability, please go to [Responsible Disclosure](#).

Eaton Vance is part of Morgan Stanley Investment Management, the asset management division of Morgan Stanley.

This site (www.eatonvance.ch) is operated by Eaton Vance Management (International) Limited ("We"). We are a limited company, registered in England and Wales under company number 4228294 and have our registered office at 125 Old Broad Street, London, EC2N 1AR. Our VAT number is 762717416.

Eaton Vance Management (International) Limited is authorised and regulated by the Financial Conduct Authority ("FCA") and is entered on the FCA's register with register number 208634.

The value of your investment can go up or down so you may get back less than your initial investment. Past performance is not a guide to future returns.

The information on this webpage is not intended for U.S. residents. To visit our U.S. website [please click here](#).

Eaton Vance Management (Registration No. 1121368) and Parametric Portfolio Associates (Registration No. 1217626) are the registered trade marks of Eaton Vance.

Publication details: Tuesday, November 30, 2021 12:25 AM

Page ID: EYITD - <https://www.eatonvance.ch/eaton-vance-global-high-yield-bond-fund-eyitd.php>