

Eaton Vance Emerging Markets Debt Opportunities Fund

I Inc (Q) USD ▾

9.89 ▼ -0.07

NAV as of Nov 26, 2021

Share Class



Fact Sheet

Oct 31, 2021



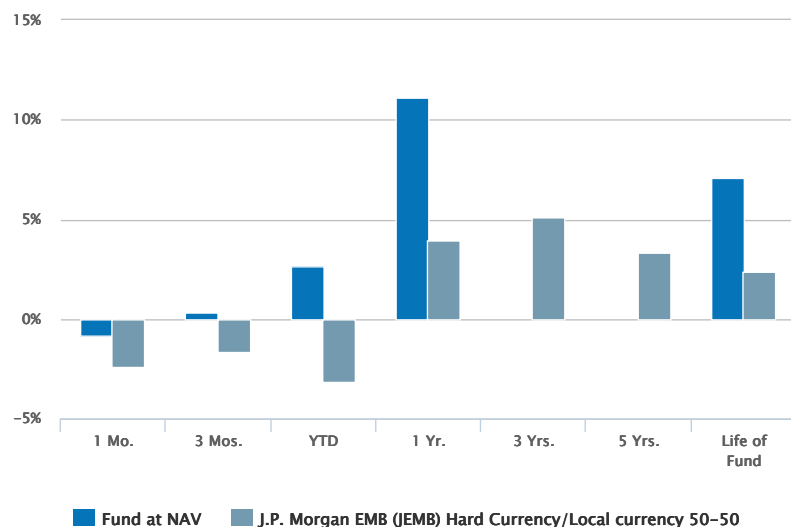
Commentary

Sep 30, 2021

Historical Returns (%)

as of Sep 30, 2021

09/30/2021



Fund at NAV	-0.84	0.32	2.65	11.10	—	—	7.11
J.P. Morgan EMB (JEMB) Hard Currency/Local currency 50-50 ¹	-2.40	-1.67	-3.17	3.95	5.07	3.36	2.35

Fund Facts

as of Oct 31, 2021

Class I Inc (Q) USD Inception	10/14/2019
Investment Objective	Total return
Total Net Assets of Fund	\$350.3M
Minimum Investment	\$5000000

Fund Codes

CUSIP	G29217182
ISIN	IE00BJ9MMP83
SEDOL	BJ9MMP8
Valor Number	49586839
Wertpapierkennnummer	N/A

Portfolio Management

[John R. Baur](#)[Managed Fund since inception](#)[Akbar A. Causer](#)[Managed Fund since 2021](#)[Brian Shaw, CFA](#)[Managed Fund since 2021](#)

The portfolio profile is subject to change due to active management. Percentages may not total 100 % due to rounding.

About Risk:

The value of investments held by the Fund may increase or decrease in response to economic, and financial events (whether real, expected or perceived) in the U.S. and global markets. Investments in foreign instruments or currencies can involve greater risk and volatility than U.S. investments because of adverse market, economic, political, regulatory, geopolitical, currency exchange rates or other conditions. In emerging countries, these risks may be more significant. Investments in debt instruments may be affected by changes in the creditworthiness of the issuer and are subject to the risk of non-payment of principal and interest. The value of income securities also may decline because of real or perceived concerns about the issuer's ability to make principal and interest payments. The Fund's exposure to derivatives involves risks different from, or possibly greater than, the risks associated with investing directly in securities and other investments. Derivatives instruments can be highly volatile, result in leverage (which can increase both the risk and return potential of the Fund), and involve risks in addition to the risks of the underlying instrument on which the derivative is based, such as counterparty, correlation and liquidity risk. If a counterparty is unable to honor its

commitments, the value of Fund shares may decline and/or the Fund could experience delays in the return of collateral or other assets held by the counterparty. As interest rates rise, the value of certain income investments is likely to decline. Because the Fund may invest significantly in a particular geographic region or country, value of Fund shares may fluctuate more than a fund with less exposure to such areas. A non-diversified fund may be subject to greater risk by investing in a smaller number of investments than a diversified fund. Investments rated below investment grade (sometimes referred to as "junk") are typically subject to greater price volatility and illiquidity than higher rated investments. The Fund is exposed to liquidity risk when trading volume, lack of a market maker or trading partner, large position size, market conditions, or legal restrictions impair its ability to sell particular investments or to sell them at advantageous market prices. No fund is a complete investment program and you may lose money investing in a fund. The Fund may engage in other investment practices that may involve additional risks and you should review the [Fund prospectus](#) for a complete description.

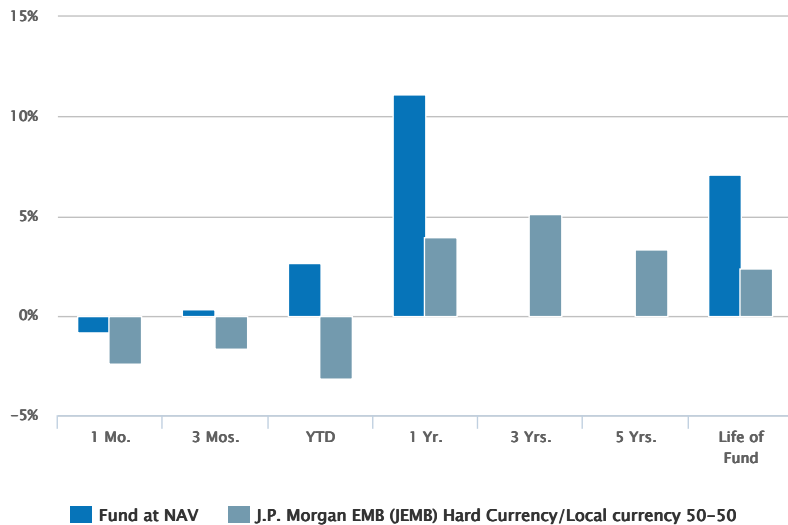
1. The J.P. Morgan EMB (JEMB) Hard Currency/Local currency 50-50 is a blended index consisting of 50% J.P. Morgan Government Bond Index: Emerging Market Global Diversified (JPM GBI-EM GD), 25% J.P. Morgan Emerging Markets Bond Index Global Diversified (JPM EMBIGD), 25% J.P. Morgan Corporate Emerging Market Bond Index Broad Diversified (JPM CEMBI BD). The JPM GBI-EM GD is an unmanaged index of local-currency bonds with maturities of more than one year issued by emerging markets governments. Inception date for index is 12/31/02. The JPM EMBIGD is an unmanaged index of USD-denominated bonds with maturities of more than one year issued by emerging markets governments. The JPM CEMBI BD is an unmanaged index of USD-denominated emerging market corporate bonds. Unless otherwise stated, index returns do not reflect the effect of any applicable sales charges, commissions, expenses, taxes or leverage, as applicable. It is not possible to invest directly in an index. Historical performance of the index illustrates market trends and does not represent the past or future performance of the fund. Information has been obtained from sources believed to be reliable but J.P. Morgan does not warrant its completeness or accuracy. The Index is used with permission. The Index may not be copied, used, or distributed without J.P. Morgan's prior written approval. Copyright 2019, J.P. Morgan Chase & Co. All rights reserved.

Performance

Historical Returns (%)

as of Sep 30, 2021

09/30/2021



Fund at NAV	-0.84	0.32	2.65	11.10	—	—	7.11
J.P. Morgan EMB (JEMB) Hard Currency/Local currency 50-50 ¹	-2.40	-1.67	-3.17	3.95	5.07	3.36	2.35

Calendar Year Returns (%)

	2011	2012	2013	2014	2015	2016	2017	2018	2019	2020
Fund at NAV	—	—	—	—	—	—	—	—	—	6.67
J.P. Morgan EMB (JEMB) Hard Currency/Local currency 50-50 ¹	—	—	-5.96	0.14	-7.11	10.06	12.15	-4.50	13.84	4.49

Fund Facts

Class I Inc (Q) USD Inception

10/14/2019

NAV History

Date	NAV	NAV Change
Nov 24, 2021	\$9.96	\$0.00
Nov 23, 2021	\$9.96	-\$0.04
Nov 22, 2021	\$10.00	-\$0.07
Nov 19, 2021	\$10.07	\$0.03
Nov 18, 2021	\$10.04	-\$0.02
Nov 17, 2021	\$10.06	-\$0.02
Nov 16, 2021	\$10.08	-\$0.01
Nov 15, 2021	\$10.09	\$0.02
Nov 12, 2021	\$10.07	-\$0.02
Nov 11, 2021	\$10.09	-\$0.01

The portfolio profile is subject to change due to active management. Percentages may not total 100 % due to rounding.

About Risk:

The value of investments held by the Fund may increase or decrease in response to economic, and financial events (whether real, expected or perceived) in the U.S. and global markets. Investments in foreign instruments or currencies can involve greater risk and volatility than U.S. investments because of adverse market, economic, political, regulatory, geopolitical, currency exchange rates or other conditions. In emerging countries, these risks may be more significant. Investments in debt instruments may be affected by changes in the creditworthiness of the issuer and are subject to the risk of non-payment of principal and interest. The value of income securities also may decline because of real or perceived concerns about the issuer's ability to make principal and interest payments. The Fund's exposure to derivatives involves risks different from, or possibly greater than, the risks associated with investing directly in securities and other investments. Derivatives instruments can be highly volatile, result in leverage (which can increase both the risk and return potential of the Fund), and involve risks in addition to the risks of the underlying instrument on which the derivative is based, such as counterparty, correlation and liquidity risk. If a counterparty is unable to honor its commitments, the value of Fund shares may decline and/or the Fund could experience delays in the return of collateral or other assets held by the counterparty. As interest rates rise, the value of certain income investments is likely to decline. Because the Fund may invest significantly in a particular geographic region or country, value of Fund shares may fluctuate more than a fund with less exposure to such areas. A non-diversified fund may be subject to greater risk by investing in a smaller number of investments than a diversified fund. Investments rated below investment grade (sometimes referred to as "junk") are typically subject to greater price volatility and illiquidity than higher rated investments. The Fund is exposed to liquidity risk when trading volume, lack of a market maker or trading partner, large position size, market conditions, or legal restrictions impair its ability to sell particular investments or to sell them at advantageous market prices. No fund is a complete investment program and you may lose money investing in a fund. The Fund may engage in other investment practices that may involve additional risks and you should review the [Fund prospectus](#) for a complete description.

1. The J.P. Morgan EMB (JEMB) Hard Currency/Local currency 50-50 is a blended index consisting of 50% J.P. Morgan Government Bond Index: Emerging Market Global Diversified (JPM GBI-EM GD), 25% J.P. Morgan Emerging Markets Bond Index Global Diversified (JPM EMBIGD), 25% J.P. Morgan Corporate Emerging Market Bond Index Broad Diversified (JPM CEMBI BD). The JPM GBI-EM GD is an unmanaged index of local-currency bonds with maturities of more than one year issued by emerging markets governments. Inception date for index is 12/31/02. The JPM EMBIGD is an unmanaged index of USD-denominated bonds with maturities of more than one year issued by emerging markets governments. The JPM CEMBI BD is an unmanaged index of USD-denominated emerging market corporate bonds. Unless otherwise stated, index returns do not reflect the effect of any applicable sales charges, commissions, expenses, taxes or leverage, as applicable. It is not possible to invest directly in an index. Historical performance of the index illustrates market trends and does not represent the past or future performance of the fund. Information has been obtained from sources believed to be reliable but J.P. Morgan does not warrant its completeness or accuracy. The Index is used with permission. The Index may not be copied, used, or distributed without J.P. Morgan's prior written approval. Copyright 2019, J.P. Morgan Chase & Co. All rights reserved.

Fund Weightings (%)²

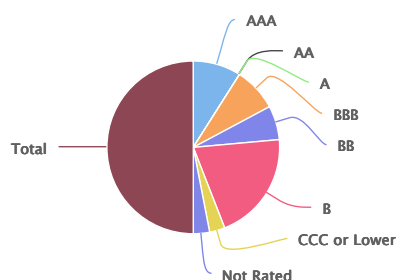
as of Oct 31, 2021

Local Sovereign	49.29
Corporate	23.67
External Sovereign	17.98
Loan	1.80

Credit Quality (%)³

as of Oct 31, 2021

10/31/2021



AAA	18.00
AA	0.00
A	0.00
BBB	16.41
BB	12.71
B	41.03
CCC or Lower	5.78
Not Rated	6.07
Total	100.00

Foreign Currency Exposure (%)⁴

as of Oct 31, 2021

Egypt	11.28
Indonesia	6.50

[View All](#)

Portfolio Statistics

as of Oct 31, 2021

Countries Represented	48
-----------------------	----

Portfolio Characteristics (%)

as of Oct 31, 2021

Foreign Currency Exposure (%)	50.72
Interest-Rate Duration (yrs.)	
Emerging Markets	2.60
United States	0.08
Credit Spread Duration (yrs.)	
Sovereign	1.62
Corporate	1.08

Credit Exposures by Country (contribution to credit spread duration in years)

as of Oct 31, 2021

Romania	0.29
Ivory Coast	0.25

Ukraine	6.33
Russia	4.39
Poland	3.96
Hungary	3.91
Uganda	2.69
Malaysia	2.42
Serbia	2.31
Uruguay	2.16

[View All](#)

Egypt	0.21
Benin	0.18
Bahrain	0.17
Croatia	0.13
Ecuador	0.10

Interest-Rate Exposures by Country (contribution to interest-rate duration in years)

as of Oct 31, 2021

Indonesia	0.61
Malaysia	0.44
South Africa	0.34
South Korea	0.30
Mexico	0.27
Serbia	0.19
Egypt	0.19
Ukraine	0.13

The portfolio profile is subject to change due to active management. Percentages may not total 100 % due to rounding.

About Risk:

The value of investments held by the Fund may increase or decrease in response to economic, and financial events (whether real, expected or perceived) in the U.S. and global markets. Investments in foreign instruments or currencies can involve greater risk and volatility than U.S. investments because of adverse market, economic, political, regulatory, geopolitical, currency exchange rates or other conditions. In emerging countries, these risks may be more significant. Investments in debt instruments may be affected by changes in the creditworthiness of the issuer and are subject to the risk of non-payment of principal and interest.

The value of income securities also may decline because of real or perceived concerns about the issuer's ability to make principal and interest payments. The Fund's exposure to derivatives involves risks different from, or possibly greater than, the risks associated with investing directly in securities and other investments. Derivatives instruments can be highly volatile, result in leverage (which can increase both the risk and

return potential of the Fund), and involve risks in addition to the risks of the underlying instrument on which the derivative is based, such as counterparty, correlation and liquidity risk. If a counterparty is unable to honor its commitments, the value of Fund shares may decline and/or the Fund could experience delays in the return of collateral or other assets held by the counterparty. As interest rates rise, the value of certain income investments is likely to decline. Because the Fund may invest significantly in a particular geographic region or country, value of Fund shares may fluctuate more than a fund with less exposure to such areas. A non-diversified fund may be subject to greater risk by investing in a smaller number of investments than a diversified fund. Investments rated below investment grade (sometimes referred to as "junk") are typically subject to greater price volatility and illiquidity than higher rated investments. The Fund is exposed to liquidity risk when trading volume, lack of a market maker or trading partner, large position size, market conditions, or legal restrictions impair its ability to sell particular investments or to sell them at advantageous market prices. No fund is a complete investment program and you may lose money investing in a fund. The Fund may engage in other investment practices that may involve additional risks and you should review the [Fund prospectus](#) for a complete description.

2. This information is for illustrative purposes only and should not be considered investment advice or a recommendation. Economic value is shown for derivative holdings and, thus, figures presented will not add to 100 %.

3. Per cent of bond holdings.

4. Absolute value by per cent of net assets. Currency exposures include all foreign exchange-denominated assets, currency derivatives and commodities.



John R. Baur

Co-Director, Emerging Markets Team
Joined Eaton Vance in 2005

Biography

John Baur is a vice president of Eaton Vance Management, co-director of emerging markets and portfolio manager on Eaton Vance's emerging markets team. He is responsible for co-leading the emerging markets team with investment professionals based in Boston, Washington, D.C., London and Singapore, as well as for buy and sell decisions, portfolio construction and risk management for the firm's emerging markets strategies. He joined Eaton Vance in 2005.

John began his career in the investment management industry in 2005. Before joining Eaton Vance, he was employed by Applied Materials in an engineering capacity, spending five of his seven years at the firm in Asia.

John earned a B.S. from MIT and an M.B.A. from the Johnson Graduate School of Management at Cornell University.

Education

- B.S. Massachusetts Institute of Technology
- M.B.A. Johnson Graduate School of Management, Cornell University

Experience

- Managed Fund since inception

Other funds managed

- [Eaton Vance Emerging Markets Local Income Fund](#)
- [Eaton Vance Global Macro Fund](#)



Akbar A. Causer

Vice President, Eaton Vance Management
Joined Eaton Vance 2017

Biography

Akbar Causer is a vice president of Eaton Vance Management and portfolio manager on Eaton Vance's emerging markets team. He is responsible for buy and sell decisions, portfolio construction and risk management for the firm's emerging markets strategies. He joined Eaton Vance in 2017.

Akbar began his career in the investment management industry in 2005. Before joining Eaton Vance, he was a senior analyst at DDJ Capital Management. Previously, he was affiliated with Littlejohn & Co. and Rothschild, Inc.

Akbar earned a BA from the University of Pennsylvania and an MBA from Harvard Business School.

Education

- B.A. University of Pennsylvania
- M.B.A. Harvard Business School

Experience

- Managed Fund since 2021



Brian Shaw, CFA

Vice President, Eaton Vance Management
Joined Eaton Vance in 2008

Biography

Brian Shaw is a vice president of Eaton Vance Management and portfolio manager on Eaton Vance's emerging markets team. He is responsible for buy and sell decisions, portfolio construction and risk management for the firm's emerging markets strategies. He joined Eaton Vance in 2008.

Brian began his career in the investment management industry in 2007. Before joining Eaton Vance, he was affiliated with Graham Capital Management, LP.

Brian earned a BA from Vanderbilt University and an MBA from the University of Chicago. He is a member of the CFA Society Boston and is a CFA charterholder.

Education

- B.A. Vanderbilt University
- M.B.A University of Chicago

Experience

- Managed Fund since 2021

Other funds managed

- [Eaton Vance Emerging Markets Local Income Fund](#)

Literature

Literature



Fact Sheet

[Download](#) - Last updated: Oct 31, 2021



Commentary

[Download](#) - Last updated: Sep 30, 2021



Annual Report (English)

[Download](#) - Last updated: Dec 31, 2020



Annual Report (Swiss German)

[Download](#) - Last updated: Dec 31, 2020



Eaton Vance International (Ireland) Funds Full Prospectus (Switzerland - German)

[Download](#) - Last updated: Oct 1, 2021



Supplements

[Download](#) - Last updated: Oct 1, 2021



Semiannual Report (Swiss German)

[Download](#) - Last updated: Jun 30, 2021



[Insights](#)

[Strategies](#)

[Funds](#)

[About](#)

[Contact](#)

INTERNATIONAL HEADQUARTERS

125 Old Broad Street
London, EC2N 1AR
United Kingdom

[Accessibility](#)

[Privacy Policy](#)

[Legal Information](#)

[Terms of Use](#)

[Cookies Policy](#)

[Principles for Responsible Investment](#)

To report a website vulnerability, please go to [Responsible Disclosure](#).

Eaton Vance is part of Morgan Stanley Investment Management, the asset management division of Morgan Stanley.

This site (www.eatonvance.ch) is operated by Eaton Vance Management (International) Limited ("We"). We are a limited company, registered in England and Wales under company number 4228294 and have our registered office at 125 Old Broad Street, London, EC2N 1AR. Our VAT number is 762717416.

Eaton Vance Management (International) Limited is authorised and regulated by the Financial Conduct Authority ("FCA") and is entered on the FCA's register with register number 208634.

The value of your investment can go up or down so you may get back less than your initial investment. Past performance is not a guide to future returns.

The information on this webpage is not intended for U.S. residents. To visit our U.S. website [please click here](#).

Eaton Vance Management (Registration No. 1121368) and Parametric Portfolio Associates (Registration No. 1217626) are the registered trade marks of Eaton Vance.

Publication details: Monday, November 29, 2021 10:39 PM

Page ID: EOIDI - <https://www.eatonvance.ch/eaton-vance-emerging-markets-debt-opportunities-fund-eoidi.php>