



FUNDS

MANAGED ACCOUNTS

INSIGHTS

RESOURCES

ABOUT

# Eaton Vance U.S. High Yield Bond Fund

I Acc EUR (H) ▾

**15.67** ▼ -0.02

NAV as of Nov 24, 2021

Share Class



**Fact Sheet (Mandarin)**

Oct 31, 2021



**Fact Sheet (English)**

Oct 31, 2021



**Fact Sheet (Spanish)**

Oct 31, 2021



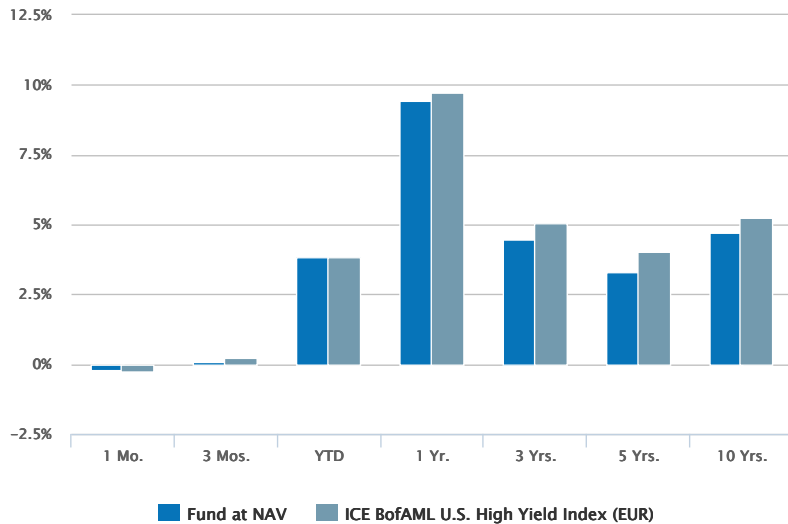
**Commentary (English)**

Sep 30, 2021

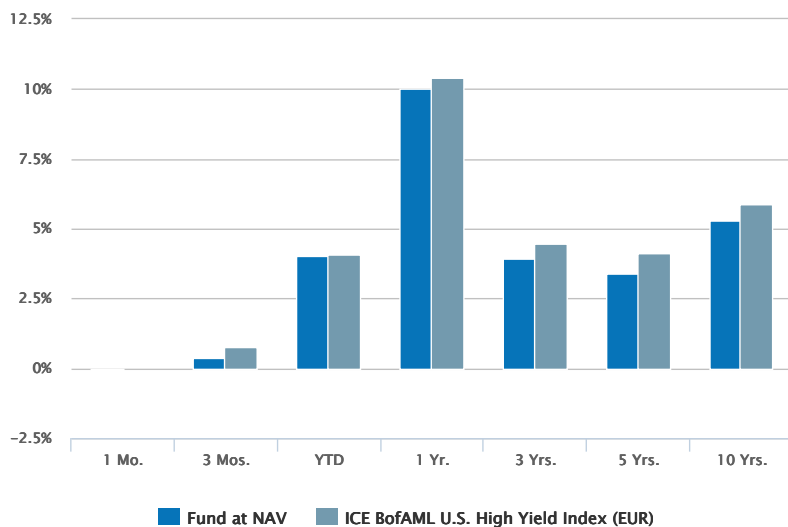
# Historical Returns (%)

as of Sep 30, 2021

10/31/2021



09/30/2021



10/31/2021

Fund at NAV	-0.19	0.06	3.81	9.42	4.44	3.30	4.71
ICE BofAML U.S. High Yield Index (EUR)	-0.24	0.22	3.84	9.71	5.04	4.03	5.24

09/30/2021

Fund at NAV	-0.06	0.38	4.01	10.01	3.91	3.37	5.29
ICE BofAML U.S. High Yield Index (EUR)	-0.03	0.75	4.09	10.42	4.45	4.12	5.86

## Fund Facts

as of Oct 31, 2021

Class I Acc EUR (H) Inception	07/20/2011
Investment Objective	High current income

## Fund Codes

CUSIP	G2918S751
ISIN	IE00B2RKYY86
SEDOL	B2RKYY8

Total Net Assets	\$75.7M	Valor Number	4277946
Minimum Investment <sup>1</sup>	\$5000000	Wertpapierkennnummer	A0Q5YB

## Top 10 Issuers (%)<sup>2</sup>

as of Oct 31, 2021

Ford Motor Company	3.29
Occidental Petroleum Corp	1.86
Centene Corp	1.39
Allied Universal LLC	1.25
GFL Environmental	1.24
Transdigm Inc.	1.23
Sirius XM Radio Inc.	1.15
Sprint Corp.	1.14
Kraft Heinz Foods Co.	1.09
T-Mobile USA	1.01
Total	14.65

## Portfolio Management

[Stephen C. Concannon, CFA](#)

[Managed Fund since 2019](#)

[Jeffrey D. Mueller](#)

[Managed Fund since 2016](#)

[Kelley Baccei Gerrity](#)

[Managed Fund since 2014](#)

Portfolio profile subject to change due to active management. Percentages may not total 100% due to rounding.

## About Risk:

The value of investments held by the Fund may increase or decrease in response to economic, and financial events (whether real, expected or perceived) in the U.S. and global markets. Investments in debt instruments may be affected by changes in the creditworthiness of the issuer and are subject to the risk of non-payment of principal and interest. The value of income securities also may decline because of real or perceived concerns about the issuer's ability to make principal and interest payments. Investments rated below investment grade (sometimes referred to as "junk") are typically subject to greater price volatility and illiquidity than higher rated investments. As interest rates rise, the value of certain income investments is likely to decline. The Fund's exposure to derivatives involves risks different from, or possibly greater than, the risks associated with investing directly in securities and other investments. Derivatives instruments can be highly volatile, result in leverage (which can increase both the risk and return potential of the Fund), and involve risks in addition to the risks of the underlying instrument on which the derivative is based, such as counterparty, correlation and liquidity risk. If a counterparty is unable to honor its commitments, the value of Fund shares may decline and/or the Fund could experience delays in the return of collateral or other assets held by the counterparty. No fund is a complete investment program and you may lose money investing in a fund. The Fund may engage in other investment practices that may involve additional risks and you should review the [Fund prospectus](#) for a complete description.

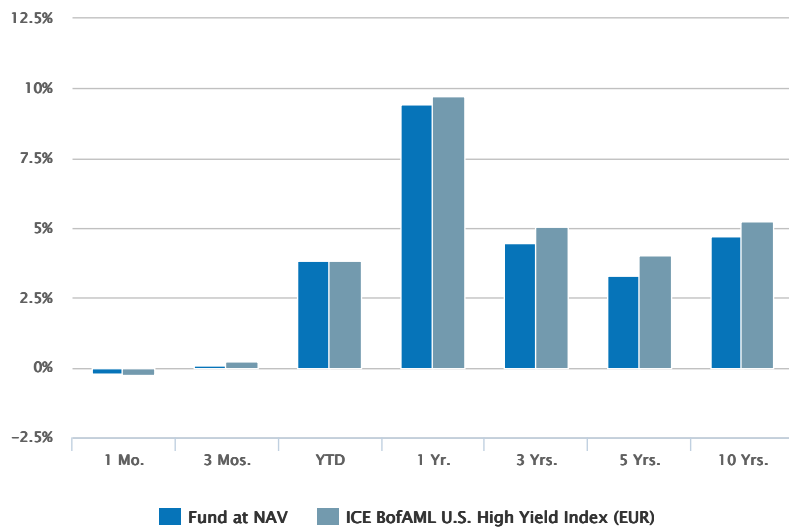
1. Minimum investment amount dependent on share class currency.

2. Percent of total net assets.

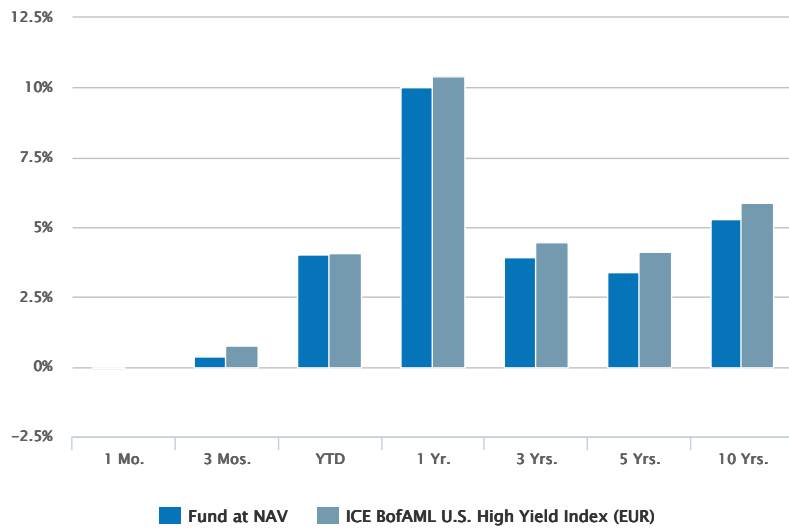
# Historical Returns (%)

as of Sep 30, 2021

10/31/2021



09/30/2021



10/31/2021

Fund at NAV	-0.19	0.06	3.81	9.42	4.44	3.30	4.71
ICE BofAML U.S. High Yield Index (EUR)	-0.24	0.22	3.84	9.71	5.04	4.03	5.24
<b>09/30/2021</b>							
Fund at NAV	-0.06	0.38	4.01	10.01	3.91	3.37	5.29
ICE BofAML U.S. High Yield Index (EUR)	-0.03	0.75	4.09	10.42	4.45	4.12	5.86

# Calendar Year Returns (%)

	2011	2012	2013	2014	2015	2016	2017	2018	2019	2020
Fund at NAV	—	13.51	6.00	3.16	-2.18	11.79	4.13	-5.17	10.61	2.70
ICE BofAML U.S. High Yield Index (EUR)	4.33	15.02	7.09	2.26	-5.13	15.69	5.35	-5.00	11.02	4.31

## Fund Facts

Class I Acc EUR (H) Inception

07/20/2011

## NAV History

Date

Nov 24, 2021	\$
Nov 23, 2021	\$
Nov 22, 2021	\$
Nov 19, 2021	\$
Nov 18, 2021	\$
Nov 17, 2021	\$
Nov 16, 2021	\$
Nov 15, 2021	\$
Nov 12, 2021	\$
Nov 11, 2021	\$

## Distribution History<sup>3</sup>

Ex-Date

Distribution

Reinvest NAV

No records in this table indicates that there has not been a distribution greater than .0001 within the past 3 years.

[Fund prospectus](#)

Portfolio profile subject to change due to active management. Percentages may not total 100% due to rounding.

## About Risk:

The value of investments held by the Fund may increase or decrease in response to economic, and financial events (whether real, expected or perceived) in the U.S. and global markets. Investments in debt instruments may be affected by changes in the creditworthiness of the issuer and are subject to the risk of non-payment of principal and interest. The value of income securities also may decline because of real or perceived concerns about the issuer's ability to make principal and interest payments. Investments rated below investment grade (sometimes referred to as "junk") are typically subject to greater price volatility and illiquidity than higher rated investments. As interest rates rise, the value of certain income investments is likely to decline. The Fund's exposure to derivatives involves risks different from, or possibly greater than, the risks associated with investing directly in securities and other investments. Derivatives instruments can be highly volatile, result in leverage (which can increase both the risk and return potential of the Fund), and involve risks in addition to the risks of the underlying instrument on which the derivative is based, such as counterparty, correlation and liquidity risk. If a counterparty is unable to honor its commitments, the value of Fund shares may decline and/or the Fund could experience delays in the return of collateral or other assets held by the counterparty. No fund is a complete investment program and you may lose money investing in a fund. The Fund may engage in other investment practices that may involve additional risks and you should review the [Fund prospectus](#) for a complete description.

3. A portion of the Fund's returns may be comprised of return of capital or short term capital gains. The Fund will determine the tax characteristics of all Fund distributions after the end of the calendar year and will provide shareholders such information at that time. Please consult your tax advisor for further information.

## Portfolio

### Asset Mix (%)<sup>2</sup>

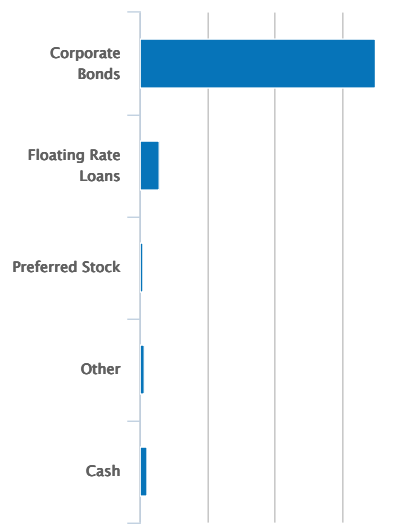
as of Oct 31, 2021

10/31/2021

### Portfolio Statistics

as of Oct 31, 2021

Number of Issuers	263
Number of Holdings ex cash	419



Corporate Bonds	87.56
Floating Rate Loans	7.27
Preferred Stock	0.97
Other	1.51
Cash	2.69

Average Coupon	5.65%
Average Maturity	6.50 yrs.
Average Effective Maturity	4.62 yrs.
Average Duration	3.53 yrs.
Average Price	\$102.46

## Sector Breakdown (%)<sup>2</sup>

as of Oct 31, 2021

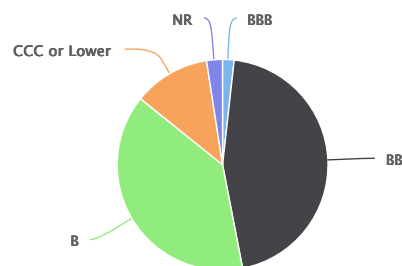
Energy	14.27
Healthcare	10.68
Services	5.88
Automotive & Auto Parts	5.45
Telecommunications	4.93
Homebuilders & Real Estate	4.48
Utility	3.80
Food, Beverage & Tobacco	3.54
Broadcasting	3.51
Technology	3.38

[View All](#)

## Credit Quality (%)

as of Oct 31, 2021

10/31/2021



Ratings are based on the average of ratings from S&P, Moody's and Fitch. Ratings, which are subject to change, apply to the creditworthiness of the issuers of the underlying securities and not to the Fund or its shares. Credit ratings measure the quality of a bond based on the issuer's creditworthiness, with ratings ranging from AAA, being the highest, to D, being the lowest based on S&P measures. Ratings of BBB or higher by S&P or Fitch (Baa or higher by Moody's) are considered to be investment-grade quality. Credit ratings are based largely on the ratings agency's analysis at the time of rating. The rating assigned to any particular security is not necessarily a reflection of the issuer's current financial condition and does not necessarily reflect its assessment of the volatility of a security's market value or of the liquidity of an investment in the security. Holdings designated as "Not Rated" are not rated by the national ratings agencies stated above.

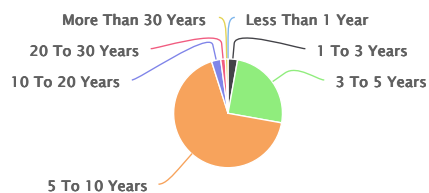
BBB	1.76
BB	45.20
B	38.83
CCC or Lower	11.77
NR	2.44

Ratings are based on the average of ratings from S&P, Moody's and Fitch. Ratings, which are subject to change, apply to the creditworthiness of the issuers of the underlying securities and not to the Fund or its shares. Credit ratings measure the quality of a bond based on the issuer's creditworthiness, with ratings ranging from AAA, being the highest, to D, being the lowest based on S&P measures. Ratings of BBB or higher by S&P or Fitch (Baa or higher by Moody's) are considered to be investment-grade quality. Credit ratings are based largely on the ratings agency's analysis at the time of rating. The rating assigned to any particular security is not necessarily a reflection of the issuer's current financial condition and does not necessarily reflect its assessment of the volatility of a security's market value or of the liquidity of an investment in the security. Holdings designated as "Not Rated" are not rated by the national ratings agencies stated above.

## Maturity Distribution (%)<sup>2</sup>

as of Oct 31, 2021

10/31/2021



Less Than 1 Year	0.00
1 To 3 Years	2.83
3 To 5 Years	24.98
5 To 10 Years	67.29
10 To 20 Years	2.74
20 To 30 Years	1.36
More Than 30 Years	0.79
<b>Total</b>	<b>100.00</b>

# Fund Holdings<sup>2,4</sup>

as of Sep 30, 2021

Holding	Coupon Rate	Maturity Date	% of Net Assets
<b>USD FX SPOT RECEIVABLE</b>			11.43%
<b>United States Dollar</b>			5.16%
<b>Ford Motor Co</b>	9.00%	04/22/2025	1.08%
<b>Netflix Inc</b>	5.88%	11/15/2028	0.89%
<b>Kraft Heinz Foods Co</b>	4.38%	06/01/2046	0.87%
<b>Occidental Petroleum Corp</b>	8.50%	07/15/2027	0.74%
<b>Centene Corp</b>	3.38%	02/15/2030	0.73%
<b>Altice France SA/France</b>	8.13%	02/01/2027	0.70%
<b>Sirius XM Radio Inc</b>	5.00%	08/01/2027	0.67%
<b>CSC Holdings LLC</b>	5.75%	01/15/2030	0.66%
<a href="#">View All</a>			

Portfolio profile subject to change due to active management. Percentages may not total 100% due to rounding.

## About Risk:

The value of investments held by the Fund may increase or decrease in response to economic, and financial events (whether real, expected or perceived) in the U.S. and global markets. Investments in debt instruments may be affected by changes in the creditworthiness of the issuer and are subject to the risk of non-payment of principal and interest. The value of income securities also may decline because of real or perceived concerns about the issuer's ability to make principal and interest payments. Investments rated below investment grade (sometimes referred to as "junk") are typically subject to greater price volatility and illiquidity than higher rated investments. As interest rates rise, the value of certain income investments is likely to decline. The Fund's exposure to derivatives involves risks different from, or possibly greater than, the risks associated with investing directly in securities and other investments. Derivatives instruments can be highly volatile, result in leverage (which can increase both the risk and return potential of the Fund), and involve risks in addition to the risks of the underlying instrument on which the derivative is based, such as counterparty, correlation and liquidity risk. If a counterparty is unable to honor its commitments, the value of Fund shares may decline and/or the Fund could experience delays in the return of collateral or other assets held by the counterparty. No fund is a complete investment program and you may lose money investing in a fund. The Fund may engage in other investment practices that may involve additional risks and you should review the [Fund prospectus](#) for a complete description.

2. Percent of total net assets.

4. The following list reflects unaudited securities holdings (excluding derivatives positions). Holdings information may differ if presented as of trade date. Due to rounding, holdings of less than 0.005% may show as 0.00%. Portfolio information subject to change due to active management.

## Management





**Stephen C. Concannon, CFA**  
Co-Director of High Yield, Portfolio Manager  
Joined Eaton Vance 2000

### Biography

Stephen Concannon is a vice president of Eaton Vance Management, co-director of high yield and portfolio manager on Eaton Vance's high-yield team. He is responsible for buy and sell decisions, portfolio construction and risk management for the firm's high-yield strategies. He joined Eaton Vance in 2000.

Steve began his career in the investment management industry in 1993. Before joining Eaton Vance, he was a research analyst for Wellington Management.

Steve earned a B.A. from Bates College. He is a member of the CFA Society of Boston and is a CFA charterholder.

---

### Education

- B.A. Bates College

### Experience

- Managed Fund since 2019
- 



**Jeffrey D. Mueller**  
Co-Director of High Yield, Portfolio Manager  
Joined Eaton Vance 2015

### Biography

Jeffrey Mueller is a vice president of Eaton Vance Advisers International Ltd. co-director of high yield and portfolio manager on Eaton Vance's high-yield team. He is responsible for buy and sell decisions, portfolio construction and risk management for the firm's high-yield and multi-asset credit strategies. He is also a member of the firmwide asset allocation committee. He joined Eaton Vance in 2015.

Jeff began his career in the investment management industry in 2004. Before joining Eaton Vance, he was a high-yield portfolio manager with Threadneedle Investments. He was previously affiliated with Centaurus Capital Ltd. and Amaranth Advisors LLC.

Jeff earned a B.B.A. from the University of Wisconsin at Madison.

---

### Education

- B.B.A. University of Wisconsin at Madison

### Experience

- Managed Fund since 2016
- 



**Kelley Baccei Gerrity**  
Vice President, Portfolio Manager  
Joined Eaton Vance 2005

### Biography

Kelley Baccei is a vice president of Eaton Vance Management and a portfolio manager on Eaton Vance's high-yield team. She is responsible for buy and sell decisions and portfolio construction. She joined Eaton Vance in 2005.

Kelley began her career in the investment management industry in 2000. Before joining Eaton Vance, she was the director of high-yield distressed research at Fieldstone Capital Group. Previously, she was associate director of fixed-income research at Scotia Capital Markets, Inc.

Kelley earned a B.A. from Boston College and a certificate in credit analysis from New York University.

---

### Education

- B.A. Boston College

### Experience

- Managed Fund since 2014
-

## Literature

---



### Fact Sheet (English)

[Download](#) - Last updated: Oct 31, 2021

---



### Fact Sheet (Spanish)

[Download](#) - Last updated: Oct 31, 2021

---



### Fact Sheet (Mandarin)

[Download](#) - Last updated: Oct 31, 2021

---



### Commentary (English)

[Download](#) - Last updated: Sep 30, 2021

---



### Annual Report (Spanish)

[Download](#) - Last updated: Dec 31, 2020

---



### Annual Report (English)

[Download](#) - Last updated: Dec 31, 2020

---



### Eaton Vance International (Ireland) Funds Full Prospectus (English)

[Download](#) - Last updated: Oct 1, 2021

---



### Eaton Vance International (Ireland) Funds Full Prospectus (German)

[Download](#) - Last updated: Oct 1, 2021

---



### Full Prospectus

[Download](#) - Last updated: Jul 6, 2020

---



### Memorandum and Articles of Association

[Download](#) - Last updated: Oct 2, 2012

---



### Prospectus Supplement (English)

[Download](#) - Last updated: Oct 1, 2021

---



### Semiannual Report (English)

[Download](#) - Last updated: Jun 30, 2021

---



### Semiannual Report (Spanish)

[Download](#) - Last updated: Jun 30, 2021

---

To report a website vulnerability, please go to [Responsible Disclosure](#).

Eaton Vance is part of Morgan Stanley Investment Management, the asset management division of Morgan Stanley.

 This image indicates content designed specifically for Financial Advisors / Investment Professionals. This material is not to be used with the public.

The information on this Web page is not intended for U.S. residents. The information on this Web page does not constitute an offer to sell, or a solicitation of an offer to purchase, securities in any jurisdiction to any person to whom it is not lawful to make such an offer. To visit our U.S. Website, [please click here](#).

Eaton Vance International (Ireland) Funds and Eaton Vance International (Cayman Islands) Funds (collectively the "Funds") may not be offered or sold to citizens or residents of the United States or within the United States, its territories or possessions. None of the Funds have been or will be registered under the U.S. Securities Act of 1933, as amended (the "Securities Act"), and none of such shares may be offered, sold, transferred or delivered, directly or indirectly, in the United States or to United States residents or citizens. None of the Funds have been or will be registered as an investment company under the U.S. Investment Company Act of 1940, as amended (the "1940 Act").

Eaton Vance International (Ireland) Funds Plc (the Company) is a public limited company with variable capital incorporated in Ireland authorized and regulated by the Central Bank of Ireland as an Undertaking for Collective Investment in Transferable Securities (UCITS). The offering of the shares of the Company is restricted in many jurisdictions and investors must inform themselves of and observe applicable restrictions in their jurisdiction. The Sub-Funds are distributed by Eaton Vance Management (International) Limited and may employ Eaton Vance Distributors, Inc., Two International Place, Boston, MA 02110, as a sub-distributor. The Company's current prospectus and key investor information document (KIID) contain more information as well as the risks of investing and may be obtained free of charge from CitibankEurope Plc, 1 North Wall Quay, Dublin 1, Ireland, or by calling 353 1 637 6372.

Eaton Vance International (Cayman Islands) Funds, Ltd. offers several portfolios (each a Fund and together the Funds). The Funds are distributed by Eaton Vance Distributors and may employ Eaton Vance Management (International) Limited, as a sub-distributor. Eaton Vance Management (International) Limited is authorised and regulated in the United Kingdom by the Financial Conduct Authority. No subscriptions can be accepted on the basis of this sales literature. The distribution of this document, the prospectus, the supplements and the offering or purchase of shares is restricted in many jurisdictions. This document may not be treated as constituting an invitation to subscribe for shares of a Fund in any jurisdiction. Subscriptions for shares in a Fund will only be accepted on the basis of the information contained in the prospectus and only by investors allowed to invest by the law of the jurisdiction in which they reside.

**Before investing, investors should consider carefully the investment objectives, risks, charges and expenses of a mutual fund. This and other important information is contained in the prospectus, which can be obtained from a financial advisor. Prospective investors should read the prospectus carefully before investing.**

**Eaton Vance does not provide tax or legal advice. Prospective investors should consult with a tax or legal advisor before making any investment decision.**

NOT FDIC INSURED | OFFER NO BANK GUARANTEE | MAY LOSE VALUE | NOT INSURED BY ANY FEDERAL GOVERNMENT AGENCY | NOT A DEPOSIT

© Eaton Vance Distributors, Inc. Two International Place, Boston, MA 02110. All rights reserved.

Publication details: Friday, November 26, 2021 2:13 PM

Page ID: EHTE - <https://offshore.eatonvance.com/eaton-vance-u-s-high-yield-bond-fund-ehite.php>