

# Eaton Vance Sustainable U.S. High Yield Bond Fund (C Inc (M) USD)<sup>1</sup>

C Inc (M) USD ▾

Share Class



**Fact Sheet (English)**

Jul 31, 2022



**Fact Sheet (Spanish)**

Jun 30, 2022



**Fact Sheet (Mandarin)**

Jun 30, 2022



**Commentary (English)**

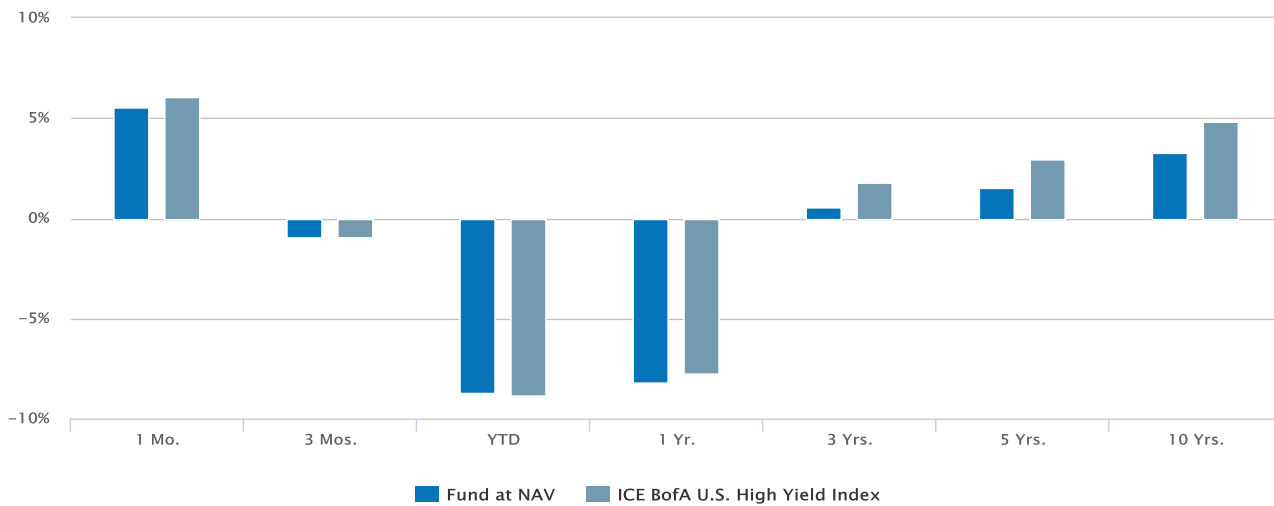
Jun 30, 2022

# Historical Returns (%)

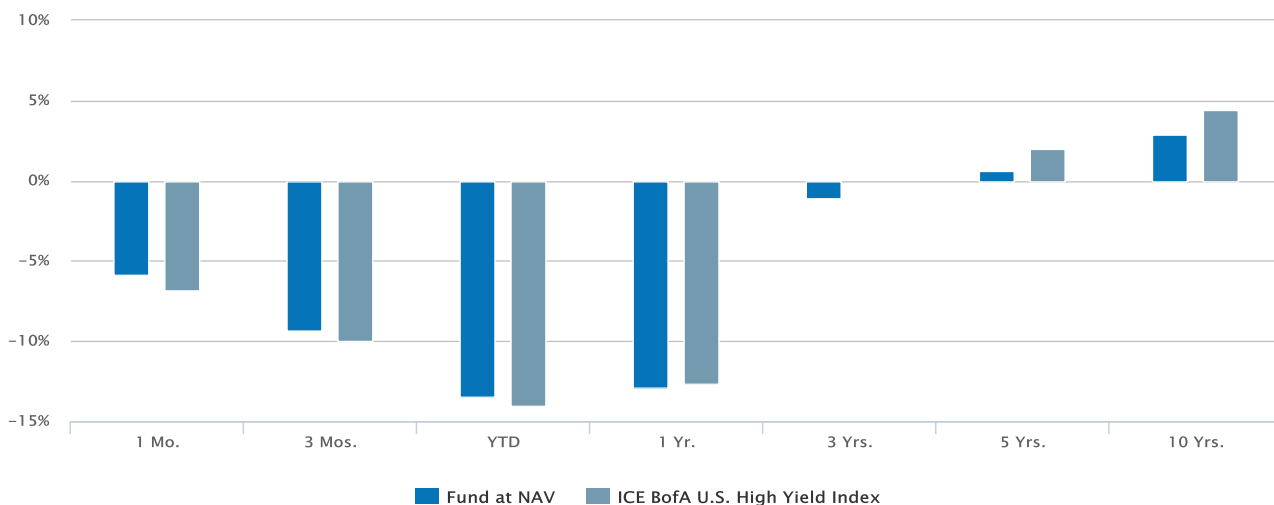
Past performance is no guarantee of future results.

as of Jun 30, 2022

07/31/2022



06/30/2022



07/31/2022

<b>Fund at NAV</b>	5.51	-0.93	-8.73	-8.19	0.57	1.51	3.25
<b>ICE BofA U.S. High Yield Index</b>	6.02	-0.95	-8.86	-7.73	1.75	2.92	4.82

06/30/2022

<b>Fund at NAV</b>	-5.89	-9.35	-13.49	-12.92	-1.08	0.60	2.86
<b>ICE BofA U.S. High Yield Index</b>	-6.81	-9.97	-14.04	-12.66	-0.04	1.95	4.40

## Fund Facts

as of Jul 31, 2022

<b>Class C Inc (M) USD Inception</b>	03/14/2008
<b>Investment Objective</b>	High current income
<b>Total Net Assets</b>	\$31.3M
<b>Minimum Investment</b>	\$1000

## Fund Codes

<b>CUSIP</b>	G2918S439
<b>ISIN</b>	IE00B18TJT79
<b>SEDOL</b>	B18TJT7
<b>Valor Number</b>	2638505
<b>Wertpapierkennnummer</b>	AOKDUS

## Top 10 Issuers (%)<sup>2</sup>

as of Jul 31, 2022

<b>Ford Motor Company</b>	3.90
<b>Centene Corp.</b>	2.41
<b>Sprint Corp.</b>	2.32
<b>Clarios</b>	2.09
<b>GFL Environmental Inc.</b>	1.70
<b>Charter Communications</b>	1.69
<b>Sirius XM Radio Inc.</b>	1.61
<b>T-Mobile USA</b>	1.59
<b>Standard Industries Inc.</b>	1.18
<b>Greystar Real Estate Partners</b>	1.16
<b>Total</b>	<b>19.65</b>

## Portfolio Management

[Stephen C. Concannon, CFA](#)

[Managed Fund since 2019](#)

[Jeffrey D. Mueller](#)

[Managed Fund since 2016](#)

[Kelley Gerrity](#)

[Managed Fund since 2014](#)

Portfolio profile subject to change due to active management. Percentages may not total 100% due to rounding.

The use of leverage increases risks, such that a relatively small movement in the value of an investment may result in a disproportionately large movement, unfavorable as well as favorable, in the value of that investment and, in turn, the value of the Fund.

The Investment Adviser intends that while the Fund will not seek to replicate an index, the performance of the Fund will be measured against the BofA U.S. High Yield Index (the "Index"). The Index is unmanaged and tracks the performance of below-investment-grade USD denominated corporate bonds publicly issued in the U.S. domestic market. Any change in the use of the Index will be disclosed to Shareholders via the Accounts. In addition, with respect to the Index: (i) The Investment Adviser has generally set a target outperformance for the Fund against the Index of 0.50% to 1.50% over a full market cycle; (ii) The Investment Adviser applies a tracking error guideline for the Fund of 1% to 3% relative to the Index; and (iii) The Investment Adviser applies a duration deviation guideline for the Fund of +/- 0.75 years relative to the Index. The above guidelines outlined at (i) to (iii) are not hard limits but rather are guidelines applied by the Investment Adviser in its active management of the Portfolio and may not be followed at all times or may be changed by the Investment Adviser without notice to Shareholders. To the extent that these guidelines are followed this may limit the extent to which the Fund can outperform the Index.

The investment objective of the Fund is to achieve a high level of current income. The Fund is actively managed and seeks to achieve its investment objective by investing at all times at least two-thirds of its total assets in a diversified portfolio of high yielding, fixed-income debt securities, and/or floating rate debt securities from issuers that are domiciled in or which derive more than 50% of their revenues or profits from the U.S. These fixed income debt securities and/or floating rate debt securities will be in the lowest investment grade and lower rated obligations, i.e. debt securities which are rated Baa or lower by Moody's Investors Service, Inc. The fixed-income and floating rate transferable debt securities in which the Fund may invest include all types of debt obligations such as bonds, debentures, loan notes (including promissory notes listed or traded on Recognised Markets), commercial paper, and obligations issued or guaranteed by the U.S. Government, any state or territory of the United States, any non-U.S. government or any of their respective political subdivisions, agencies or instrumentalities. Debt securities may bear fixed, fixed and contingent, or variable rates of interest.

This Fund is classified as an Article 9 product under the Sustainable Finance Disclosure Regulation. Article 9 products are those which have a sustainable investment objective and which integrate sustainability into the investment process in a binding manner.

## RISK CONSIDERATIONS

The value of investments held by the Fund may increase or decrease in response to economic, and financial events (whether real, expected or perceived) in the U.S. and global markets. Investments in debt instruments may be affected by changes in the creditworthiness of the issuer and are subject to the risk of non-payment of principal and interest. The value of income securities also may decline because of real or perceived concerns about the issuer's ability to make principal and interest payments. Investments rated below investment grade (sometimes referred to as "junk") are typically subject to greater price volatility and illiquidity than higher rated investments. As interest rates rise, the value of certain income investments is likely to decline. The Fund's exposure to derivatives involves risks different from, or possibly greater than, the risks

associated with investing directly in securities and other investments. Derivatives instruments can be highly volatile, result in leverage (which can increase both the risk and return potential of the Fund), and involve risks in addition to the risks of the underlying instrument on which the derivative is based, such as counterparty, correlation and liquidity risk. If a counterparty is unable to honor its commitments, the value of Fund shares may decline and/or the Fund could experience delays in the return of collateral or other assets held by the counterparty. No fund is a complete investment program and you may lose money investing in a fund. The Fund may engage in other investment practices that may involve additional risks and you should review the [Fund prospectus](#) for a complete description.

1. Formally known as Eaton Vance International (Ireland) US High Yield Bond Fund.
2. Percent of total net assets.

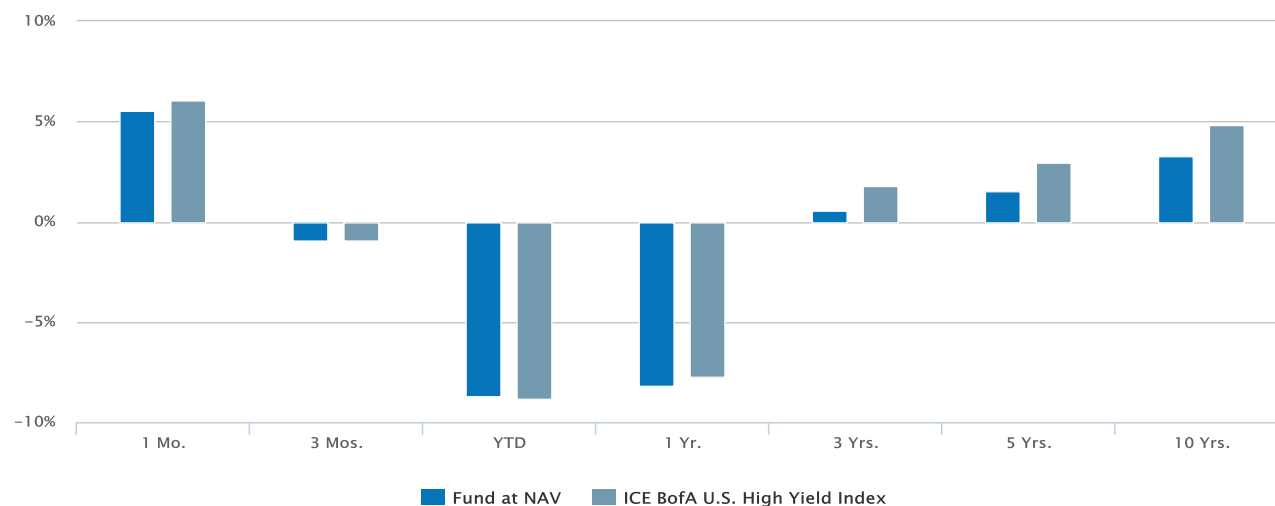
## Performance

### Historical Returns (%)

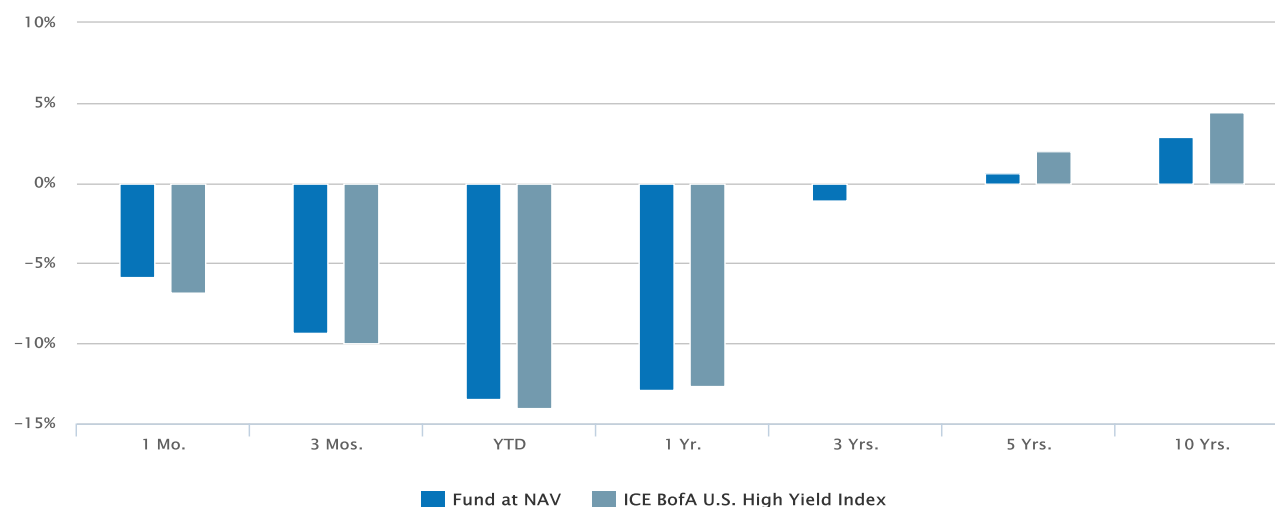
*Past performance is no guarantee of future results.*

as of Jun 30, 2022

**07/31/2022**



**06/30/2022**



**07/31/2022**

<b>Fund at NAV</b>	5.51	-0.93	-8.73	-8.19	0.57	1.51	3.25
<b>ICE BofA U.S. High Yield Index</b>	6.02	-0.95	-8.86	-7.73	1.75	2.92	4.82

**06/30/2022**

<b>Fund at NAV</b>	-5.89	-9.35	-13.49	-12.92	-1.08	0.60	2.86
<b>ICE BofA U.S. High Yield Index</b>	-6.81	-9.97	-14.04	-12.66	-0.04	1.95	4.40

# Calendar Year Returns (%)

Past performance is no guarantee of future results.

	2012	2013	2014	2015	2016	2017	2018	2019	2020	2021
<b>Fund at NAV</b>	12.58	5.08	2.06	-3.05	12.02	4.84	-3.48	12.63	3.53	4.48
<b>ICE BofA U.S. High Yield Index</b>	15.58	7.42	2.50	-4.64	17.49	7.48	-2.26	14.41	6.17	5.36

## Fund Facts

Class C Inc (M) USD Inception

03/14/2008

## NAV History

Date	NAV	NAV Change
<b>Aug 12, 2022</b>	\$8.41	\$0.00
<b>Aug 11, 2022</b>	\$8.41	\$0.01
<b>Aug 10, 2022</b>	\$8.40	\$0.06
<b>Aug 09, 2022</b>	\$8.34	-\$0.03
<b>Aug 08, 2022</b>	\$8.37	\$0.02
<b>Aug 05, 2022</b>	\$8.35	-\$0.02
<b>Aug 04, 2022</b>	\$8.37	\$0.01
<b>Aug 03, 2022</b>	\$8.36	\$0.01
<b>Aug 02, 2022</b>	\$8.35	
<b>Jul 31, 2022</b>	\$8.30	\$0.00

## Distribution History<sup>3</sup>

Ex-Date	Distribution	Reinvest NAV
<b>Jul 18, 2022</b>	\$0.02492	
<b>Jun 16, 2022</b>	\$0.02437	
<b>May 16, 2022</b>	\$0.02120	
<b>Apr 19, 2022</b>	\$0.02625	
<b>Mar 16, 2022</b>	\$0.02523	
<b>Feb 16, 2022</b>	\$0.02542	
<b>Jan 18, 2022</b>	\$0.02593	
<b>Feb 16, 2021</b>	\$0.02419	\$9.29
<b>Jan 19, 2021</b>	\$0.03071	\$9.21
<b>Dec 16, 2020</b>	\$0.02872	\$9.13

[View All](#)

No records in this table indicates that there has not been a distribution greater than .0001 within the past 3 years.

[Fund prospectus](#)

Portfolio profile subject to change due to active management. Percentages may not total 100% due to rounding.

The use of leverage increases risks, such that a relatively small movement in the value of an investment may result in a disproportionately large movement, unfavorable as well as favorable, in the value of that investment and, in turn, the value of the Fund.

The Investment Adviser intends that while the Fund will not seek to replicate an index, the performance of the Fund will be measured against the BofA U.S. High Yield Index (the "Index"). The Index is unmanaged and tracks the performance of below-investment-grade USD denominated corporate bonds publicly issued in the U.S. domestic market. Any change in the use of the Index will be disclosed to Shareholders via the Accounts. In addition, with respect to the Index: (i) The Investment Adviser has generally set a target outperformance for the Fund against the Index of 0.50% to 1.50% over a full market cycle; (ii) The Investment Adviser applies a tracking error guideline for the Fund of 1% to 3% relative to the Index; and (iii) The Investment Adviser applies a duration deviation guideline for the Fund of +/- 0.75 years relative to the Index. The above guidelines outlined at (i) to (iii) are not hard limits but rather are guidelines applied by the Investment Adviser in its active management of the Portfolio and may not be followed at all times or may be changed by the Investment Adviser without notice to Shareholders. To the extent that these guidelines are followed this may limit the extent to which the Fund can outperform the Index.

The investment objective of the Fund is to achieve a high level of current income. The Fund is actively managed and seeks to achieve its investment objective by investing at all times at least two-thirds of its total assets in a diversified portfolio of high yielding, fixed-income debt securities, and/or floating rate debt securities from issuers that are domiciled in or which derive more than 50% of their revenues or profits from the U.S. These fixed income debt securities and/or floating rate debt securities will be in the lowest investment grade and lower rated obligations, i.e. debt securities which are rated Baa or lower by Moody's Investors Service, Inc. The fixed-income and floating rate transferable debt securities in which the Fund may invest include all types of debt obligations such as bonds, debentures, loan notes (including promissory notes listed or traded on Recognised Markets), commercial paper, and obligations issued or guaranteed by the U.S. Government, any state or territory of the United States, any non-U.S. government or any of their respective political subdivisions, agencies or instrumentalities. Debt securities may bear fixed, fixed and contingent, or variable rates of interest.

This Fund is classified as an Article 9 product under the Sustainable Finance Disclosure Regulation. Article 9 products are those which have a sustainable investment objective and which integrate sustainability into the investment process in a binding manner.

## RISK CONSIDERATIONS

The value of investments held by the Fund may increase or decrease in response to economic, and financial events (whether real, expected or perceived) in the U.S. and global markets. Investments in debt instruments may be affected by changes in the creditworthiness of the issuer and are subject to the risk of non-payment of principal and interest. The value of income securities also may decline because of real or perceived concerns about the issuer's ability to make principal and interest payments. Investments rated below investment grade (sometimes referred to as "junk") are typically subject to greater price volatility and illiquidity than higher rated investments. As interest rates rise, the value of certain income investments is likely to decline. The Fund's exposure to derivatives involves risks different from, or possibly greater than, the risks associated with investing directly in securities and other investments. Derivatives instruments can be highly volatile, result in leverage (which can increase both the risk and return potential of the Fund), and involve risks in addition to the risks of the underlying instrument on which the derivative is based, such as counterparty, correlation and liquidity risk. If a counterparty is unable to honor its commitments, the value of Fund shares may decline and/or the Fund could experience delays in the return of collateral or other assets held by the counterparty. No fund is a complete investment program and you may lose money investing in a fund. The Fund may engage in other investment practices that may involve additional risks and you should review the [Fund prospectus](#) for a complete description.

3. A portion of the Fund's returns may be comprised of return of capital or short term capital gains. The Fund will determine the tax characteristics of all Fund distributions after the end of the calendar year and will provide shareholders such information at that time. Please consult your tax advisor for further information.

## Portfolio

### Asset Mix (%)<sup>2</sup>

as of Jul 31, 2022

07/31/2022

### Portfolio Statistics

as of Jul 31, 2022

<b>Number of Issuers</b>	176
<b>Number of Holdings ex cash</b>	253
<b>Average Coupon</b>	5.27%
<b>Average Maturity</b>	5.93 yrs.
<b>Average Effective Maturity</b>	5.64 yrs.
<b>Average Duration</b>	4.41 yrs.
<b>Average Price</b>	\$90.02

## Sector Breakdown (%)<sup>2</sup>

as of Jul 31, 2022

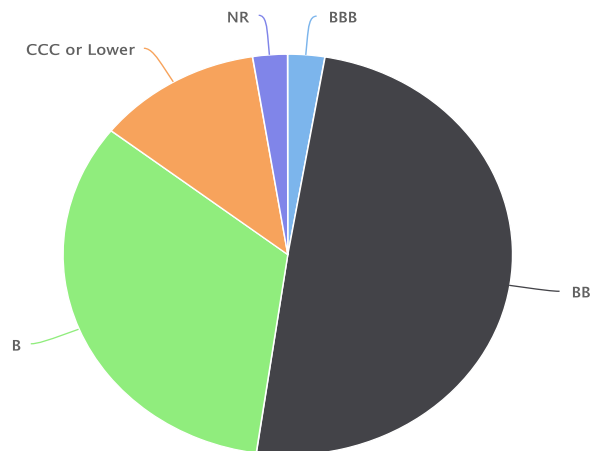
<b>Healthcare</b>	13.62
<b>Automotive &amp; Auto Parts</b>	7.12
<b>Technology</b>	6.82
<b>Services</b>	6.69
<b>Telecommunications</b>	6.39
<b>Super Retail</b>	5.37
<b>Homebuilders &amp; Real Estate</b>	5.30
<b>Utility</b>	3.16
<b>Broadcasting</b>	2.99
<b>Other</b>	5.69

[View All](#)

## Credit Quality (%)

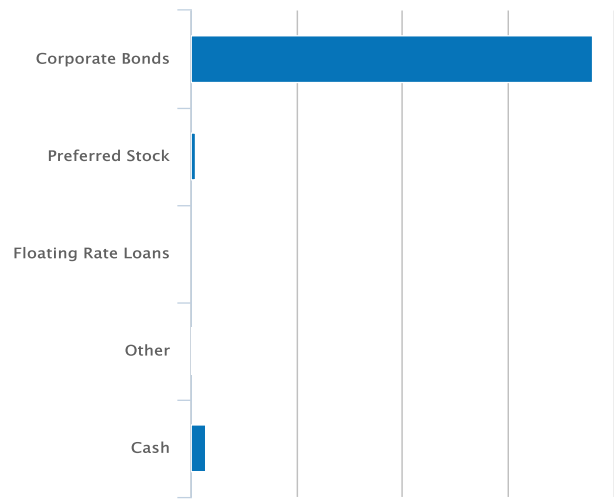
as of Jul 31, 2022

07/31/2022



<b>BBB</b>	2.65
<b>BB</b>	49.60
<b>B</b>	33.36
<b>CCC or Lower</b>	11.89
<b>NR</b>	2.51

Ratings are based on the average of ratings from S&P, Moody's and Fitch. Ratings, which are subject to change, apply to the creditworthiness of the issuers of the underlying securities and not to the Fund or its shares. Credit ratings measure the quality of a bond based on the issuer's creditworthiness, with ratings ranging from AAA, being the highest, to D, being the lowest based on S&P measures. Ratings of BBB or higher by S&P or Fitch (Baa or higher by Moody's) are considered to be investment-grade quality. Credit ratings are based largely on the ratings agency's analysis at the time of rating. The rating assigned to any particular security is not necessarily a reflection of the issuer's current financial condition and does not necessarily reflect its assessment of the volatility of a security's market value or of the liquidity of an investment in the security. Holdings designated as "Not Rated" are not rated by the national ratings agencies stated above.

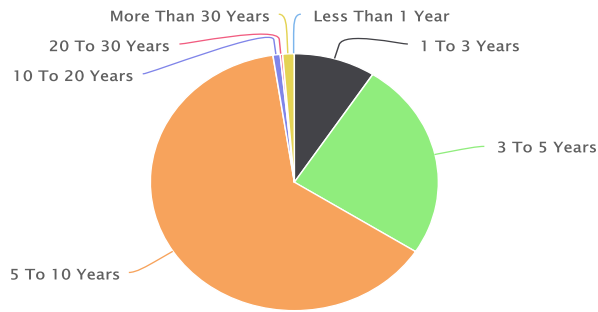


<b>Corporate Bonds</b>	95.17
<b>Preferred Stock</b>	0.95
<b>Floating Rate Loans</b>	0.00
<b>Other</b>	0.50
<b>Cash</b>	3.38

# Maturity Distribution (%)<sup>2</sup>

as of Jul 31, 2022

07/31/2022



Less Than 1 Year	0.00
1 To 3 Years	9.17
3 To 5 Years	24.91
5 To 10 Years	63.53
10 To 20 Years	0.80
20 To 30 Years	0.28
More Than 30 Years	1.29
<b>Total</b>	<b>100.00</b>

# Fund Holdings<sup>2,4</sup>

as of Jun 30, 2022

Holding	Coupon Rate	Maturity Date	% of Net Assets
<b>United States Dollar</b>			8.30%
<b>Ford Motor Credit Co LLC</b>	4.27%	01/09/2027	1.70%
<b>Centene Corp</b>	3.38%	02/15/2030	1.23%
<b>Ford Motor Co</b>	7.45%	07/16/2031	1.17%
<b>Greystar Real Estate Partners LLC</b>	5.75%	12/01/2025	1.15%
<b>Tervita Corp</b>	11.00%	12/01/2025	1.15%
<b>Clarios Global LP / Clarios US Finance Co</b>	8.50%	05/15/2027	1.15%
<b>Bread Financial Holdings Inc</b>	4.75%	12/15/2024	1.13%
<b>Virgin Media Finance PLC</b>	5.00%	07/15/2030	1.11%
<b>Varex Imaging Corp</b>	7.88%	10/15/2027	1.10%

[View All](#)

Portfolio profile subject to change due to active management. Percentages may not total 100% due to rounding.

## RISK CONSIDERATIONS



The value of investments held by the Fund may increase or decrease in response to economic, and financial events (whether real, expected or perceived) in the U.S. and global markets. Investments in debt instruments may be affected by changes in the creditworthiness of the issuer and are subject to the risk of non-payment of principal and interest. The value of income securities also may decline because of real or perceived concerns about the issuer's ability to make principal and interest payments. Investments rated below investment grade (sometimes referred to as "junk") are typically subject to greater price volatility and illiquidity than higher rated investments. As interest rates rise, the value of certain income investments is likely to decline. The Fund's exposure to derivatives involves risks different from, or possibly greater than, the risks associated with investing directly in securities and other investments. Derivatives instruments can be highly volatile, result in leverage (which can increase both the risk and return potential of the Fund), and involve risks in addition to the risks of the underlying instrument on which the derivative is based, such as counterparty, correlation and liquidity risk. If a counterparty is unable to honor its commitments, the value of Fund shares may decline and/or the Fund could experience delays in the return of collateral or other assets held by the counterparty. No fund is a complete investment program and you may lose money investing in a fund. The Fund may engage in other investment practices that may involve additional risks and you should review the [Fund prospectus](#) for a complete description.

2. Percent of total net assets.

4. The following list reflects unaudited securities holdings (excluding derivatives positions). Holdings information may differ if presented as of trade date. Due to rounding, holdings of less than 0.005% may show as 0.00%. Portfolio information subject to change due to active management.

## Management



**Stephen C. Concannon, CFA**

Managing Director, Co-Head of High Yield  
Joined Eaton Vance 2000

### Biography

Stephen Concannon is the Co-Head of High Yield and a portfolio manager on the high yield team. He is responsible for buy and sell decisions, portfolio construction and risk management for the firm's high yield strategies. He joined Eaton Vance in 2000; Morgan Stanley acquired Eaton Vance in March 2021.

Steve began his career in the investment management industry in 1993. Before joining Eaton Vance, he was a research analyst for Wellington Management.

Steve earned a B.A. from Bates College. He is a member of the CFA Society of Boston and is a CFA charterholder.

### Education

- B.A. Bates College

### Experience

- Managed Fund since 2019



**Jeffrey D. Mueller**

Managing Director, Co-Head of High Yield  
Joined Eaton Vance 2015

### Biography

Jeffrey Mueller is the Co-Head of High Yield and a portfolio manager on the High Yield team. He is responsible for buy and sell decisions, portfolio construction and risk management for the firm's high yield and multi-asset credit strategies. He joined Eaton Vance in 2015. Morgan Stanley acquired Eaton Vance in March 2021.

Jeff began his career in the investment management industry in 2004. Before joining Eaton Vance, he was a high-yield portfolio manager with Threadneedle Investments. He was previously affiliated with Centaurus Capital Ltd. and Amaranth Advisors LLC.

Jeff earned a B.B.A. from the University of Wisconsin at Madison.

### Education

- B.B.A. University of Wisconsin at Madison

### Experience

- Managed Fund since 2016



**Kelley Gerrity**

Managing Director, Portfolio Manager  
Joined Eaton Vance 2005

### Biography

Kelley Gerrity is a portfolio manager on the High Yield team. She is responsible for buy and sell decisions, portfolio construction and risk management for the firm's high yield strategies. She joined Eaton Vance in 2005. Morgan Stanley acquired Eaton Vance in March 2021.

Kelley began her career in the investment management industry in 2000. Before joining Eaton Vance, she was the director of high-yield distressed research at Fieldstone Capital Group. Previously, she was associate director of fixed-income research at Scotia Capital Markets, Inc.

Kelley earned a B.A. from Boston College and a certificate in credit analysis from New York University.

### Education

- B.A. Boston College

### Experience

- Managed Fund since 2014

## Literature

### Literature



#### Fact Sheet (English)

[Download](#) - Last updated: Jul 31, 2022



#### Fact Sheet (Spanish)

[Download](#) - Last updated: Jun 30, 2022



#### Fact Sheet (Mandarin)

[Download](#) - Last updated: Jun 30, 2022



#### Commentary (English)

[Download](#) - Last updated: Jun 30, 2022



#### Annual Report (Spanish)

[Download](#) - Last updated: Dec 31, 2021



#### Annual Report (English)

[Download](#) - Last updated: Dec 31, 2021



#### High Yield Restriction Screening and ESG Policy

[Download](#) - Last updated: Mar 31, 2022



#### Eaton Vance International (Ireland) Funds Full Prospectus (German)

[Download](#) - Last updated: Dec 13, 2021



#### Eaton Vance International (Ireland) Funds Full Prospectus (English)

[Download](#) - Last updated: Dec 13, 2021



#### Full Prospectus

[Download](#) - Last updated: Jul 6, 2020



## Memorandum and Articles of Association

[Download](#) - Last updated: Oct 2, 2012



## Prospectus Supplement (English)

[Download](#) - Last updated: Dec 13, 2021



## Semiannual Report (Spanish)

[Download](#) - Last updated: Jun 30, 2021



## Semiannual Report (English)

[Download](#) - Last updated: Jun 30, 2021



[Accessibility](#) | [Privacy & Security](#) | [Terms & Conditions](#) | [About Eaton Vance](#) | [Careers](#) | [Business Continuity](#) | [Contact](#)

## Marketing Communication

To report a website vulnerability, please go to [Responsible Disclosure](#).

Eaton Vance is part of Morgan Stanley Investment Management, the asset management division of Morgan Stanley.

 This image indicates content designed specifically for Financial Advisors / Investment Professionals. This material is not to be used with the public.

The information on this Web page is not intended for U.S. residents. The information on this Web page does not constitute an offer to sell, or a solicitation of an offer to purchase, securities in any jurisdiction to any person to whom it is not lawful to make such an offer. To visit our U.S. Website, [please click here](#).

Eaton Vance International (Ireland) Funds and Eaton Vance International (Cayman Islands) Funds (collectively the "Funds") may not be offered or sold to citizens or residents of the United States or within the United States, its territories or possessions. None of the Funds have been or will be registered under the U.S Securities Act of 1933, as amended (the "Securities Act"), and none of such shares may be offered, sold, transferred or delivered, directly or indirectly, in the United States or to United States residents or citizens. None of the Funds have been or will be registered as an investment company under the U.S. Investment Company Act of 1940, as amended (the "1940 Act").

Eaton Vance International (Ireland) Funds Plc (the Company) is a public limited company with variable capital incorporated in Ireland authorized and regulated by the Central Bank of Ireland as an Undertaking for Collective Investment in Transferable Securities (UCITS). The offering of the shares of the Company is restricted in many jurisdictions and investors must inform themselves of and observe applicable restrictions in their jurisdiction. The Sub-Funds are distributed by Eaton Vance Management (International) Limited and may employ Eaton Vance Distributors, Inc., Two International Place, Boston, MA 02110, as a sub-distributor. The Company's current prospectus and key investor information document (KIID) contain more information as well as the risks of investing and may be obtained free of charge from CitibankEurope Plc, 1 North Wall Quay, Dublin 1, Ireland, or by calling 353 1 637 6372.

Eaton Vance International (Cayman Islands) Funds, Ltd. offers several portfolios (each a Fund and together the Funds). The Funds are distributed by Eaton Vance Distributors and may employ Eaton Vance Management (International) Limited, as a sub-distributor. Eaton Vance Management (International) Limited is authorised and regulated in the United Kingdom by the Financial Conduct Authority. No subscriptions can be accepted on the basis of this sales literature. The distribution of this document, the prospectus, the supplements and the offering or purchase of shares is restricted in many jurisdictions. This document may not be treated as constituting an invitation to subscribe for shares of a Fund in any jurisdiction. Subscriptions for shares in a Fund will only be accepted on the basis of the information contained in the prospectus and only by investors allowed to invest by the law of the jurisdiction in which they reside.

**Before investing, investors should consider carefully the investment objectives, risks, charges and expenses of a mutual fund. This and other important information is contained in the prospectus, which can be obtained from a financial advisor. Prospective investors should read the prospectus carefully before investing.**

**Eaton Vance does not provide tax or legal advice. Prospective investors should consult with a tax or legal advisor before making any investment decision.**

NOT FDIC INSURED | OFFER NO BANK GUARANTEE | MAY LOSE VALUE | NOT INSURED BY ANY FEDERAL GOVERNMENT AGENCY | NOT A DEPOSIT

© Eaton Vance Distributors, Inc. Two International Place, Boston, MA 02110. All rights reserved.

