

# Eaton Vance Parametric Emerging Markets Fund

C Acc USD ▾

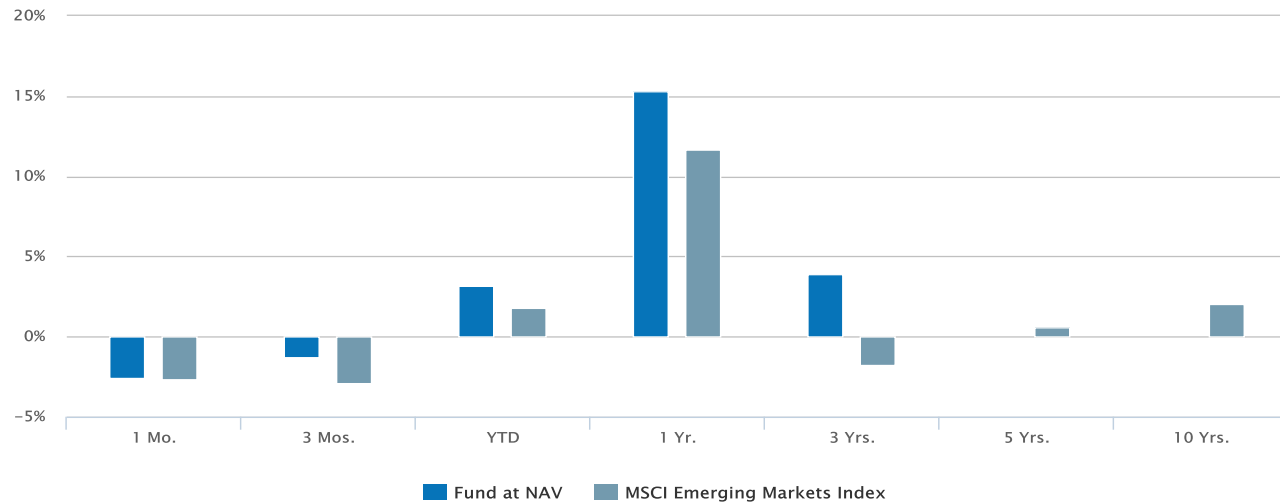
Share Class

# Historical Returns (%)

Past performance is no guarantee of future results.

as of Sep 30, 2023

09/30/2023



Fund at NAV	-2.60	-1.28	3.14	15.28	3.86	0.00	-0.02
MSCI Emerging Markets Index <sup>1</sup>	-2.62	-2.93	1.82	11.70	-1.73	0.55	2.07

## Fund Facts

as of Jul 31, 2023

Class C Acc USD Inception	07/31/2009
Investment Objective	Long-term capital appreciation
Total Net Assets	\$165.6M
Minimum Investment	\$1000

## Fund Codes

CUSIP	G2918S553
ISIN	IE00B2NF8R81
SEDOL	B2NF8R8
Valor Number	4236405
Wertpapierkennnummer	A0Q8WF

## Top 10 Holdings (%)<sup>2,3</sup>

as of Aug 31, 2023

Tencent Holdings Ltd	0.98
Taiwan Semiconductor Manufac	0.97
Tupras-Turkiye Petrol Rafine	0.88
Samsung Electronics Co Ltd	0.87
Delta Electronics Thai-Forgn	0.84
America Movil Sab De C-Ser B	0.61
Turkcell Iletisim Hizmet As	0.56
Southern Copper Corp	0.53
Naspers Ltd-N Shs	0.53
Infosys Ltd-Sp Adr	0.47
Total	7.25

# Portfolio Management

[Thomas C. Seto](#)

[Managed Fund since 2008](#)

[Paul Bouchev, CFA](#)

[Managed Fund since 2019](#)

[Jennifer Sireklove, CFA](#)

[Managed Fund since 2019](#)

Portfolio profile subject to change due to active management. Percentages may not total 100% due to rounding.

The use of leverage increases risks, such that a relatively small movement in the value of an investment may result in a disproportionately large movement, unfavorable as well as favorable, in the value of that investment and, in turn, the value of the Fund.

The Fund is actively managed in reference to the Index (MSCI Emerging Markets Index). The Fund does not intend to track the Index. The Investment Adviser has discretion in its choices of investments and is not constrained in its selection of its investments by the Index save that the Investment Adviser may place parameters on country and country-sector weights relative to the Index. These parameters may change from time to time. The Investment Adviser may also set expected volatility and tracking error parameters relative to the Index which may be subject to change. The Fund may invest in instruments which are not included in the Index, although it is generally expected that a significant portion of its investments will be constituents of the Index at any given time.

The investment objective of the Fund is to seek long-term capital appreciation. The Fund is actively managed and seeks to achieve its objective by investing in a diversified portfolio of common stocks of companies which are domiciled in or which derive more than 50% of their revenues or profits from emerging market countries. The Fund may also invest in other transferable securities listed, traded or dealt on Recognised Markets in accordance with the restrictions listed under "Investment Objectives and Policies" in the Prospectus. The Fund will invest at least two-thirds of its total assets in equity securities of companies which are domiciled in or which derive more than 50% of their revenues or profits from emerging market countries. Equity securities, for the purposes of this two-thirds policy, will be limited to common and preferred stocks; equity interests in trusts, partnerships, joint ventures and other unincorporated entities or enterprises; special classes of shares available only to foreign investors in markets that restrict ownership by foreign investors to certain classes of equity securities (e.g. India, Kuwait, Thailand); and participation notes.

## RISK CONSIDERATIONS

The value of equity securities is sensitive to stock market volatility. Investments in foreign instruments or currencies can involve greater risk and volatility than U.S. investments because of adverse market, economic, political, regulatory, geopolitical, currency exchange rates or other conditions. In emerging countries, these risks may be more significant. No fund is a complete investment program and you may lose money investing in a fund. The Fund may engage in other investment practices that may involve additional risks and you should review the [Fund prospectus](#) for a complete description.

1. MSCI Emerging Markets Index is an unmanaged index of emerging markets common stocks. Unless otherwise stated, index returns do not reflect the effect of any applicable sales charges, commissions, expenses, taxes or leverage, as applicable. It is not possible to invest directly in an index. Historical performance of the index illustrates market trends and does not represent the past or future performance of the fund. MSCI indexes are net of foreign withholding taxes. Source: MSCI. MSCI data may not be reproduced or used for any other purpose. MSCI provides no warranties, has not prepared or approved this report, and has no liability hereunder.
2. Top 10 Holdings excludes cash and equivalents.
3. Percent of total net assets.

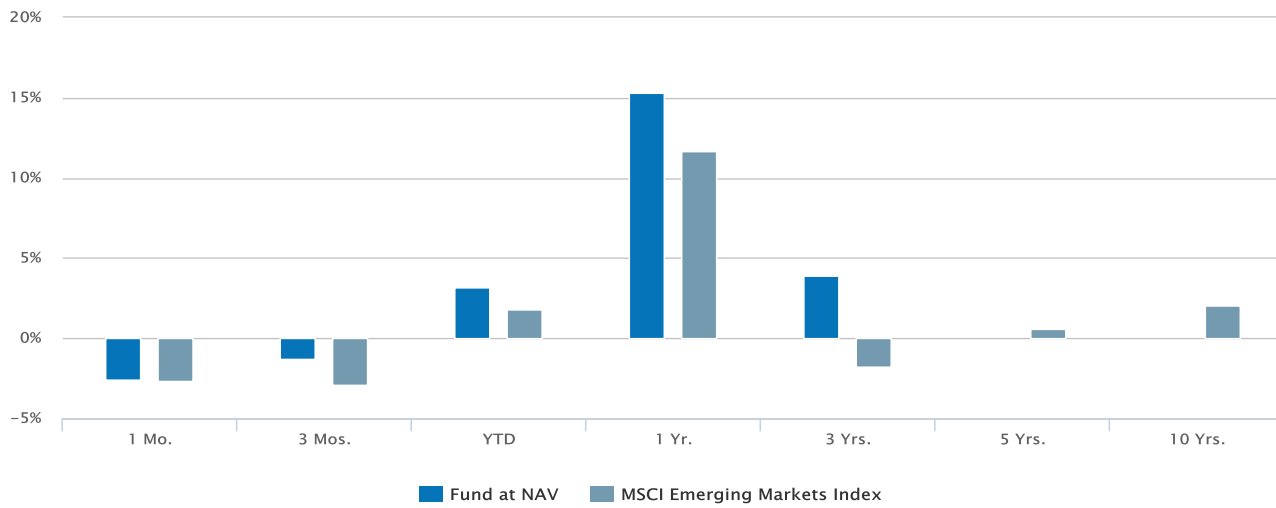
## Performance

### Historical Returns (%)

*Past performance is no guarantee of future results.*

as of Sep 30, 2023

**09/30/2023**



<b>Fund at NAV</b>	-2.60	-1.28	3.14	15.28	3.86	0.00	-0.02
<b>MSCI Emerging Markets Index<sup>1</sup></b>	-2.62	-2.93	1.82	11.70	-1.73	0.55	2.07

## Calendar Year Returns (%)

Past performance is no guarantee of future results.

	2013	2014	2015	2016	2017	2018	2019	2020	2021	2022
<b>Fund at NAV</b>	0.52	-5.34	-18.18	10.44	25.67	-15.32	11.17	2.86	3.28	-12.15
<b>MSCI Emerging Markets Index<sup>1</sup></b>	-2.60	-2.19	-14.92	11.19	37.28	-14.57	18.42	18.31	-2.54	-20.09

## Fund Facts

Class C Acc USD Inception

07/31/2009

## NAV History

Date	NAV	NAV Change
Oct 02, 2023	\$13.05	-\$0.08
Sep 30, 2023	\$13.13	\$0.00
Sep 29, 2023	\$13.13	\$0.03
Sep 28, 2023	\$13.10	\$0.01
Sep 27, 2023	\$13.09	\$0.00
Sep 26, 2023	\$13.09	-\$0.13
Sep 25, 2023	\$13.22	-\$0.04
Sep 22, 2023	\$13.26	\$0.05
Sep 21, 2023	\$13.21	-\$0.13
Sep 20, 2023	\$13.34	-\$0.03

## Distribution History<sup>4</sup>

Ex-Date

Distribution

Reinvest NAV

No records in this table indicates that there has not been a distribution greater than .0001 within the past 3 years.

[Fund prospectus](#)

Portfolio profile subject to change due to active management. Percentages may not total 100% due to rounding.

The use of leverage increases risks, such that a relatively small movement in the value of an investment may result in a disproportionately large movement, unfavorable as well as favorable, in the value of that investment and, in turn, the value of the Fund.

The Fund is actively managed in reference to the Index (MSCI Emerging Markets Index). The Fund does not intend to track the Index. The Investment Adviser has discretion in its choices of investments and is not constrained in its selection of its investments by the Index save that the Investment Adviser may place parameters on country and country-sector weights relative the Index. These parameters may change from time to time. The Investment Adviser may also set expected volatility and tracking error parameters relative to the Index which may be subject to change. The Fund may invest in instruments which are not included in the Index, although it is generally expected that a significant portion of its investments will be constituents of the Index at any given time.

The investment objective of the Fund is to seek long-term capital appreciation. The Fund is actively managed and seeks to achieve its objective by investing in a diversified portfolio of common stocks of companies which are domiciled in or which derive more than 50% of their revenues or profits from emerging market countries. The Fund may also invest in other transferable securities listed, traded or dealt on Recognised Markets in accordance with the restrictions listed under "Investment Objectives and Policies" in the Prospectus. The Fund will invest at least two-thirds of its total assets in equity securities of companies which are domiciled in or which derive more than 50% of their revenues or profits from emerging market countries. Equity securities, for the purposes of this two-thirds policy, will be limited to common and preferred stocks; equity interests in trusts, partnerships, joint ventures and other unincorporated entities or enterprises; special classes of shares available only to foreign investors in markets that restrict ownership by foreign investors to certain classes of equity securities (e.g. India, Kuwait, Thailand); and participation notes.

## RISK CONSIDERATIONS

The value of equity securities is sensitive to stock market volatility. Investments in foreign instruments or currencies can involve greater risk and volatility than U.S. investments because of adverse market, economic, political, regulatory, geopolitical, currency exchange rates or other conditions. In emerging countries, these risks may be more significant. No fund is a complete investment program and you may lose money investing in a fund. The Fund may engage in other investment practices that may involve additional risks and you should review the [Fund prospectus](#) for a complete description.

1. MSCI Emerging Markets Index is an unmanaged index of emerging markets common stocks. Unless otherwise stated, index returns do not reflect the effect of any applicable sales charges, commissions, expenses, taxes or leverage, as applicable. It is not possible to invest directly in an index. Historical performance of the index illustrates market trends and does not represent the past or future performance of the fund. MSCI indexes are net of foreign withholding taxes. Source: MSCI. MSCI data may not be reproduced or used for any other purpose. MSCI provides no warranties, has not prepared or approved this report, and has no liability hereunder.

4. A portion of the Fund's returns may be comprised of return of capital or short term capital gains. The Fund will determine the tax characteristics of all Fund distributions after the end of the calendar year and will provide shareholders such information at that time. Please consult your tax advisor for further information.

## Portfolio

### Asset Mix (%)<sup>3</sup>

as of Aug 31, 2023

08/31/2023

### Portfolio Statistics

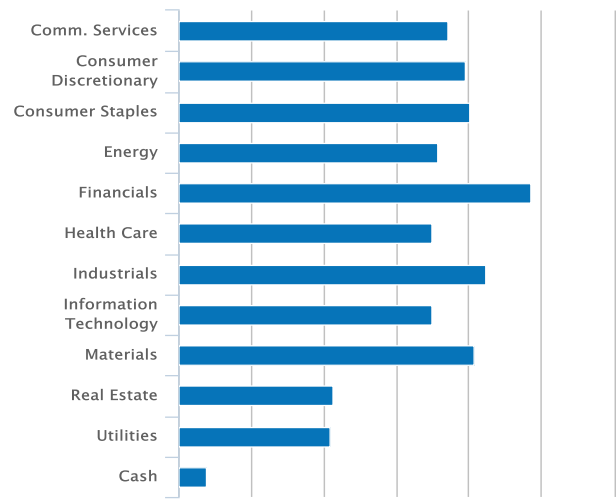
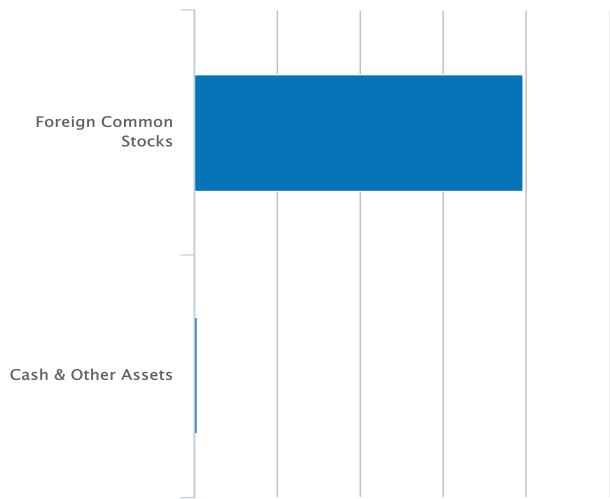
as of Aug 31, 2023

Median Market Cap	3.81
Price/Earnings Ratio	13.68
Number of Holdings	1087
Price/Book Ratio	1.41
Countries Represented	48

### GICS Sector Breakdown (%)<sup>3</sup>

as of Aug 31, 2023

08/31/2023



<b>Foreign Common Stocks</b>	99.05
<b>Cash &amp; Other Assets</b>	0.95
<b>Total</b>	<b>100.00</b>

<b>Comm. Services</b>	9.28	9.68
<b>Consumer Discretionary</b>	9.88	13.94
<b>Consumer Staples</b>	10.02	6.28
<b>Energy</b>	8.94	5.09
<b>Financials</b>	12.13	21.79
<b>Health Care</b>	8.71	3.79
<b>Industrials</b>	10.60	6.28
<b>Information Technology</b>	8.74	20.67
<b>Materials</b>	10.18	8.17
<b>Real Estate</b>	5.33	1.78
<b>Utilities</b>	5.23	2.53
<b>Cash</b>	0.95	0.00

## Assets by Country (%)<sup>3</sup>

as of Aug 31, 2023

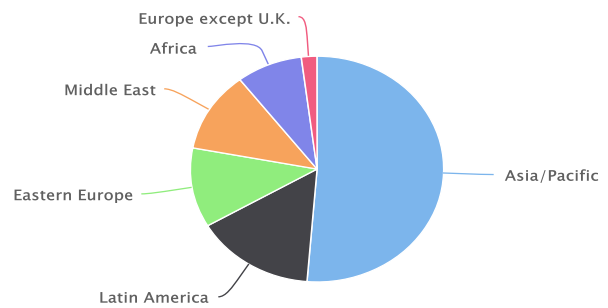
<b>China</b>	15.26
<b>India</b>	8.09
<b>Taiwan</b>	7.36
<b>Korea</b>	4.54
<b>Brazil</b>	4.59
<b>Mexico</b>	4.98
<b>South Africa</b>	4.88
<b>Turkey</b>	5.23
<b>Thailand</b>	4.54
<b>Saudi Arabia</b>	4.75

[View All](#)

## Geographic Mix (%)<sup>3</sup>

as of Aug 31, 2023

08/31/2023



<b>Asia/Pacific</b>	51.28
<b>Latin America</b>	15.35
<b>Eastern Europe</b>	11.38

Middle East	11.56
Africa	8.44
Europe except U.K.	1.99

## Fund Holdings (%)<sup>3,5</sup>

as of Aug 31, 2023

Holding	% of Net Assets
Tencent Holdings Ltd	0.98%
Taiwan Semiconductor Manufacturing Co Ltd	0.96%
Turkiye Petrol Rafinerileri AS	0.88%
Samsung Electronics Co Ltd	0.87%
Delta Electronics Thailand PCL	0.84%
America Movil SAB de CV	0.61%
Turkcell Iletisim Hizmetleri AS	0.54%
Southern Copper Corp	0.53%
Naspers Ltd	0.53%
HSBC BANK PLC P-NOTE	0.47%

[View All](#)

Portfolio profile subject to change due to active management. Percentages may not total 100% due to rounding.

## RISK CONSIDERATIONS

The value of equity securities is sensitive to stock market volatility. Investments in foreign instruments or currencies can involve greater risk and volatility than U.S. investments because of adverse market, economic, political, regulatory, geopolitical, currency exchange rates or other conditions. In emerging countries, these risks may be more significant. No fund is a complete investment program and you may lose money investing in a fund. The Fund may engage in other investment practices that may involve additional risks and you should review the [Fund prospectus](#) for a complete description.

1. MSCI Emerging Markets Index is an unmanaged index of emerging markets common stocks. Unless otherwise stated, index returns do not reflect the effect of any applicable sales charges, commissions, expenses, taxes or leverage, as applicable. It is not possible to invest directly in an index. Historical performance of the index illustrates market trends and does not represent the past or future performance of the fund. MSCI indexes are net of foreign withholding taxes. Source: MSCI. MSCI data may not be reproduced or used for any other purpose. MSCI provides no warranties, has not prepared or approved this report, and has no liability hereunder.

3. Percent of total net assets.

5. The following list reflects unaudited securities holdings (excluding derivatives positions). Holdings information may differ if presented as of trade date. Due to rounding, holdings of less than 0.005% may show as 0.00%. Portfolio information subject to change due to active management.

## Management



**Thomas C. Seto**  
Managing Director  
Joined Parametric Portfolio Associates  
1998

### **Biography**

Tom is a managing director and head of investment management at Parametric Portfolio Associates LLC. He leads Parametric's portfolio management and trading functions for the firm's equity strategies. He is also a vice president and portfolio manager for Calvert Research and Management. He joined Parametric in 1998.

Tom began his career in the investment management industry in 1991. Before joining Parametric, he served as the head of U.S. equity index investments at Barclays Global Investors.

Tom earned a B.S. in electrical engineering from the University of Washington and an MBA from the University of Chicago Booth School of Business.

---

### **Education**

- B.S. University of Washington
- M.B.A Booth School of Business, University of Chicago

### **Experience**

- Managed Fund since 2008
- 



**Paul Bouchey, CFA**  
Global Head of Research  
Joined Parametric Portfolio Associates  
2006

### **Biography**

Paul Bouchey is chief investment officer of Parametric Portfolio Associates LLC, an investment adviser and majority-owned subsidiary of Eaton Vance Corp. Paul Bouchey leads Parametric's Investment, Research and Strategy activities. He is responsible for setting the overall research agenda and new product development. He joined Parametric in 2006.

Paul began his career in the investment management industry in 1994. Before joining Parametric, Paul was a senior researcher at Russell Investment Group, where he focused on simulation, optimization and quantitative decision models for institutional and private clients.

Paul earned a B.A. in mathematics and physics from Whitman College and an M.S. in computational finance and risk management from the University of Washington. He holds a patent on cross-sectional volatility indexing and has authored more than 10 academic and practitioner articles in journals such as The Journal of Portfolio Management, The Journal of Wealth Management and The Journal of Index Investing. He is a CFA charterholder.

---

### **Education**

- B.A. Whitman College
- M.S. University of Washington

### **Experience**

- Managed Fund since 2019
-





**Jennifer Sireklove, CFA**

Managing Director, Investment Strategy  
Joined Parametric Portfolio Associates  
2013

### Biography

Jennifer Sireklove is managing director, investment strategy for Parametric Portfolio Associates LLC, an investment adviser and majority-owned subsidiary of Eaton Vance Corp. She leads the investment strategy team, which is responsible for all aspects of Parametric's equity-based investment strategies. In addition, she has direct investment responsibility for Parametric's emerging-market and international strategies, and chairs Parametric's Stewardship Committee. She joined Parametric in 2013.

Jennifer began her career in the investment management industry in 2003. Previously at Parametric, she helped build the firm's active ownership and custom ESG portfolio construction practices. Before joining Parametric, she worked in equity research, primarily covering the energy, utility and industrial sectors at firms including D.A. Davidson and McAdams Wright Ragen.

Jennifer earned a B.A. in economics from Reed College and an MBA in finance and accounting from the University of Chicago. She is a CFA charterholder and a member of the CFA Society Seattle.

### Education

- B.A. Reed College
- MBA University of Chicago

### Experience

- Managed Fund since 2019

## Literature

### Literature



#### Annual Report (English)

[Download](#) - Last updated: Dec 31, 2022



#### Annual Report (Spanish)

[Download](#) - Last updated: Dec 31, 2022



#### Eaton Vance International (Ireland) Funds Full Prospectus (English)

[Download](#) - Last updated: Dec 13, 2021



#### Eaton Vance International (Ireland) Funds Full Prospectus (German)

[Download](#) - Last updated: Dec 13, 2021



#### Full Prospectus

[Download](#) - Last updated: Jul 6, 2020



#### Memorandum and Articles of Association

[Download](#) - Last updated: Oct 2, 2012



#### Prospectus Supplement (English)

[Download](#) - Last updated: Dec 13, 2021



#### Semiannual Report (English)

[Download](#) - Last updated: Jun 30, 2023



#### Semiannual Report (Spanish)

[Download](#) - Last updated: Jun 30, 2023

## Marketing Communication

To report a website vulnerability, please go to [Responsible Disclosure](#).

Eaton Vance is part of Morgan Stanley Investment Management, the asset management division of Morgan Stanley.

 This image indicates content designed specifically for Financial Advisors / Investment Professionals. This material is not to be used with the public.

The information on this Web page is not intended for U.S. residents. The information on this Web page does not constitute an offer to sell, or a solicitation of an offer to purchase, securities in any jurisdiction to any person to whom it is not lawful to make such an offer. To visit our U.S. Website, [please click here](#).

Eaton Vance International (Ireland) Funds and Eaton Vance International (Cayman Islands) Funds (collectively the "Funds") may not be offered or sold to citizens or residents of the United States or within the United States, its territories or possessions. None of the Funds have been or will be registered under the U.S. Securities Act of 1933, as amended (the "Securities Act"), and none of such shares may be offered, sold, transferred or delivered, directly or indirectly, in the United States or to United States residents or citizens. None of the Funds have been or will be registered as an investment company under the U.S. Investment Company Act of 1940, as amended (the "1940 Act").

Eaton Vance International (Ireland) Funds Plc (the Company) is a public limited company with variable capital incorporated in Ireland authorized and regulated by the Central Bank of Ireland as an Undertaking for Collective Investment in Transferable Securities (UCITS). The offering of the shares of the Company is restricted in many jurisdictions and investors must inform themselves of and observe applicable restrictions in their jurisdiction. The Sub-Funds are distributed by Eaton Vance Management (International) Limited and may employ Eaton Vance Distributors, Inc., Two International Place, Boston, MA 02110, as a sub-distributor. The Company's current prospectus and key investor information document (KIID) contain more information as well as the risks of investing and may be obtained free of charge from CitibankEurope Plc, 1 North Wall Quay, Dublin 1, Ireland, or by calling 353 1 637 6372.

Eaton Vance International (Cayman Islands) Funds, Ltd. offers several portfolios (each a Fund and together the Funds). The Funds are distributed by Eaton Vance Distributors and may employ Eaton Vance Management (International) Limited, as a sub-distributor. Eaton Vance Management (International) Limited is authorised and regulated in the United Kingdom by the Financial Conduct Authority. No subscriptions can be accepted on the basis of this sales literature. The distribution of this document, the prospectus, the supplements and the offering or purchase of shares is restricted in many jurisdictions. This document may not be treated as constituting an invitation to subscribe for shares of a Fund in any jurisdiction. Subscriptions for shares in a Fund will only be accepted on the basis of the information contained in the prospectus and only by investors allowed to invest by the law of the jurisdiction in which they reside.

**Before investing, investors should consider carefully the investment objectives, risks, charges and expenses of a mutual fund. This and other important information is contained in the prospectus, which can be obtained from a financial advisor. Prospective investors should read the prospectus carefully before investing.**

**Eaton Vance does not provide tax or legal advice. Prospective investors should consult with a tax or legal advisor before making any investment decision.**

NOT FDIC INSURED | OFFER NO BANK GUARANTEE | MAY LOSE VALUE | NOT INSURED BY ANY FEDERAL GOVERNMENT AGENCY | NOT A DEPOSIT

© Eaton Vance Distributors, Inc. Two International Place, Boston, MA 02110. All rights reserved.

Publication details: Tuesday, October 03, 2023 6:00 PM

Page ID: EPCTD - <https://offshore.eatonvance.com/eaton-vance-parametric-emerging-markets-fund-epctd.php>