



FUNDS

MANAGED ACCOUNTS

INSIGHTS

RESOURCES

ABOUT

# Eaton Vance Global Macro Fund

A Acc USD ▾

**11.80** ▼ -0.01

NAV as of May 27, 2022

Share Class



**Fact Sheet (English)**

Apr 30, 2022



**Fact Sheet (Spanish)**

Apr 30, 2022



**Attribution**

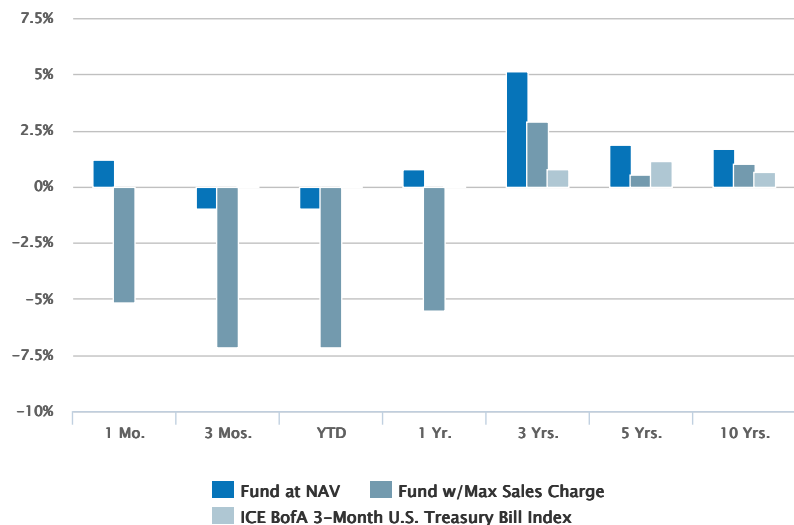
Mar 31, 2022

# Historical Returns (%)

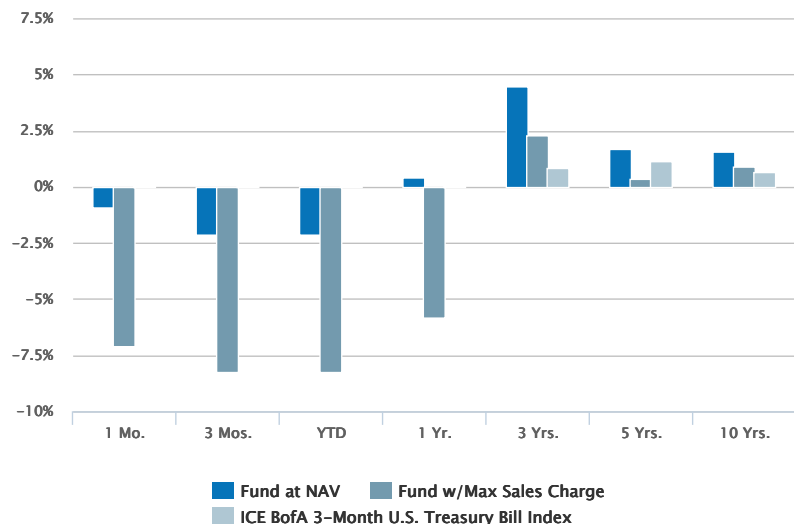
Past performance is no guarantee of future results.

as of Mar 31, 2022

04/30/2022



03/31/2022



04/30/2022

Fund at NAV	1.19	-0.99	-0.99	0.76	5.14	1.86	1.66
Fund w/Max Sales Charge	-5.16	-7.15	-7.15	-5.53	2.89	0.54	1.00
ICE BofA 3-Month U.S. Treasury Bill Index	0.01	0.06	0.05	0.08	0.75	1.12	0.63

03/31/2022

Fund at NAV	-0.92	-2.15	-2.15	0.43	4.49	1.67	1.56
Fund w/Max Sales Charge	-7.08	-8.24	-8.24	-5.82	2.27	0.38	0.91
ICE BofA 3-Month U.S. Treasury Bill Index	0.03	0.04	0.04	0.06	0.81	1.13	0.63

## Fund Facts

as of Apr 30, 2022

<b>Class A Acc USD Inception</b>	05/06/2010
<b>Investment Objective</b>	Total return
<b>Total Net Assets</b>	\$103.3M
<b>Minimum Investment</b>	\$1000

## Fund Codes

<b>CUSIP</b>	G2919V183
<b>ISIN</b>	IE00B5VSG325
<b>SEDOL</b>	B5VSG32
<b>Valor Number</b>	10936006
<b>Wertpapierkennnummer</b>	A0YKGS

## Portf

[John R. Ba](#)

[Kyle Lee, C](#)

[Patrick Ca](#)

[Federico S](#)

[Danat Abd](#)

[Hussein KH](#)

Portfolio profile subject to change due to active management. Percentages may not total 100% due to rounding.

The use of leverage increases risks, such that a relatively small movement in the value of an investment may result in a disproportionately large movement, unfavorable as well as favorable, in the value of that investment and, in turn, the value of the Fund.

The Fund is actively managed in reference to the BofA 3-Month Treasury Bill Index (the "Index"). The Fund does not intend to track the Index and is not constrained by it. The Index is used for performance comparison purposes only and the Fund will generally not hold any of the components of the Index.

The investment objective of the Fund is to deliver a positive absolute return in all market conditions, in the form of income plus capital appreciation over a rolling three-year period. The Fund is actively managed and seeks to achieve its objective through exposure to currencies, and U.S. and non-U.S. interest rates and issuers. Such exposure may be achieved by investing in securities and other instruments, including, debt securities (which may be fixed and/or floating rate and rated or unrated) issued by governments of both developed and emerging market countries or their sub-divisions, government agencies and government-sponsored enterprises, mortgage-backed securities and other asset-backed securities, units in open and closed-ended collective investment schemes, inflation indexed bonds issued by both governmental, quasi-governmental and/or corporate issuers, corporate debt securities (including, without limitation, convertible securities and corporate commercial paper), structured products which comply with the requirements set out in the Central Bank UCITS Regulations, deposits and participation notes.

## About Risk:

Fund share values are sensitive to stock market volatility, adverse market, economic, political, regulatory, geopolitical and other conditions. In international markets, these risks may be more significant. An imbalance in supply and demand in the income market may result in valuation uncertainties and greater volatility, less liquidity, widening credit spreads and a lack of price transparency in the market. Investments in income securities may be affected by changes in the creditworthiness of the issuer and are subject to the risk of nonpayment of principal and interest. The value of income securities also may decline because of real or perceived concerns about the issuer's ability to make principal and interest payments. Derivative instruments can be used to take both long and short positions, be highly volatile, result in economic leverage (which can magnify losses), and involve risks in addition to the risks of the underlying instrument on which the derivative is based, such as counterparty, correlation and liquidity risk. If a counterparty is unable to honor its commitments, the value of Fund shares may decline and/or the Fund could experience delays in the return of collateral or other assets held by the counterparty. As interest rates rise, the value of certain income investments is likely to decline. Because the Fund investments may be concentrated in a particular geographic region or country, the Fund share value may fluctuate more than that of a less concentrated fund. Investments rated below investment grade (typically referred to as "junk") are generally subject to greater price volatility and illiquidity than higher-rated investments. No fund is a complete investment program and you may lose money investing in a fund. The Fund may engage in other investment practices that may involve additional risks and you should review the [Fund prospectus](#) for a complete description.

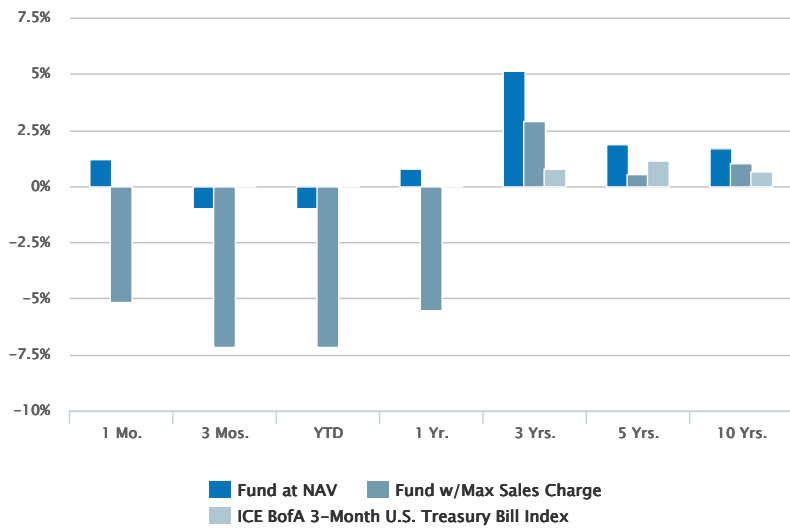
## Performance

### Historical Returns (%)

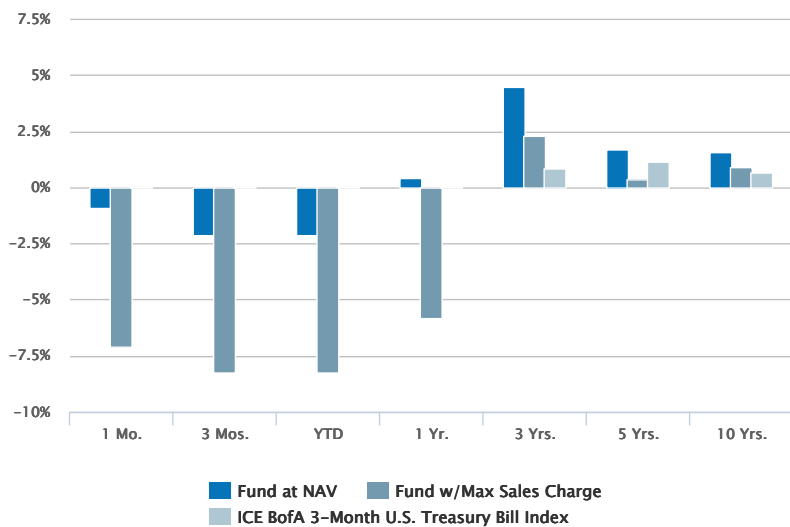
*Past performance is no guarantee of future results.*

as of Mar 31, 2022

04/30/2022



**03/31/2022**



**04/30/2022**

Fund at NAV	1.19	-0.99	-0.99	0.76	5.14	1.86	1.66
Fund w/Max Sales Charge	-5.16	-7.15	-7.15	-5.53	2.89	0.54	1.00
ICE BofA 3-Month U.S. Treasury Bill Index	0.01	0.06	0.05	0.08	0.75	1.12	0.63

**03/31/2022**

Fund at NAV	-0.92	-2.15	-2.15	0.43	4.49	1.67	1.56
Fund w/Max Sales Charge	-7.08	-8.24	-8.24	-5.82	2.27	0.38	0.91
ICE BofA 3-Month U.S. Treasury Bill Index	0.03	0.04	0.04	0.06	0.81	1.13	0.63

## Calendar Year Returns (%)

Past performance is no guarantee of future results.

	2012	2013	2014	2015	2016	2017	2018	2019	2020	2021
Fund at NAV	3.63	-2.33	1.99	1.46	2.60	5.35	-9.71	12.52	3.59	2.12
ICE BofA 3-Month U.S. Treasury Bill Index	0.11	0.07	0.03	0.05	0.33	0.86	1.87	2.28	0.67	0.05
US LIBOR Total Return 3 month Index <sup>1</sup>	0.46	0.28	0.24	0.28	0.71	1.18	—	—	—	—

# Fund Facts

Class A Acc USD Inception

05/06/2010

## NAV History

Date	NAV	NAV Change
May 27, 2022	\$11.80	-\$0.01
May 26, 2022	\$11.81	\$0.05
May 25, 2022	\$11.76	-\$0.02
May 24, 2022	\$11.78	\$0.00
May 23, 2022	\$11.78	-\$0.03
May 20, 2022	\$11.81	\$0.03
May 19, 2022	\$11.78	-\$0.05
May 18, 2022	\$11.83	-\$0.01
May 17, 2022	\$11.84	-\$0.09
May 16, 2022	\$11.93	\$0.09

## Distribution History<sup>2</sup>

Ex-Date	Distribution	Reinvest NAV
---------	--------------	--------------

No records in this table indicates that there has not been a distribution greater than .0001 within the past 3 years.

[Fund prospectus](#)

Portfolio profile subject to change due to active management. Percentages may not total 100% due to rounding.

The use of leverage increases risks, such that a relatively small movement in the value of an investment may result in a disproportionately large movement, unfavorable as well as favorable, in the value of that investment and, in turn, the value of the Fund.

The Fund is actively managed in reference to the BofA 3-Month Treasury Bill Index (the "Index"). The Fund does not intend to track the Index and is not constrained by it. The Index is used for performance comparison purposes only and the Fund will generally not hold any of the components of the Index.

The investment objective of the Fund is to deliver a positive absolute return in all market conditions, in the form of income plus capital appreciation over a rolling three-year period. The Fund is actively managed and seeks to achieve its objective through exposure to currencies, and U.S. and non-U.S. interest rates and issuers. Such exposure may be achieved by investing in securities and other instruments, including, debt securities (which may be fixed and/or floating rate and rated or unrated) issued by governments of both developed and emerging market countries or their sub-divisions, government agencies and government-sponsored enterprises, mortgage-backed securities and other asset-backed securities, units in open and closed-ended collective investment schemes, inflation indexed bonds issued by both governmental, quasi-governmental and/or corporate issuers, corporate debt securities (including, without limitation, convertible securities and corporate commercial paper), structured products which comply with the requirements set out in the Central Bank UCITS Regulations, deposits and participation notes.

## About Risk:

Fund share values are sensitive to stock market volatility, adverse market, economic, political, regulatory, geopolitical and other conditions. In international markets, these risks may be more significant. An imbalance in supply and demand in the income market may result in valuation uncertainties and greater volatility, less liquidity, widening credit spreads and a lack of price transparency in the market. Investments in income securities may be affected by changes in the creditworthiness of the issuer and are subject to the risk of nonpayment of principal and interest. The value of income securities also may decline because of real or perceived concerns about the issuer's ability to make principal and interest payments. Derivative instruments can be used to take both long and short positions, be highly volatile, result in economic leverage (which can magnify losses),

and involve risks in addition to the risks of the underlying instrument on which the derivative is based, such as counterparty, correlation and liquidity risk. If a counterparty is unable to honor its commitments, the value of Fund shares may decline and/or the Fund could experience delays in the return of collateral or other assets held by the counterparty. As interest rates rise, the value of certain income investments is likely to decline. Because the Fund investments may be concentrated in a particular geographic region or country, the Fund share value may fluctuate more than that of a less concentrated fund. Investments rated below investment grade (typically referred to as “junk”) are generally subject to greater price volatility and illiquidity than higher-rated investments. No fund is a complete investment program and you may lose money investing in a fund. The Fund may engage in other investment practices that may involve additional risks and you should review the [Fund prospectus](#) for a complete description.

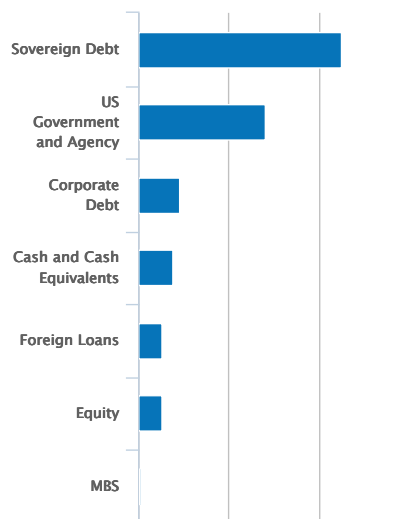
1. The index represents the amount generated based on the compounded daily rate of a three-month LIBOR deposit in USD. Unless otherwise stated, index returns do not reflect the effect of any applicable sales charges, commissions, expenses, taxes or leverage, as applicable. It is not possible to invest directly in an Index. Historical performance of the index illustrates market trends and does not represent the past or future performance of the fund.
2. A portion of the Fund’s returns may be comprised of return of capital or short term capital gains. The Fund will determine the tax characteristics of all Fund distributions after the end of the calendar year and will provide shareholders such information at that time. Please consult your tax advisor for further information.

## Portfolio

### Asset Mix (%)<sup>3,4</sup>

as of Apr 30, 2022

04/30/2022



Sovereign Debt	45.06
US Government and Agency	28.03
Corporate Debt	9.05
Cash and Cash Equivalents	7.42
Foreign Loans	5.19
Equity	5.01
MBS	0.24

### Credit Quality (%)<sup>5</sup>

as of Apr 30, 2022

04/30/2022

### Portfolio Statistics

as of Apr 30, 2022

Average Duration 0.58 yrs.

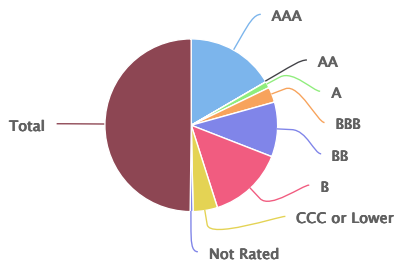
Countries Represented 76

### Foreign Currency Exposure (%)<sup>6</sup>

as of Apr 30, 2022

Czech Koruna 5.92

[View All](#)



AAA	33.37
AA	-0.84
A	2.43
BBB	5.72
BB	20.57
B	28.49
CCC or Lower	9.19
Not Rated	1.08
<b>Total</b>	<b>100.00</b>

Ratings are based on Moody's, S&P or Fitch, as applicable. If securities are rated differently by the ratings agencies, the highest rating is applied. Ratings, which are subject to change, apply to the creditworthiness of the issuers of the underlying securities and not to the Fund or its shares. Credit ratings measure the quality of a bond based on the issuer's creditworthiness, with ratings ranging from AAA, being the highest, to D, being the lowest based on S&P's measures. Ratings of BBB or higher by S&P or Fitch (Baa or higher by Moody's) are considered to be investment-grade quality. Credit ratings are based largely on the ratings agency's analysis at the time of rating. The rating assigned to any particular security is not necessarily a reflection of the issuer's current financial condition and does not necessarily reflect its assessment of the volatility of a security's market value or of the liquidity of an investment in the security. Holdings designated as "Not Rated" are not rated by the national ratings agencies stated above.

## Foreign Sovereign External Debt (%)<sup>7</sup>

as of Apr 30, 2022

Egypt	4.45
Tanzania	4.35
Vietnam	3.73
Philippines	-3.13
Saudi Arabia	-3.31

[View All](#)

Ukrainian Hryvnia	4.27
Ugandan Shilling	4.06
Japanese Yen	3.65
Australian Dollar	3.37
Saudi Riyal	-4.01
Indian Rupee	-4.06
Chinese Renminbi	-9.89
United Arab Emirates Dirham	-10.29
Omani Rial	-10.57

[View All](#)

Portfolio profile subject to change due to active management. Percentages may not total 100% due to rounding.

## About Risk:

Fund share values are sensitive to stock market volatility, adverse market, economic, political, regulatory, geopolitical and other conditions. In international markets, these risks may be more significant. An imbalance in supply and demand in the income market may result in valuation uncertainties and greater volatility, less liquidity, widening credit spreads and a lack of price transparency in the market. Investments in income securities may be affected by changes in the creditworthiness of the issuer and are subject to the risk of nonpayment of principal and interest. The value of income securities also may decline because of real or perceived concerns about the issuer's ability to make principal and

Euro	-3.34
Qatar	-4.13
South Africa	-6.99
United Kingdom	-7.60
Malaysia	-10.16
<a href="#">View All</a>	

interest payments. Derivative instruments can be used to take both long and short positions, be highly volatile, result in economic leverage (which can magnify losses), and involve risks in addition to the risks of the underlying instrument on which the derivative is based, such as counterparty, correlation and liquidity risk. If a counterparty is unable to honor its commitments, the value of Fund shares may decline and/or the Fund could experience delays in the return of collateral or other assets held by the counterparty. As interest rates rise, the value of certain income investments is likely to decline. Because the Fund investments may be concentrated in a particular geographic region or country, the Fund share value may fluctuate more than that of a less concentrated

fund. Investments rated below investment grade (typically referred to as “junk”) are generally subject to greater price volatility and illiquidity than higher-rated investments. No fund is a complete investment program and you may lose money investing in a fund. The Fund may engage in other investment practices that may involve additional risks and you should review the [Fund prospectus](#) for a complete description.

3. Percent of total net assets.

4. Other net assets represent other assets less liabilities and includes any investment type that represents less than 1% of net assets. Any securities sold short will be subtracted from that corresponding asset.

5. Percent of bond holdings.

6. Absolute value by percent of net assets. Currency exposures include all foreign exchange denominated assets, currency derivatives and commodities.

7. External debt exposure is defined as exposure to sovereign debt, through bond or derivative investments, issued in a currency different from the currency that the sovereign entity can produce (print) itself. Absolute value by percent of total net assets. Includes market value of bond holdings plus credit default swaps, valued at notional plus unrealized gains/losses.

## Management



**John R. Baur**

Managing Director, Co-Head of Emerging Markets  
Joined Eaton Vance 2005

### Biography

John Baur is a vice president of Eaton Vance Management, co-director of emerging markets and portfolio manager on Eaton Vance's emerging markets team. He is responsible for co-leading the emerging markets team with investment professionals based in Boston, Washington, D.C., London and Singapore, as well as for buy and sell decisions, portfolio construction and risk management for the firm's emerging markets strategies. He joined Eaton Vance in 2005.

John began his career in the investment management industry in 2005. Before joining Eaton Vance, he was employed by Applied Materials in an engineering capacity, spending five of his seven years at the firm in Asia.

John earned a B.S. from MIT and an MBA from the Johnson Graduate School of Management at Cornell University.

### Education

- B.S. Massachusetts Institute of Technology
- M.B.A. Johnson Graduate School of Management, Cornell University

### Experience

- Managed Fund since 2010

### Other funds managed

- [Eaton Vance Emerging Markets Debt Opportunities Fund](#)
- [Eaton Vance Emerging Markets Local Income Fund](#)





**Kyle Lee, CFA**

Vice President, Eaton Vance Management  
Joined Eaton Vance 2007

### Biography

Kyle Lee is a vice president of Eaton Vance Management and a portfolio manager on Eaton Vance's emerging markets team. He is responsible for buy and sell decisions, portfolio construction and risk management for the firm's emerging markets strategies. He is also responsible for the analysis of macroeconomics, politics and financial markets of Asia, Western Europe and the Dollar Bloc and the management of regional investments in various emerging markets portfolios. He began his career in the investment management industry with Eaton Vance in 2007

Kyle earned a B.A. from Wesleyan University and is a CFA charterholder.

### Education

- B.A. Wesleyan University

### Experience

- Managed Fund since 2021



**Patrick Campbell, CFA**

Vice President, Eaton Vance Management  
Joined Eaton Vance 2008

### Biography

Patrick Campbell is a vice president of Eaton Vance Management and a portfolio manager on Eaton Vance's emerging markets team. He is responsible for buy and sell decisions, portfolio construction and risk management for the firm's emerging markets strategies. He is also responsible for the analysis of macroeconomics, politics and financial markets of Latin America and the management of regional investments in various emerging markets portfolios. He began his career in the investment management industry with Eaton Vance in 2008.

Patrick earned a B.A. from Boston College. He is a member of the Boston Security Analysts Society and is a CFA charterholder.

### Education

- B.A. Boston College

### Experience

- Managed Fund since 2021



**Federico Sequeda, CFA**

Joined Eaton Vance 2010

### Biography

Federico Sequeda is a vice president of Eaton Vance Management and a portfolio manager on Eaton Vance's emerging markets team. He is responsible for buy and sell decisions, portfolio construction and risk management for the firm's emerging markets strategies. He joined Eaton Vance in 2010.

Federico began his career in the investment management industry in 2009. Before joining Eaton Vance, he was an investment associate with Bridgewater Associates, LP.

Federico earned a B.A., magna cum laude, from Dartmouth College. He is a CFA charterholder.

### Education

- B.A. Dartmouth College

### Experience

- Managed Fund since 2021



**Danat Abdrakhmanov, CFA**

Vice President, Eaton Vance Advisers International Ltd.  
Joined Eaton Vance 2006

### Biography

Danat Abdrakhmanov is a vice president of Eaton Vance Advisers International Ltd. and portfolio manager on Eaton Vance's emerging markets team. He is responsible for buy and sell decisions, portfolio construction and risk management for the firm's emerging markets strategies. He began his career in the investment management industry with Eaton Vance in 2006.

Danat earned a B.S., cum laude, from the Carroll School of Management at Boston College. He is a member of the CFA Society of the UK and is a CFA charterholder.

### Education

- B.S. Boston College

### Experience

- Managed Fund since 2016

### Other funds managed

- [Eaton Vance Emerging Markets Local Income Fund](#)



**Hussein Khattab, CFA**

Vice President of Eaton Vance Advisers International Ltd.  
Joined Eaton Vance 2013

### Biography

Hussein Khattab is a vice president of Eaton Vance Advisers International Ltd. and portfolio manager on Eaton Vance's emerging markets team. He is responsible for buy and sell decisions, portfolio construction and risk management for the firm's emerging markets strategies. He is focused on the analysis of macroeconomics, politics and financial markets of Central and Eastern Europe, the Middle East and Africa, and the management of regional investments in various emerging markets portfolios. He began his career in the investment management industry with Eaton Vance in 2013.

Hussein earned a BEngineering from the American University of Beirut and an M.S. in mathematical finance from Boston University. He is a CFA charterholder.

### Education

- American University of Beirut
- Boston University

### Experience

- Managed Fund since 2021

## Literature

## Literature



### Fact Sheet (Spanish)

[Download](#) - Last updated: Apr 30, 2022



### Fact Sheet (English)

[Download](#) - Last updated: Apr 30, 2022



## Attribution

[Download](#) - Last updated: Mar 31, 2022



## Annual Report (English)

[Download](#) - Last updated: Dec 31, 2021



## Annual Report (Spanish)

[Download](#) - Last updated: Dec 31, 2021



## Eaton Vance International (Ireland) Funds Full Prospectus (English)

[Download](#) - Last updated: Dec 13, 2021



## Eaton Vance International (Ireland) Funds Full Prospectus (German)

[Download](#) - Last updated: Dec 13, 2021



## Eaton Vance International (Ireland) Funds Full Prospectus (Switzerland - English)

[Download](#) - Last updated: Oct 1, 2021



## Full Prospectus

[Download](#) - Last updated: Jul 6, 2020



## Int'l (Ireland) Global Macro Holdings

[Download](#) - Last updated: Mar 31, 2022



## KIID

[Download](#)



## Memorandum and Articles of Association

[Download](#) - Last updated: Oct 2, 2012



## Prospectus Supplement (English)

[Download](#) - Last updated: Dec 13, 2021



## Semiannual Report (English)

[Download](#) - Last updated: Jun 30, 2021



## Semiannual Report (Spanish)

[Download](#) - Last updated: Jun 30, 2021

# Marketing Communication

To report a website vulnerability, please go to [Responsible Disclosure](#).

Eaton Vance is part of Morgan Stanley Investment Management, the asset management division of Morgan Stanley.

 This image indicates content designed specifically for Financial Advisors / Investment Professionals. This material is not to be used with the public.

The information on this Web page is not intended for U.S. residents. The information on this Web page does not constitute an offer to sell, or a solicitation of an offer to purchase, securities in any jurisdiction to any person to whom it is not lawful to make such an offer. To visit our U.S. Website, [please click here](#).

Eaton Vance International (Ireland) Funds and Eaton Vance International (Cayman Islands) Funds (collectively the "Funds") may not be offered or sold to citizens or residents of the United States or within the United States, its territories or possessions. None of the Funds have been or will be registered under the U.S Securities Act of 1933, as amended (the "Securities Act"), and none of such shares may be offered, sold, transferred or delivered, directly or indirectly, in the United States or to United States residents or citizens. None of the Funds have been or will be registered as an investment company under the U.S. Investment Company Act of 1940, as amended (the "1940 Act").

Eaton Vance International (Ireland) Funds Plc (the Company) is a public limited company with variable capital incorporated in Ireland authorized and regulated by the Central Bank of Ireland as an Undertaking for Collective Investment in Transferable Securities (UCITS). The offering of the shares of the Company is restricted in many jurisdictions and investors must inform themselves of and observe applicable restrictions in their jurisdiction. The Sub-Funds are distributed by Eaton Vance Management (International) Limited and may employ Eaton Vance Distributors, Inc., Two International Place, Boston, MA 02110, as a sub-distributor. The Company's current prospectus and key investor information document (KIID) contain more information as well as the risks of investing and may be obtained free of charge from CitibankEurope Plc, 1 North Wall Quay, Dublin 1, Ireland, or by calling 353 1 637 6372.

Eaton Vance International (Cayman Islands) Funds, Ltd. offers several portfolios (each a Fund and together the Funds). The Funds are distributed by Eaton Vance Distributors and may employ Eaton Vance Management (International) Limited, as a sub-distributor. Eaton Vance Management (International) Limited is authorised and regulated in the United Kingdom by the Financial Conduct Authority. No subscriptions can be accepted on the basis of this sales literature. The distribution of this document, the prospectus, the supplements and the offering or purchase of shares is restricted in many jurisdictions. This document may not be treated as constituting an invitation to subscribe for shares of a Fund in any jurisdiction. Subscriptions for shares in a Fund will only be accepted on the basis of the information contained in the prospectus and only by investors allowed to invest by the law of the jurisdiction in which they reside.

**Before investing, investors should consider carefully the investment objectives, risks, charges and expenses of a mutual fund. This and other important information is contained in the prospectus, which can be obtained from a financial advisor. Prospective investors should read the prospectus carefully before investing.**

**Eaton Vance does not provide tax or legal advice. Prospective investors should consult with a tax or legal advisor before making any investment decision.**

NOT FDIC INSURED | OFFER NO BANK GUARANTEE | MAY LOSE VALUE | NOT INSURED BY ANY FEDERAL GOVERNMENT AGENCY | NOT A DEPOSIT

©Eaton Vance Distributors, Inc. Two International Place, Boston, MA 02110. All rights reserved.

Publication details: Sunday, May 29, 2022 5:17 AM

Page ID: EAATD - <https://offshore.eatonvance.com/eaton-vance-global-macro-fund-aaatd.php>