



Tax-Managed Global Diversified Equity Income Fund

EXG

Symbol

\$8.95 ▲\$0.15

NAV as of May 27, 2022

\$8.68 ▲\$0.16

MKT as of May 27, 2022

-3.02%

Premium/Discount
as of May 27, 2022



Fact Sheet
Mar 31, 2022



Commentary
Mar 31, 2022



CEF Connect - EXG



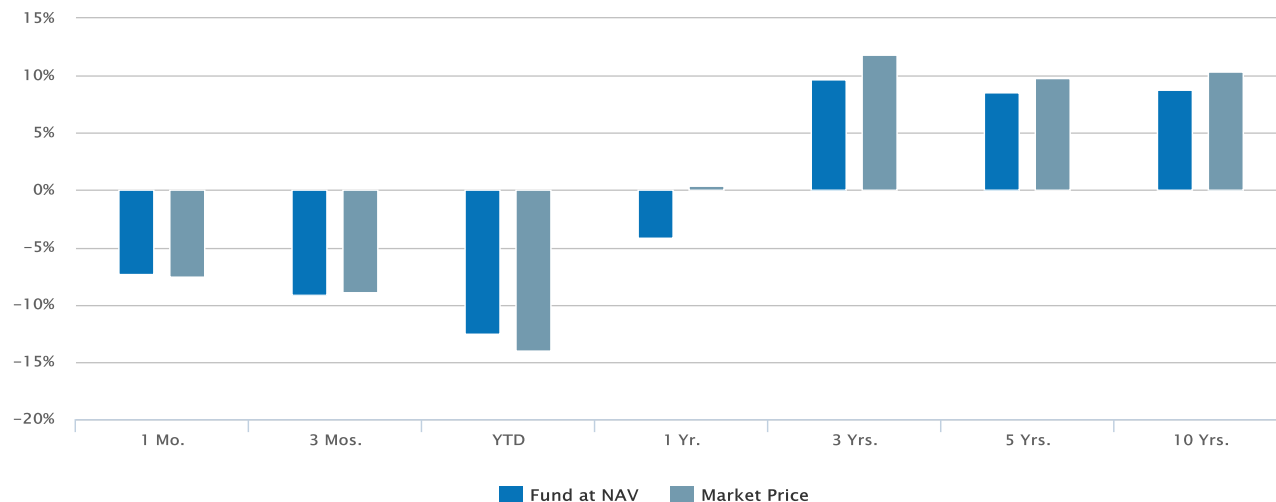
Investment Tax Calculator

Overview

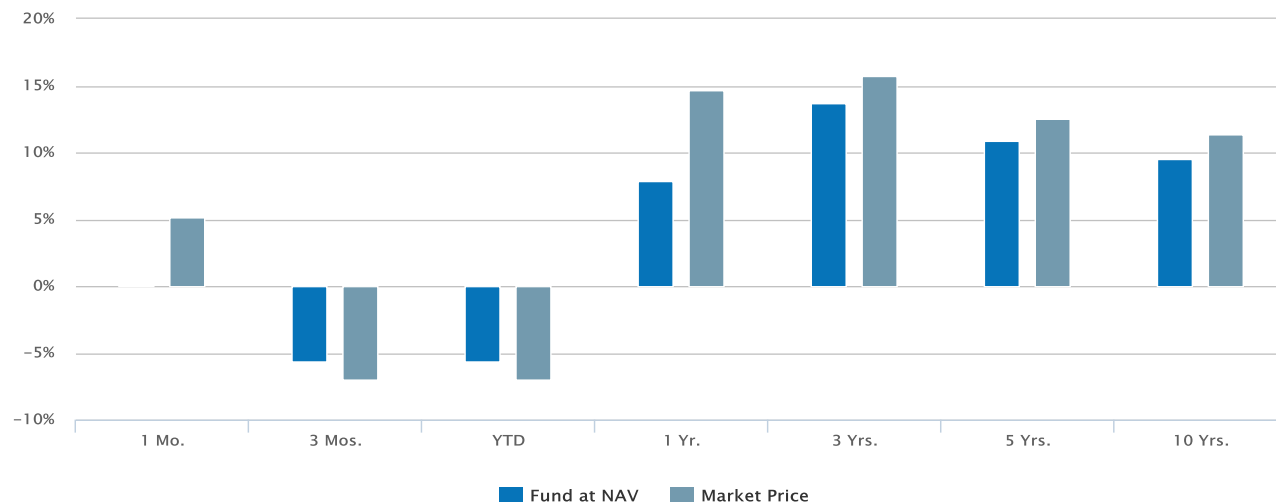
Historical Returns (%)

as of Mar 31, 2022

04/30/2022



03/31/2022



04/30/2022

Fund at NAV	-7.27	-9.12	-12.53	-4.14	9.67	8.58	8.75
Market Price	-7.53	-8.89	-14.03	0.40	11.83	9.84	10.40

03/31/2022

Fund at NAV	0.09	-5.67	-5.67	7.91	13.65	10.85	9.48
Market Price	5.15	-7.03	-7.03	14.62	15.72	12.54	11.32

Past performance is no guarantee of future results. Investment return and principal value will fluctuate so that shares, when sold, may be worth more or less than their original cost. Performance is for the stated time period only; due to market volatility, the Fund's current performance may be lower or higher than quoted. The Fund's performance at market price will differ from its results at NAV. Returns are historical and are calculated by determining the percentage change in net asset value or market price (as applicable) with all distributions reinvested and includes management fees and other expenses. Until the reinvestment of Fund distributions is completed, returns are calculated using the lower of the net asset value or market price of the shares on the distribution ex date. Once the reinvestment is complete, returns are calculated using the average reinvestment price. Performance less than or equal to one year is cumulative.

The Fund has adopted a policy to pay common shareholders a stable monthly distribution, and may pay distributions consisting of amounts characterized for federal income tax purposes as qualified and non-qualified ordinary dividends, capital gains distributions and nondividend distributions, also known as return of capital. There is no assurance that the Fund will always be able to pay distributions of a particular size. [Click here for more information.](#)

Distribution Rates^{1,2}

as of May 27, 2022

Distribution Rate at NAV	9.24%
Distribution Rate at Market Price	9.70%

Fund Facts

as of Apr 30, 2022

Performance Inception	02/27/2007
Investment Objective	Current income and gains
Total Net Assets	\$2.7B
CUSIP	27829F108

Fund Facts

Performance Inception	02/27/2007
Investment Objective	Current income and gains
CUSIP	27829F108

Expense Ratios (%)

as of Annual Report dated 10/31/2021

Management Fees	0.99
Other Expenses	0.08
Total Expenses	1.07

Portfolio Management

[Christopher M. Dyer, CFA](#)

[Managed Fund since 2015](#)

The information contained herein is provided for informational purposes only and does not constitute a solicitation of an offer to buy or sell Fund shares. Common shares of the Fund are only available for purchase and sale at current market price on a stock exchange. There is no assurance that the Fund will achieve its investment objective. The Fund is subject to numerous risks, including investment risks. Shares of closed-end funds often trade at a discount from their net asset value. The Fund is not a complete investment program and you may lose money investing in the Fund. An investment in the Fund may not be appropriate for all investors. Investors should review and consider carefully the Fund's investment objective, risks, charges and expenses.

The premium/discount is calculated as [(market price/NAV)-1].

Links to Morningstar Fact Sheet and CEF Connect: By clicking on the link from this page to the Morningstar fact sheet or CEF Connect, you will leave the Eaton Vance website. Eaton Vance is not responsible for the content of any such third-party website. See "Terms and Conditions" below.

About Risk:

The value of investments held by the Fund may increase or decrease in response to economic, and financial events (whether real, expected or perceived) in the U.S. and global markets. The value of equity securities is sensitive to stock market volatility. A decision as to whether, when and how to use options involves the exercise of skill and judgment, and even a well-conceived and well-executed options program may be adversely affected by market behavior or unexpected events. The exercise of index call options sold by the Fund may require the Fund to sell portfolio securities to generate cash at inopportune times or for unattractive prices. In addition, the trading price of options may be adversely affected if the market for such options becomes less liquid or smaller. Investments in foreign instruments or currencies can involve greater risk and volatility than U.S. investments because of adverse market, economic, political, regulatory, geopolitical or other conditions. Market conditions may limit the ability to generate tax losses or to generate dividend income taxed at favorable tax rates. The Fund's ability to utilize various tax-managed techniques may be curtailed or eliminated in the future by tax legislation or regulation. The Fund's exposure to derivatives involves risks different from, or possibly greater than, the risks associated with investing directly in securities and other investments. Derivatives instruments can be highly volatile, result in leverage (which can increase both the risk and return potential of the Fund), and involve risks in addition to the risks of the underlying instrument on which the derivative is based, such as counterparty, correlation and liquidity risk. If a counterparty is unable to honor its commitments, the value of Fund shares may decline and/or the Fund could experience delays in the return of collateral or other assets held by the counterparty. The impact of the coronavirus on global markets could last for an extended period and could adversely affect the Fund's performance. The Fund may engage in other investment practices that may involve additional risks.

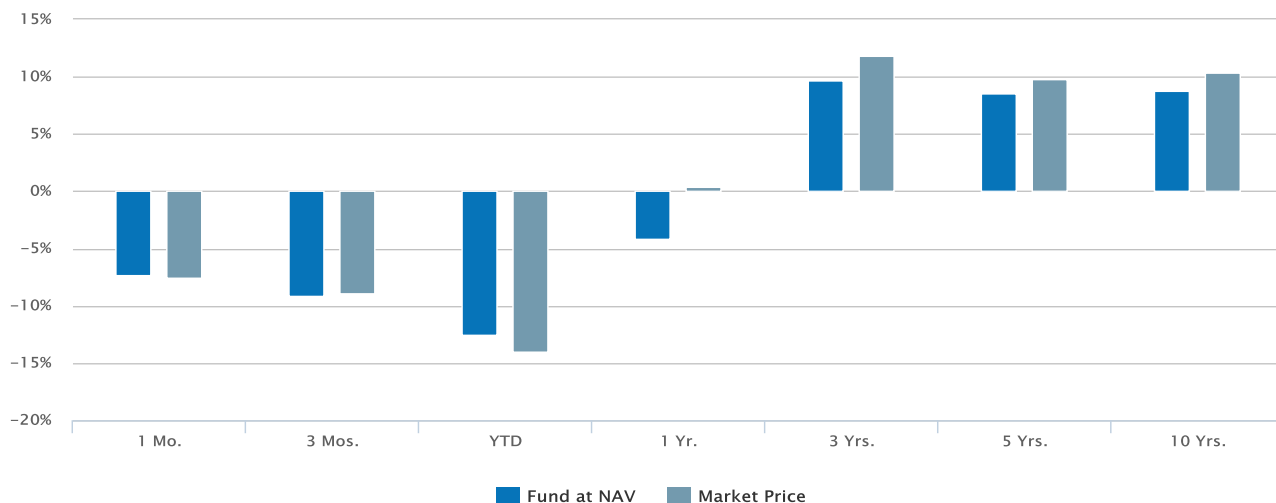
1. Distribution Rate at NAV and Market Price is calculated by dividing the last distribution paid per share (annualized) by NAV or market price, respectively. A Fund's distributions in any period may be more or less than the net return earned by the Fund on its investments, and therefore should not be used as a measure of performance or confused with "yield" or "income."
2. The Fund has adopted a policy to pay common shareholders a stable monthly distribution, and may pay distributions consisting of amounts characterized for federal income tax purposes as qualified and non-qualified ordinary dividends, capital gains distributions and non-dividend distributions, also known as return of capital.

Performance

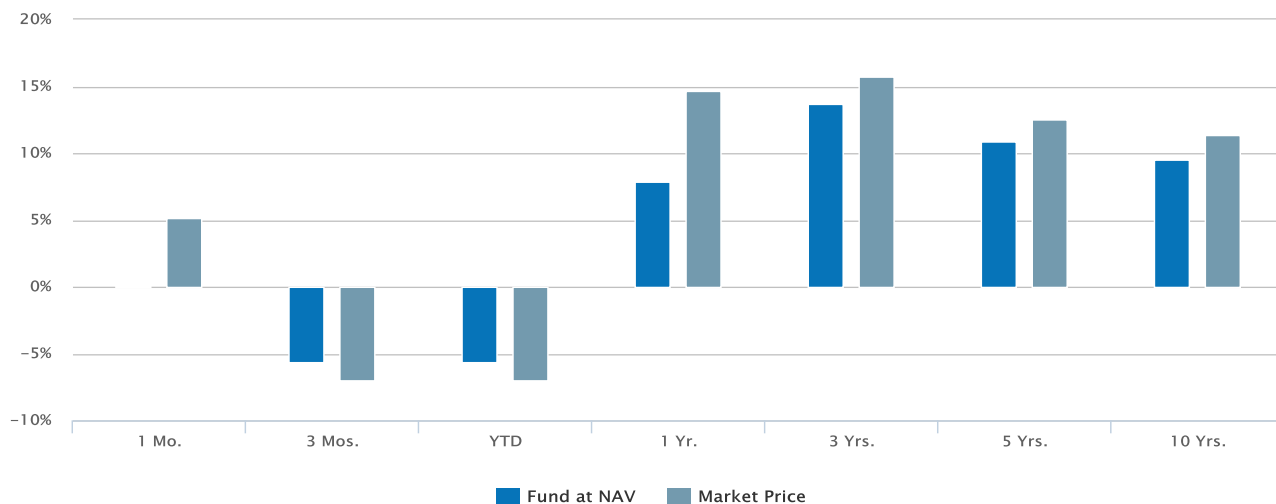
Historical Returns (%)

as of Mar 31, 2022

04/30/2022



03/31/2022



04/30/2022								
Fund at NAV	-7.27	-9.12	-12.53	-4.14	9.67	8.58	8.75	
Market Price	-7.53	-8.89	-14.03	0.40	11.83	9.84	10.40	
03/31/2022								
Fund at NAV	0.09	-5.67	-5.67	7.91	13.65	10.85	9.48	
Market Price	5.15	-7.03	-7.03	14.62	15.72	12.54	11.32	

Past performance is no guarantee of future results. Investment return and principal value will fluctuate so that shares, when sold, may be worth more or less than their original cost. Performance is for the stated time period only; due to market volatility, the Fund's current performance may be lower or higher than quoted. The Fund's performance at market price will differ from its results at NAV. Returns are historical and are calculated by determining the percentage change in net asset value or market price (as applicable) with all distributions reinvested and includes management fees and other expenses. Until the reinvestment of Fund distributions is completed, returns are calculated using the lower of the net asset value or market price of the shares on the distribution ex date. Once the reinvestment is complete, returns are calculated using the average reinvestment price. Performance less than or equal to one year is cumulative.

The Fund has adopted a policy to pay common shareholders a stable monthly distribution, and may pay distributions consisting of amounts characterized for federal income tax purposes as qualified and non-qualified ordinary dividends, capital gains distributions and nondividend distributions, also known as return of capital. There is no assurance that the Fund will always be able to pay distributions of a particular size. [Click here for more information.](#)

Calendar Year Returns (%)

	2012	2013	2014	2015	2016	2017	2018	2019	2020	2021
Fund at NAV	17.13	19.12	2.19	4.30	2.24	18.35	-9.14	27.90	12.88	20.98
Market Price	19.88	25.61	4.50	3.38	1.55	29.37	-11.94	28.69	9.97	31.54

Fund Facts

Performance Inception 02/27/2007

Distribution Rates^{1,2}

as of May 27, 2022

Distribution Rate at NAV	9.24%
Distribution Rate at Market Price	9.70%

Distribution History^{3,4}

Ex-Date	Distribution	Reinvest Price
May 23, 2022	\$0.06890	
Apr 21, 2022	\$0.06890	
Mar 23, 2022	\$0.06890	
Feb 17, 2022	\$0.06890	
Jan 21, 2022	\$0.06890	
Dec 22, 2021	\$0.06890	
Nov 22, 2021	\$0.06890	
Oct 21, 2021	\$0.06890	
Sep 22, 2021	\$0.06890	
Aug 23, 2021	\$0.06890	\$10.43

[View All](#)

No records in this table indicates that there has not been a distribution greater than .0001 within the past 3 years.

Tax Character of Distributions

Ordinary Dividends

	Non-Qualified	Qualified	Total	Capital Gain Distributions	Nondividend Distributions	Total Distributions
Distributions (\$)						
2019	\$0.00	\$0.07	\$0.07	\$0.00	\$0.67	\$0.74
2018	\$0.00	\$0.08	\$0.08	\$0.00	\$0.83	\$0.91
2017	\$0.00	\$0.07	\$0.07	\$0.00	\$0.85	\$0.92
2016	\$0.00	\$0.18	\$0.18	\$0.00	\$0.80	\$0.98
2015	\$0.00	\$0.12	\$0.12	\$0.00	\$0.86	\$0.98
2014	\$0.46	\$0.51	\$0.97	\$0.01	\$0.00	\$0.98
2013	\$0.00	\$0.11	\$0.11	\$0.00	\$0.87	\$0.98
2012	\$0.00	\$0.15	\$0.15	\$0.00	\$0.87	\$1.02
2011	\$0.00	\$0.09	\$0.09	\$0.00	\$1.05	\$1.14
2010	\$0.00	\$0.10	\$0.10	\$0.00	\$1.43	\$1.53
2009	\$0.00	\$0.26	\$0.26	\$0.00	\$1.64	\$1.90
2008	\$0.00	\$0.46	\$0.46	\$0.00	\$1.44	\$1.90
2007	\$0.06	\$1.37	\$1.43	\$0.00	\$0.00	\$1.43
Distributions (%)						
2019	0.00%	9.46%	9.46%	0.00%	90.54%	100.00%
2018	0.00%	8.65%	8.65%	0.00%	91.35%	100.00%
2017	0.00%	8.16%	8.16%	0.00%	91.84%	100.00%
2016	0.00%	18.70%	18.70%	0.00%	81.30%	100.00%
2015	0.00%	12.55%	12.55%	0.00%	87.45%	100.00%
2014	47.24%	51.49%	98.73%	1.27%	0.00%	100.00%

Ordinary Dividends

	Non-Qualified	Qualified	Total	Capital Gain Distributions	Nondividend Distributions	Total Distributions
2013	0.00%	10.75%	10.75%	0.00%	89.25%	100.00%
2012	0.00%	14.73%	14.73%	0.00%	85.27%	100.00%
2011	0.00%	8.33%	8.33%	0.00%	91.67%	100.00%
2010	0.00%	6.78%	6.78%	0.00%	93.22%	100.00%
2009	0.00%	13.50%	13.50%	0.00%	86.50%	100.00%
2008	0.00%	24.40%	24.40%	0.00%	75.60%	100.00%
2007	3.55%	96.45%	100.00%	0.00%	0.00%	100.00%

The information contained herein is provided for informational purposes only and does not constitute a solicitation of an offer to buy or sell Fund shares. Common shares of the Fund are only available for purchase and sale at current market price on a stock exchange. There is no assurance that the Fund will achieve its investment objective. The Fund is subject to numerous risks, including investment risks. Shares of closed-end funds often trade at a discount from their net asset value. The Fund is not a complete investment program and you may lose money investing in the Fund. An investment in the Fund may not be appropriate for all investors. Investors should review and consider carefully the Fund's investment objective, risks, charges and expenses.

The premium/discount is calculated as $[(\text{market price}/\text{NAV})-1]$.

Links to Morningstar Fact Sheet and CEF Connect: By clicking on the link from this page to the Morningstar fact sheet or CEF Connect, you will leave the Eaton Vance website. Eaton Vance is not responsible for the content of any such third-party website. See "Terms and Conditions" below.

Eaton Vance Distributors, Inc., Member FINRA/SIPC, is an affiliate of Eaton Vance Management.

About Risk:

The value of investments held by the Fund may increase or decrease in response to economic, and financial events (whether real, expected or perceived) in the U.S. and global markets. The value of equity securities is sensitive to stock market volatility. A decision as to whether, when and how to use options involves the exercise of skill and judgment, and even a well-conceived and well-executed options program may be adversely affected by market behavior or unexpected events. The exercise of index call options sold by the Fund may require the Fund to sell portfolio securities to generate cash at inopportune times or for unattractive prices. In addition, the trading price of options may be adversely affected if the market for such options becomes less liquid or smaller. Investments in foreign instruments or currencies can involve greater risk and volatility than U.S. investments because of adverse market, economic, political, regulatory, geopolitical or other conditions. Market conditions may limit the ability to generate tax losses or to generate dividend income taxed at favorable tax rates. The Fund's ability to utilize various tax-managed techniques may be curtailed or eliminated in the future by tax legislation or regulation. The Fund's exposure to derivatives involves risks different from, or possibly greater than, the risks associated with investing directly in securities and other investments. Derivatives instruments can be highly volatile, result in leverage (which can increase both the risk and return potential of the Fund), and involve risks in addition to the risks of the underlying instrument on which the derivative is based, such as counterparty, correlation and liquidity risk. If a counterparty is unable to honor its commitments, the value of Fund shares may decline and/or the Fund could experience delays in the return of collateral or other assets held by the counterparty. The impact of the coronavirus on global markets could last for an extended period and could adversely affect the Fund's performance. The Fund may engage in other investment practices that may involve additional risks.

1. Distribution Rate at NAV and Market Price is calculated by dividing the last distribution paid per share (annualized) by NAV or market price, respectively. A Fund's distributions in any period may be more or less than the net return earned by the Fund on its investments, and therefore should not be used as a measure of performance or confused with "yield" or "income."
2. The Fund has adopted a policy to pay common shareholders a stable monthly distribution, and may pay distributions consisting of amounts characterized for federal income tax purposes as qualified and non-qualified ordinary dividends, capital gains distributions and non-dividend distributions, also known as return of capital.
3. See "Tax Character of Distributions". For information about any distributions in the current year estimated to include non-dividend distributions or capital gains, please refer to [Eaton Vance Closed-End Fund Distribution Notices \(19a\)](#).
4. The Fund has adopted a policy to pay common shareholders a stable monthly distribution. In an effort to maintain a stable distribution amount, the Fund may pay distributions consisting of amounts characterized for federal income tax purposes as

qualified and non-qualified ordinary dividends, capital gains distributions and nondividend distributions, also known as return of capital. A nondividend or return of capital distribution may include, for example, a return of some or all of the money that an investor invested in Fund shares, which can cause the Fund's NAV to erode. There is no assurance that the Fund will always be able to pay distributions of a particular size.

Portfolio

Fund Holdings (%)^{5,6}

as of Mar 31, 2022

Holding	% of Net Assets
Alphabet Inc - CL C	4.64%
Microsoft Corp	4.54%
Amazon.com Inc	3.49%
Apple Inc	2.94%
Walt Disney Co	2.41%
Nestle SA	2.35%
Coca-Cola Co	2.20%
ConocoPhillips	1.80%
Roche Holding AG	1.72%
Boston Scientific Corp	1.70%

[View All](#)

The information contained herein is provided for informational purposes only and does not constitute a solicitation of an offer to buy or sell Fund shares. Common shares of the Fund are only available for purchase and sale at current market price on a stock exchange. There is no assurance that the Fund will achieve its investment objective. The Fund is subject to numerous risks, including investment risks. Shares of closed-end funds often trade at a discount from their net asset value. The Fund is not a complete investment program and you may lose money investing in the Fund. An investment in the Fund may not be appropriate for all investors. Investors should review and consider carefully the Fund's investment objective, risks, charges and expenses.

The premium/discount is calculated as $[(\text{market price}/\text{NAV})-1]$.

Links to Morningstar Fact Sheet and CEF Connect: By clicking on the link from this page to the Morningstar fact sheet or CEF Connect, you will leave the Eaton Vance website. Eaton Vance is not responsible for the content of any such third-party website. See "Terms and Conditions" below.

About Risk:

The value of investments held by the Fund may increase or decrease in response to economic, and financial events (whether real, expected or perceived) in the U.S. and global markets. The value of equity securities is sensitive to stock market volatility. A decision as to whether, when and how to use options involves the exercise of skill and judgment, and even a well-conceived and well-executed options program may be adversely affected by market behavior or unexpected events. The exercise of index call options sold by the Fund may require the Fund to sell portfolio securities to generate cash at inopportune times or for unattractive prices. In addition, the trading price of options may be adversely affected if the market for such options becomes less liquid or smaller. Investments in foreign instruments or currencies can involve greater risk and volatility than U.S. investments because of adverse market, economic, political, regulatory, geopolitical or other conditions. Market conditions may limit the ability to generate tax losses or to generate dividend income taxed at favorable tax rates. The Fund's ability to utilize various tax-managed techniques may be curtailed or eliminated in the future by tax legislation or regulation. The Fund's exposure to derivatives involves risks different from, or possibly greater than, the risks associated with investing directly in securities and other investments. Derivatives instruments can be highly volatile, result in leverage (which can increase both the risk and return potential of the Fund), and involve risks in addition to the risks of the underlying instrument on which the derivative is based, such as counterparty, correlation and liquidity risk. If a counterparty is unable to honor its commitments, the value of Fund shares may decline and/or the Fund could experience delays in the

return of collateral or other assets held by the counterparty. The impact of the coronavirus on global markets could last for an extended period and could adversely affect the Fund's performance. The Fund may engage in other investment practices that may involve additional risks.

Eaton Vance Distributors, Inc., Member FINRA/SIPC, is an affiliate of Eaton Vance Management.

5. Percent of total net assets.

6. The following list reflects unaudited securities holdings. Holdings information may differ if presented as of trade date. Due to rounding, holdings of less than 0.005% may show as 0.00%. Portfolio information subject to change due to active management.

Management



Christopher M. Dyer, CFA
Vice President, Director of Global Equity, Eaton Vance Advisers International Ltd.
Joined Eaton Vance 2015

Biography

Chris Dyer is a vice president of Eaton Vance Advisers International Ltd. and director of global equity. He is responsible for leading the global large-cap equity team, and is a portfolio manager for global and international equity portfolios. He joined Eaton Vance in 2015.

Chris began his career in the financial services industry in 1995. Before joining Eaton Vance, he was managing director and head of European equity for Goldman Sachs Asset Management (GSAM), where he was affiliated since 2001.

Chris earned a B.S., cum laude, from Georgetown University and an MBA from The Wharton School, University of Pennsylvania. He is a CFA charterholder.

Education

- B.S. Georgetown University
- M.B.A. The Wharton School, University of Pennsylvania

Experience

- Managed Fund since 2015

Other funds managed

- [Tax-Advantaged Global Dividend Income Fund](#)
- [Tax-Advantaged Global Dividend Opportunities Fund](#)

Literature

Literature



Fact Sheet

[Download](#) - Last updated: Mar 31, 2022



Commentary

[Download](#) - Last updated: Mar 31, 2022



Report of Organizational Actions Affecting Basis of Securities

[Download](#) - Last updated: Jan 15, 2020



Report of Organizational Actions Affecting Basis of Securities

[Download](#) - Last updated: Oct 31, 2012




Annual Report

[Download](#) - Last updated: Oct 31, 2021

 [Equity Option Closed-End Fund Guide](#)
[Download](#) - Last updated: Mar 31, 2022

 [Important Quarterly Equity Option Fund Data](#)
[Download](#) - Last updated: Mar 31, 2022


 [Q1 Holdings](#)
[Download](#) - Last updated: Jan 31, 2022

 [Q3 Holdings](#)
[Download](#) - Last updated: Jul 31, 2021

 [Holdings - Form N-PORT](#)
[Download](#)

 [Return of Capital Distributions Demystified](#)
[Download](#) - Last updated: Dec 29, 2021

 [Eaton Vance Announces Upcoming Retirement of Michael A. Allison](#)
[Download](#) - Last updated: May 13, 2021

 [Eaton Vance Announces Updated Results of Closed-End Fund Share Repurchase Programs](#)
[Download](#) - Last updated: Jan 9, 2014


 [Distribution Dates and Amounts Announced for Eaton Vance Closed-End Funds](#)
[Download](#) - Last updated: May 2, 2022

 [Eaton Vance Closed-End Funds Release Estimated Sources Of Distributions](#)
[Download](#) - Last updated: Apr 29, 2022

 [Distribution Dates and Amounts Announced for Eaton Vance Closed-End Funds](#)
[Download](#) - Last updated: Apr 1, 2022

 [Eaton Vance Closed-End Funds Release Estimated Sources of Distribution](#)
[Download](#) - Last updated: Mar 31, 2022

 [Distribution Dates and Amounts Announced for Eaton Vance Closed-End Funds](#)
[Download](#) - Last updated: Mar 1, 2022

 [Eaton Vance Closed-End Funds Release Estimated Sources Of Distributions](#)
[Download](#) - Last updated: Feb 28, 2022

 [Distribution Dates and Amounts Announced for Eaton Vance Closed-End Funds](#)
[Download](#) - Last updated: Feb 1, 2022

 [Eaton Vance Closed-End Funds Release Estimated Sources of Distribution](#)
[Download](#) - Last updated: Jan 31, 2022

 [Distribution Dates and Amounts Announced for Eaton Vance Closed-End Funds](#)
[Download](#) - Last updated: Jan 3, 2022

 [Eaton Vance Closed-End Funds Release Estimated Sources of Distribution](#)
[Download](#) - Last updated: Dec 31, 2021

 [Distribution Dates and Amounts Announced for Eaton Vance Closed-End Funds](#)
[Download](#) - Last updated: Dec 1, 2021

 [Eaton Vance Closed-End Funds Release Estimated Sources of Distributions](#)
[Download](#) - Last updated: Nov 30, 2021

 [Distribution Dates and Amounts Announced for Eaton Vance Closed-End Funds](#)
[Download](#) - Last updated: Nov 1, 2021


 [Eaton Vance Closed-End Funds Release Estimated Sources of Distribution](#)
[Download](#) - Last updated: Oct 29, 2021

 [Distribution Dates and Amounts Announced for Eaton Vance Closed-End Funds](#)
[Download](#) - Last updated: Oct 1, 2021

 [Eaton Vance Closed-End Funds Release Estimated Sources of Distribution](#)
[Download](#) - Last updated: Sep 30, 2021

 [Distribution Dates and Amounts Announced for Eaton Vance Closed-End Funds](#)
[Download](#) - Last updated: Sep 1, 2021

 [Eaton Vance Closed-End Funds Release Estimated Sources of Distributions](#)
[Download](#) - Last updated: Aug 31, 2021

 [Certain Eaton Vance Closed-End Funds Announce Telephonic Annual Meeting of Shareholders On August 12, 2021](#)
[Download](#) - Last updated: Aug 2, 2021

 [Distribution Dates and Amounts Announced for Eaton Vance Closed-End Funds](#)
[Download](#) - Last updated: Aug 2, 2021

 [Eaton Vance Closed-End Funds Release Estimated Sources of Distribution](#)
[Download](#) - Last updated: Jul 30, 2021

 [Distribution Dates and Amounts Announced for Eaton Vance Closed-End Funds](#)
[Download](#) - Last updated: Jul 1, 2021

 [Eaton Vance Closed-End Funds Release Estimated Sources of Distributions](#)
[Download](#) - Last updated: Jun 30, 2021

 [Distribution Dates and Amounts Announced for Eaton Vance Closed-End Funds](#)
[Download](#) - Last updated: Jun 1, 2021

 [Eaton Vance Closed-End Funds Release Estimated Sources of Distributions](#)
[Download](#) - Last updated: May 28, 2021

 [Distribution Dates and Amounts Announced for Eaton Vance Closed-End Funds](#)
[Download](#) - Last updated: May 3, 2021

 [Eaton Vance Closed-End Funds Release Estimated Sources of Distributions](#)
[Download](#) - Last updated: Apr 30, 2021

 [Distribution Dates and Amounts for Eaton Vance Closed-End Funds](#)
[Download](#) - Last updated: Apr 1, 2021



Eaton Vance Closed-End Funds Release Estimated Sources of Distributions

[Download](#) - Last updated: Mar 31, 2021



Distribution Dates and Amounts Announced for Eaton Vance Closed-End Funds

[Download](#) - Last updated: Mar 1, 2021



Eaton Vance Closed-End Funds Release Estimated Sources of Distributions

[Download](#) - Last updated: Feb 26, 2021



Distribution Dates and Amounts Announced for Eaton Vance Closed-End Funds

[Download](#) - Last updated: Feb 1, 2021



Eaton Vance Closed-End Funds Release Estimated Sources of Distribution

[Download](#) - Last updated: Jan 29, 2021



Results of Joint Special Shareholder Meeting of Certain Eaton Vance Closed-End Funds

[Download](#) - Last updated: Jan 25, 2021



Corrected Results of Joint Special Shareholder Meeting of Certain Eaton Vance Closed-End Funds

[Download](#) - Last updated: Jan 12, 2021



Results of Joint Special Shareholder Meeting of Certain Eaton Vance Closed-End Funds

[Download](#) - Last updated: Jan 8, 2021



Distribution Dates and Amounts Announced for Eaton Vance Closed-End Funds

[Download](#) - Last updated: Jan 4, 2021



Eaton Vance Closed-End Funds Release Estimated Sources of Distribution

[Download](#) - Last updated: Dec 31, 2020



Certain Eaton Vance Closed-End Funds Joint Special Meeting of Shareholders on January 7, 2021 Will Be a Virtual Meeting

[Download](#) - Last updated: Dec 23, 2020



Distribution Dates and Amounts Announced for Eaton Vance Closed-End Funds

[Download](#) - Last updated: Dec 1, 2020



Eaton Vance Closed-End Funds Release Estimated Sources of Distribution

[Download](#) - Last updated: Nov 30, 2020



Eaton Vance Closed-End Funds Announce Board Approval of New Investment Advisory and Sub-Advisory Agreements

[Download](#) - Last updated: Nov 10, 2020



Distribution Dates and Amounts Announced for Eaton Vance Closed-End Funds

[Download](#) - Last updated: Nov 2, 2020



Eaton Vance Closed-End Funds Release Estimated Sources of Distribution

[Download](#) - Last updated: Oct 30, 2020



Eaton Vance Closed-End Funds Announce Record and Meeting Dates For Joint Special Meeting of Shareholders

[Download](#) - Last updated: Oct 29, 2020

 **Distribution Dates and Amounts Announced for Eaton Vance Closed-End Funds**
[Download](#) - Last updated: Oct 1, 2020


 **Eaton Vance Closed-End Funds Release Estimated Sources of Distribution**
[Download](#) - Last updated: Sep 30, 2020

 **Distribution Dates and Amounts Announced for Eaton Vance Closed-End Funds**
[Download](#) - Last updated: Sep 1, 2020

 **Eaton Vance Closed-End Funds Release Estimated Sources of Distribution**
[Download](#) - Last updated: Aug 31, 2020

 **Distribution Dates and Amounts Announced for Eaton Vance Closed-End Funds**
[Download](#) - Last updated: Aug 3, 2020

 **Eaton Vance Closed-End Funds Release Estimated Sources of Distribution**
[Download](#) - Last updated: Jul 31, 2020


 **Certain Eaton Vance Closed-End Funds Announce Telephonic Annual Meeting of Shareholders on August 13, 2020**
[Download](#) - Last updated: Jul 27, 2020

 **Distribution Dates and Amounts Announce for Eaton Vance Closed-End Funds**
[Download](#) - Last updated: Jul 1, 2020

 **Eaton Vance Closed-End Funds Release Estimated Sources of Distribution**
[Download](#) - Last updated: Jun 30, 2020

 **Distribution Dates and Amounts Announced for Eaton Vance Closed-End Funds**
[Download](#) - Last updated: Jun 1, 2020

 **Distribution Dates and Amounts Announced for Eaton Vance Closed-End Funds and Portfolio Managers of Eaton Have High Income 2021 Target Term Trust (NYSE: EHT)**
[Download](#) - Last updated: Jan 2, 2020

 **Distribution Dates and Distribution Rate Changes Announced for Certain Eaton Vance Closed-End Funds**
[Download](#) - Last updated: Jan 2, 2019

 **Eaton Vance Global Dividend Closed-End Funds Announce Appointment of Sub-Adviser**
[Download](#) - Last updated: Nov 1, 2017

 **Eaton Vance Closed-End Funds Release Estimated Sources of Distribution**
[Download](#) - Last updated: May 31, 2017

 **Distribution Dates and Amounts Announced for Eaton Vance Closed-End Funds**
[Download](#) - Last updated: May 1, 2017

 **Eaton Vance Closed-End Funds Release Estimated Sources of Distributions**
[Download](#) - Last updated: Apr 28, 2017

 **Distribution Dates and Amounts Announced for Eaton Vance Closed-End Funds**

 [Download](#) - Last updated: Apr 3, 2017

 [Distribution Dates and Distribution Rate Changes Announced for Certain Eaton Vance Closed-End Funds](#)

[Download](#) - Last updated: Mar 1, 2017

 [Eaton Vance Global Dividend Closed-End Funds Announce Appointment of Sub-Adviser](#)

[Download](#) - Last updated: Dec 4, 2015

 [Eaton Vance Tax-Managed Equity Funds Announce Changes in Investment Policies](#)

[Download](#) - Last updated: Oct 28, 2015

 [Eaton Vance Updates Results of Equity Option CEF Share Repurchase Program](#)

[Download](#) - Last updated: Oct 4, 2013

 [Eaton Vance Announces Updated Results of Equity Option Closed-End Fund Share Repurchase Program](#)

[Download](#) - Last updated: Sep 19, 2013

 [Eaton Vance Announces Results of Equity Option Closed-End Fund Share Repurchase Program](#)

[Download](#) - Last updated: May 1, 2013

 [Eaton Vance Announces Results of Equity Option Closed-End Fund Share Repurchase Program](#)

[Download](#) - Last updated: Mar 8, 2013

 [Eaton Vance Equity Option CEFs Adopt Share Repurchase Program](#)

[Download](#) - Last updated: Aug 8, 2012

 [Section 16 Filings - \[www.sec.gov\]\(http://www.sec.gov\)](#)

[Download](#) - Last updated: Jun 30, 2011

 [Semi-Annual Report](#)

[Download](#) - Last updated: Apr 30, 2021



HEADQUARTERS

Two International Place
Boston, MA 02110

Investments

[Eaton Vance Funds](#)

[Parametric Funds](#)

[Calvert Funds](#)

[Separately Managed Accounts](#)

[Closed-End Funds and Term Trusts](#)

Insights

[Advisory Blog](#)

[Monthly Market Monitor](#)

[Market Update Events](#) 

[The Advisor Institute](#)

Taxes & Tools

[Investment Tax Center](#)

[Tax Information](#)

[Investment Tax Calculator](#)

[Laddered Investing Interest Rate
Scenario Tool](#)

[Concentrated Stock Position
Calculator](#)

[Tax-Equivalent Yield Calculator](#)

Resources

[Forms & E-Delivery](#)

[Mutual Funds & Abandoned Property](#)

[DST Vision](#)

[AdvisorCentral](#)

[Accessibility](#) | [Business Continuity](#) | [Privacy & Security](#) | [Terms & Conditions](#) | [Careers](#) | [Contact](#) | [Investor Account Access](#)

To report a website vulnerability, please go to [Responsible Disclosure](#).

Eaton Vance is part of Morgan Stanley Investment Management, the asset management division of Morgan Stanley.

 This image indicates content designed specifically for Financial Advisors / Investment Professionals. This material is not to be used with the public.

Before investing in any Eaton Vance fund, prospective investors should consider carefully the investment objective(s), risks, and charges and expenses. For open-end mutual funds, the current prospectus contains this and other information. To obtain a mutual fund prospectus or summary prospectus and the most recent annual and semiannual shareholder reports, contact your financial advisor or [download a copy here](#). Read the prospectus carefully before you invest or send money. For closed-end funds, you should contact your financial advisor. To obtain the most recent annual and semi-annual shareholder report for a closed-end fund contact your financial advisor or [download a copy here](#). Before purchasing any variable product, consider the objectives, risks, charges, and expenses associated with the underlying investment option(s) and those of the product itself. For a prospectus containing this and other information, contact your investment or insurance professional. Read the prospectus carefully before investing.

NOT FDIC INSURED | OFFER NO BANK GUARANTEE | MAY LOSE VALUE | NOT INSURED BY ANY FEDERAL GOVERNMENT AGENCY | NOT A DEPOSIT