



Tax-Managed Buy-Write Strategy Fund¹

EXD

Symbol

\$9.38 ▼\$-0.06

NAV as of Nov 28, 2022

\$9.78 ▼\$-0.17

MKT as of Nov 28, 2022

4.26%

Premium/Discount
as of Nov 28, 2022



Fact Sheet
Sep 30, 2022



CEF Connect - EXD



Investment Tax Calculator



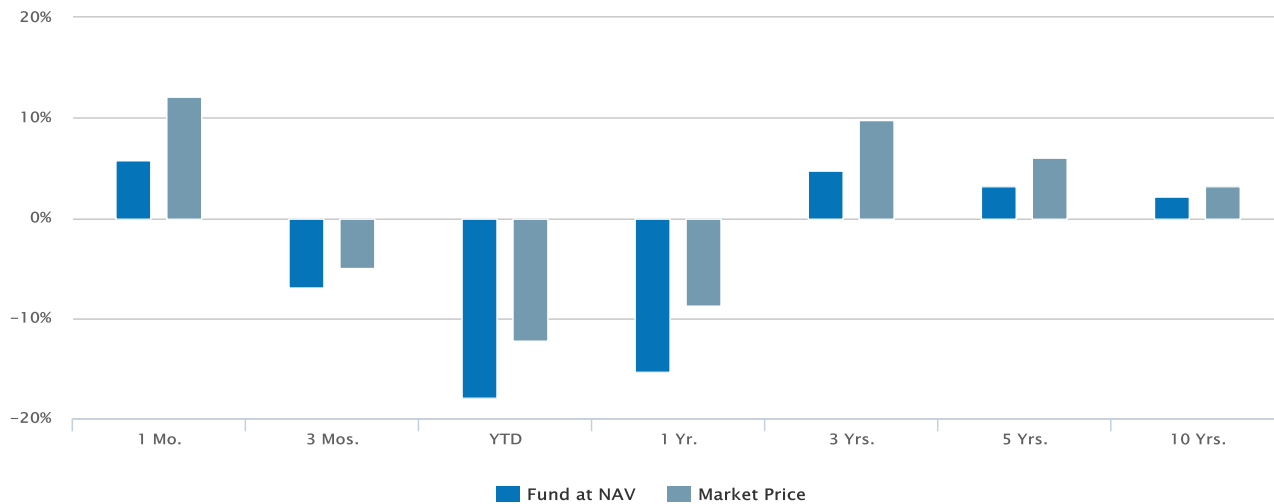
Important Notice Regarding Changes to EXD Effective 2-8-19

Overview

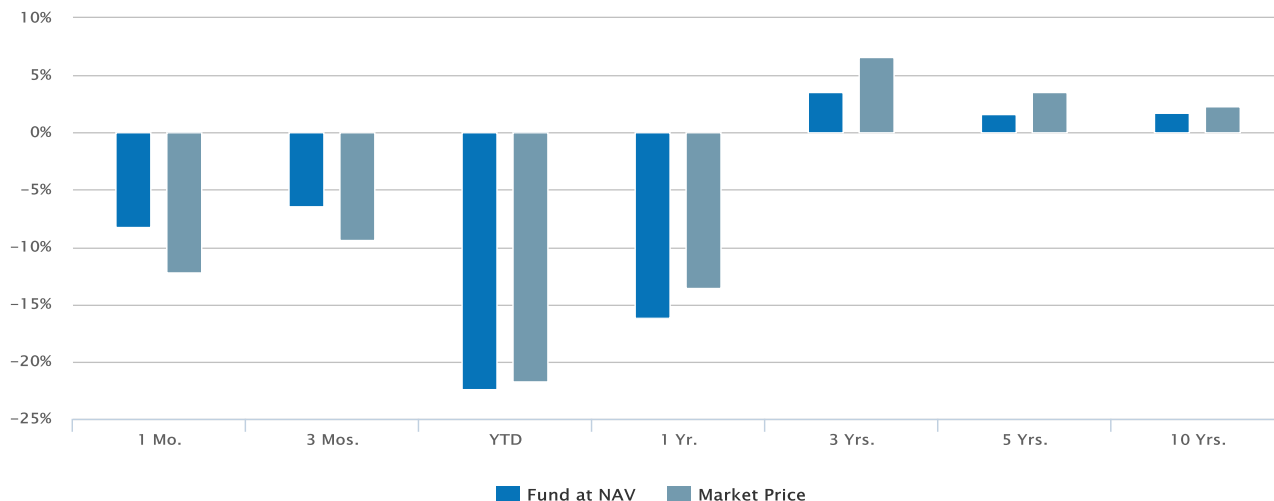
Historical Returns (%)

as of Sep 30, 2022

10/31/2022



09/30/2022



10/31/2022

Fund at NAV	5.78	-6.97	-17.94	-15.35	4.76	3.19	2.20
Market Price	12.06	-4.94	-12.28	-8.78	9.80	6.01	3.23
09/30/2022							
Fund at NAV	-8.26	-6.38	-22.43	-16.18	3.60	1.65	1.74
Market Price	-12.19	-9.36	-21.73	-13.61	6.60	3.51	2.28

Past performance is no guarantee of future results. Investment return and principal value will fluctuate so that shares, when sold, may be worth more or less than their original cost. Performance is for the stated time period only; due to market volatility, the Fund's current performance may be lower or higher than quoted. The Fund's performance at market price will differ from its results at NAV. Returns are historical and are calculated by determining the percentage change in net asset value or market price (as applicable) with all distributions reinvested and includes management fees and other expenses. Until the reinvestment of Fund distributions is completed, returns are calculated using the lower of the net asset value or market price of the shares on the distribution ex date. Once the reinvestment is complete, returns are calculated using the average reinvestment price. Performance less than or equal to one year is cumulative. Prior to 2/8/19, the Fund was called Eaton Vance Tax-Advantaged Bond and Option Strategies Fund, had a different objective and employed a different investment strategy.

The Fund has adopted a policy to pay common shareholders a stable monthly distribution, and may pay distributions consisting of amounts characterized for federal income tax purposes as qualified and non-qualified ordinary dividends, capital gains distributions and nondividend distributions, also known as return of capital. There is no assurance that the Fund will always be able to pay distributions of a particular size. [Click here for more information.](#)

Distribution Rates^{2,3}

as of Nov 28, 2022

Distribution Rate at NAV	9.06%
Distribution Rate at Market Price	8.54%

Fund Facts

as of Oct 31, 2022

Performance Inception	06/29/2010
Investment Objective	Current income and gains
Total Net Assets	\$90.2M
CUSIP	27829M103

Fund Facts

Performance Inception	06/29/2010
Investment Objective	Current income and gains
CUSIP	27829M103

Expense Ratios (%)

as of Annual Report dated 12/31/2021

Management Fees	1.00
Other Expenses	0.21
Total Expenses	1.21

Portfolio Management

[Thomas C. Seto](#)

[Managed Fund since 2019](#)

[G. R. Nelson](#)

[Managed Fund since 2021](#)

The information contained herein is provided for informational purposes only and does not constitute a solicitation of an offer to buy or sell Fund shares. Common shares of the Fund are only available for purchase and sale at current market price on a stock exchange. There is no assurance that the Fund will achieve its investment objective. The Fund is subject to numerous risks, including investment risks. Shares of closed-end funds often trade at a discount from their net asset value. The Fund is not a complete investment program and you may lose money investing in the Fund. An investment in the Fund may not be appropriate for all investors. Investors should review and consider carefully the Fund's investment objective,

risks, charges and expenses.

The premium/discount is calculated as $[(\text{market price}/\text{NAV})-1]$.

Links to Morningstar Fact Sheet and CEF Connect: By clicking on the link from this page to the Morningstar fact sheet or CEF Connect, you will leave the Eaton Vance website. Eaton Vance is not responsible for the content of any such third-party website. See "Terms and Conditions" below.

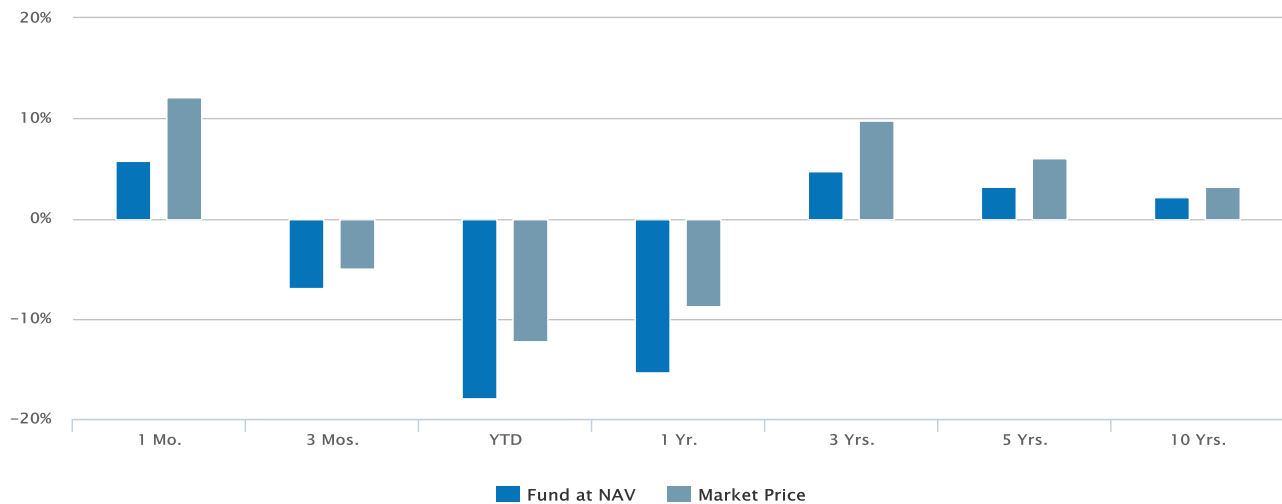
1. Prior to 2/8/19, the Fund was called Eaton Vance Tax-Advantaged Bond and Option Strategies Fund, had a different objective and employed a different investment strategy.
2. Distribution Rate at NAV and Market Price is calculated by dividing the last distribution paid per share (annualized) by NAV or market price, respectively. A Fund's distributions in any period may be more or less than the net return earned by the Fund on its investments, and therefore should not be used as a measure of performance or confused with "yield" or "income."
3. The Fund has adopted a policy to pay common shareholders a stable monthly distribution, and may pay distributions consisting of amounts characterized for federal income tax purposes as qualified and non-qualified ordinary dividends, capital gains distributions and non-dividend distributions, also known as return of capital.

Performance

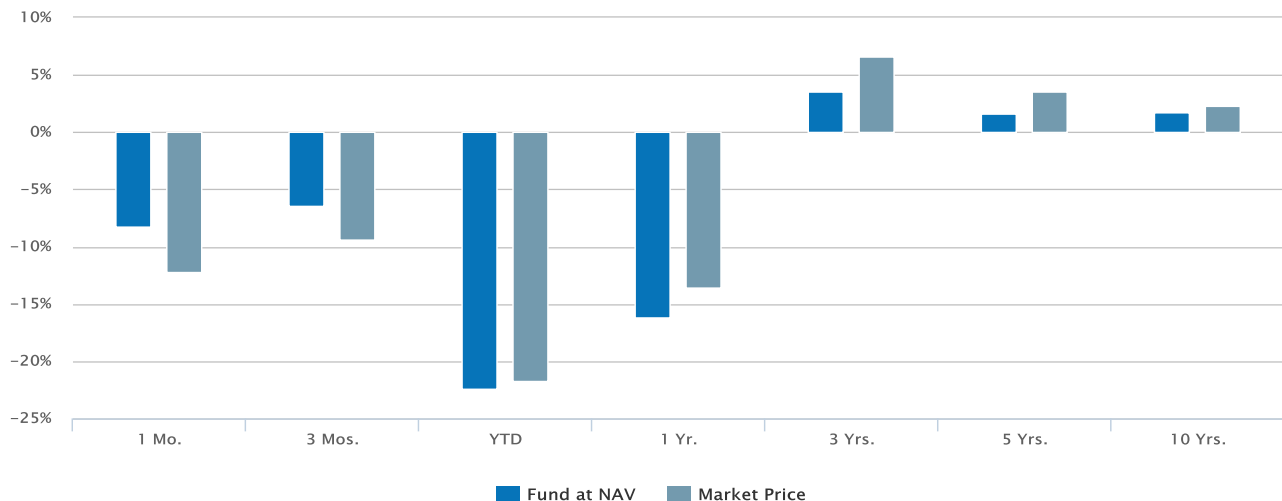
Historical Returns (%)

as of Sep 30, 2022

10/31/2022



09/30/2022



10/31/2022

Fund at NAV	5.78	-6.97	-17.94	-15.35	4.76	3.19	2.20
-------------	------	-------	--------	--------	------	------	------

Market Price	12.06	-4.94	-12.28	-8.78	9.80	6.01	3.23
09/30/2022							
Fund at NAV	-8.26	-6.38	-22.43	-16.18	3.60	1.65	1.74
Market Price	-12.19	-9.36	-21.73	-13.61	6.60	3.51	2.28

Past performance is no guarantee of future results. Investment return and principal value will fluctuate so that shares, when sold, may be worth more or less than their original cost. Performance is for the stated time period only; due to market volatility, the Fund's current performance may be lower or higher than quoted. The Fund's performance at market price will differ from its results at NAV. Returns are historical and are calculated by determining the percentage change in net asset value or market price (as applicable) with all distributions reinvested and includes management fees and other expenses. Until the reinvestment of Fund distributions is completed, returns are calculated using the lower of the net asset value or market price of the shares on the distribution ex date. Once the reinvestment is complete, returns are calculated using the average reinvestment price. Performance less than or equal to one year is cumulative. Prior to 2/8/19, the Fund was called Eaton Vance Tax-Advantaged Bond and Option Strategies Fund, had a different objective and employed a different investment strategy.

The Fund has adopted a policy to pay common shareholders a stable monthly distribution, and may pay distributions consisting of amounts characterized for federal income tax purposes as qualified and non-qualified ordinary dividends, capital gains distributions and nondividend distributions, also known as return of capital. There is no assurance that the Fund will always be able to pay distributions of a particular size. [Click here for more information.](#)

Calendar Year Returns (%)

	2012	2013	2014	2015	2016	2017	2018	2019	2020	2021
Fund at NAV	9.23	-6.81	2.67	10.36	-2.01	-0.59	-5.22	13.51	9.44	23.54
Market Price	17.45	-10.47	-1.14	8.40	-0.88	0.22	-9.71	29.31	5.90	33.03

Fund Facts

Performance Inception 06/29/2010

Distribution Rates^{2,3}

as of Nov 28, 2022

Distribution Rate at NAV	9.06%
Distribution Rate at Market Price	8.54%

Distribution History^{4,5}

Ex-Date	Distribution	Reinvest Price
Nov 22, 2022	\$0.07080	
Oct 21, 2022	\$0.07080	\$9.50
Sep 22, 2022	\$0.07080	\$8.80
Aug 23, 2022	\$0.07080	\$9.80
Jul 21, 2022	\$0.07080	\$10.22
Jun 22, 2022	\$0.07080	\$9.63
May 23, 2022	\$0.07080	\$10.21
Apr 21, 2022	\$0.07080	\$10.33
Mar 23, 2022	\$0.07080	\$11.23

Ex-Date	Distribution	Reinvest Price
Feb 17, 2022	\$0.07080	\$11.09

[View All](#)

No records in this table indicates that there has not been a distribution greater than .0001 within the past 3 years.

Tax Character of Distributions

Exempt-Interest Dividends

	Non-AMT	AMT	Total	Non-Qualified Ordinary Dividends	Capital Gain Distributions	Nondividend Distributions	Total Distributions
Distributions (\$)							
2021	\$0.00	\$0.00	\$0.00	\$0.00	\$0.00	\$0.85	\$0.85
2020	\$0.00	\$0.00	\$0.00	\$0.02	\$0.00	\$0.83	\$0.85
2019	\$0.00	\$0.00	\$0.00	\$0.06	\$0.00	\$0.65	\$0.71
2018	\$0.07	\$0.00	\$0.07	\$0.02	\$0.00	\$0.68	\$0.77
2017	\$0.08	\$0.00	\$0.08	\$0.02	\$0.00	\$1.06	\$1.16
2016	\$0.07	\$0.00	\$0.07	\$0.08	\$0.04	\$0.97	\$1.16
2015	\$0.08	\$0.00	\$0.08	\$0.01	\$0.25	\$1.17	\$1.51
2014	\$0.08	\$0.00	\$0.08	\$0.01	\$0.00	\$1.39	\$1.48
2013	\$0.06	\$0.00	\$0.06	\$0.01	\$0.00	\$1.63	\$1.70
2012	\$0.04	\$0.00	\$0.04	\$0.57	\$0.95	\$0.14	\$1.70
2011	\$0.05	\$0.00	\$0.05	\$0.54	\$0.51	\$0.60	\$1.70
2010	\$0.02	\$0.00	\$0.02	\$0.31	\$0.10	\$0.00	\$0.43
Distributions (%)							
2020	0.00%	0.00%	0.00%	2.89%	0.00%	97.11%	100.00%
2019	0.00%	0.00%	0.00%	8.06%	0.00%	91.94%	100.00%
2018	9.58%	0.00%	9.58%	2.51%	0.00%	87.91%	100.00%
2017	7.20%	0.00%	7.20%	1.48%	0.00%	91.32%	100.00%
2016	5.82%	0.00%	5.82%	6.75%	3.23%	84.20%	100.00%
2015	5.12%	0.00%	5.12%	1.00%	16.31%	77.57%	100.00%
2014	5.46%	0.00%	5.46%	0.46%	0.00%	94.08%	100.00%
2013	3.56%	0.00%	3.56%	0.77%	0.00%	95.67%	100.00%
2012	2.14%	0.00%	2.14%	33.49%	56.28%	8.09%	100.00%
2011	3.22%	0.00%	3.22%	31.98%	29.90%	34.90%	100.00%
2010	4.45%	0.00%	4.45%	72.75%	22.80%	0.00%	100.00%

The information contained herein is provided for informational purposes only and does not constitute a solicitation of an offer to buy or sell Fund shares. Common shares of the Fund are only available for purchase and sale at current market price on a stock exchange. There is no assurance that the Fund will achieve its investment objective. The Fund is subject to numerous risks, including investment risks. Shares of closed-end funds often trade at a discount from their net asset value. The Fund is not a complete investment program and you may lose money investing in the Fund. An investment in the Fund may not be appropriate for all investors. Investors should review and consider carefully the Fund's investment objective,

risks, charges and expenses.

The premium/discount is calculated as $[(\text{market price}/\text{NAV})-1]$.

Links to Morningstar Fact Sheet and CEF Connect: By clicking on the link from this page to the Morningstar fact sheet or CEF Connect, you will leave the Eaton Vance website. Eaton Vance is not responsible for the content of any such third-party website. See "Terms and Conditions" below.

2. Distribution Rate at NAV and Market Price is calculated by dividing the last distribution paid per share (annualized) by NAV or market price, respectively. A Fund's distributions in any period may be more or less than the net return earned by the Fund on its investments, and therefore should not be used as a measure of performance or confused with "yield" or "income."

3. The Fund has adopted a policy to pay common shareholders a stable monthly distribution, and may pay distributions consisting of amounts characterized for federal income tax purposes as qualified and non-qualified ordinary dividends, capital gains distributions and non-dividend distributions, also known as return of capital.

4. See "Tax Character of Distributions". For information about any distributions in the current year estimated to include non-dividend distributions or capital gains, please refer to [Eaton Vance Closed-End Fund Distribution Notices \(19a\)](#).

5. The Fund has adopted a policy to pay common shareholders a stable monthly distribution. In an effort to maintain a stable distribution amount, the Fund may pay distributions consisting of amounts characterized for federal income tax purposes as qualified and non-qualified ordinary dividends, capital gains distributions and nondividend distributions, also known as return of capital. A nondividend or return of capital distribution may include, for example, a return of some or all of the money that an investor invested in Fund shares, which can cause the Fund's NAV to erode. There is no assurance that the Fund will always be able to pay distributions of a particular size.

Portfolio

Fund Holdings (%)^{6,7}

as of Sep 30, 2022

Holding	% of Net Assets
Apple Inc	10.25%
Microsoft Corp	8.57%
Amazon.com Inc	5.40%
Tesla Inc	3.29%
Alphabet Inc - CL C	3.14%
Alphabet Inc - CL A	2.81%
PepsiCo Inc	2.44%
NVIDIA Corp	2.12%
Johnson & Johnson	1.56%
Meta Platforms Inc	1.49%

[View All](#)

The information contained herein is provided for informational purposes only and does not constitute a solicitation of an offer to buy or sell Fund shares. Common shares of the Fund are only available for purchase and sale at current market price on a stock exchange. There is no assurance that the Fund will achieve its investment objective. The Fund is subject to numerous risks, including investment risks. Shares of closed-end funds often trade at a discount from their net asset value. The Fund is not a complete investment program and you may lose money investing in the Fund. An investment in the Fund may not be appropriate for all investors. Investors should review and consider carefully the Fund's investment objective, risks, charges and expenses.

The premium/discount is calculated as $[(\text{market price}/\text{NAV})-1]$.

Links to Morningstar Fact Sheet and CEF Connect: By clicking on the link from this page to the Morningstar fact sheet or CEF Connect, you will leave the Eaton Vance website. Eaton Vance is not responsible for the content of any such third-party website. See "Terms and Conditions" below.

6. The following list reflects unaudited securities holdings (excluding derivatives positions). Holdings information may differ if presented as of trade date. Due to rounding, holdings of less than 0.005% may show as 0.00%. Portfolio information subject to change due to active management.

7. Percent of total net assets.

Management



Thomas C. Seto

Head of Investment Management
Joined Parametric Portfolio
Associates 1998

Biography

Thomas Seto is head of investment management with Parametric Portfolio Associates LLC, an investment adviser and majority-owned subsidiary of Eaton Vance Corp. Tom is responsible for all portfolio management and trading at the Seattle Investment Center, and is a member of the executive committee. He joined Parametric in 1998.

Tom began his career in the investment management industry in 1991. Before joining Parametric, he served as the head of U.S. equity index investments at Barclays Global Investors.

Tom earned a B.S. in electrical engineering from the University of Washington and an MBA from the University of Chicago Booth School of Business.

Education

- B.S. University of Washington
- M.B.A Booth School of Business, University of Chicago

Experience

- Managed Fund since 2019

Other funds managed

- [Tax-Managed Buy-Write Income Fund](#)
 - [Tax-Managed Buy-Write Opportunities Fund](#)
 - [Tax-Managed Global Buy-Write Opportunities Fund](#)
-



G. R. Nelson

Executive Director, Portfolio
Manager, Analyst
Joined Eaton Vance 2004

Biography

G.R. is an executive director of Morgan Stanley. He is a vice president of Eaton Vance Trust Company and a portfolio manager and an analyst on the Eaton Vance Core/Growth team on a number of Eaton Vance global and domestic equity income portfolios, responsible for buy and sell decisions, portfolio construction and risk management. He joined Eaton Vance in 2004. Morgan Stanley acquired Eaton Vance in March 2021.

G.R. began his career in the investment management industry in 1997. Before joining Eaton Vance, he was affiliated with Alex Brown, One Equity Partners and Bank One. He also completed internships with McKinsey and Company and Fayez Sarofim & Company.

G.R. earned a B.B.A., magna cum laude, from the University of Notre Dame and an MBA, with distinction, from Harvard University's Graduate School of Business, where he co-wrote a case on the Chicago Board of Options Exchange.

Education


- B.B.A. University of Notre Dame
- M.B.A. Harvard University Graduate School of Business

Experience

- Managed Fund since 2021

Other funds managed

- [Enhanced Equity Income Fund](#)
 - [Risk-Managed Diversified Equity Income Fund](#)
 - [Tax-Managed Buy-Write Income Fund](#)
 - [Tax-Managed Buy-Write Opportunities Fund](#)
 - [Tax-Managed Diversified Equity Income Fund](#)
 - [Tax-Managed Global Buy-Write Opportunities Fund](#)
-

 **Fact Sheet**
[Download](#) - Last updated: Sep 30, 2022

 **Report of Organizational Actions Affecting Basis of Securities**
[Download](#) - Last updated: Jan 21, 2021

 **Report of Organizational Actions Affecting Basis of Securities**
[Download](#) - Last updated: Jan 15, 2020

 **Report of Organizational Actions Affecting Basis of Securities**
[Download](#) - Last updated: Dec 31, 2012

 **Annual Report**
[Download](#) - Last updated: Dec 31, 2021

 **Q1 Holdings**
[Download](#) - Last updated: Mar 31, 2022

 **Q3 Holdings**
[Download](#) - Last updated: Sep 30, 2022

 **Holdings - Form N-PORT**
[Download](#)

 **Return of Capital Distributions Demystified**
[Download](#) - Last updated: Dec 29, 2021

 **Eaton Vance Announces Upcoming Retirement of Michael A. Allison**
[Download](#) - Last updated: May 13, 2021

 **Distribution Dates and Amounts Announced for Eaton Vance Closed-End Funds**
[Download](#) - Last updated: Nov 1, 2022

 **Eaton Vance Closed-End Funds Release Estimated Sources of Distribution**
[Download](#) - Last updated: Oct 31, 2022

 **Distribution Dates and Amounts Announced for Eaton Vance Closed-End Funds**
[Download](#) - Last updated: Oct 3, 2022

 **Eaton Vance Closed-End Funds Release Estimated Sources of Distribution**
[Download](#) - Last updated: Sep 30, 2022

 **Distribution Dates and Amounts Announced for Eaton Vance Closed-End Funds**
[Download](#) - Last updated: Sep 1, 2022

 **Eaton Vance Closed-End Funds Release Estimated Sources of Distribution**
[Download](#) - Last updated: Aug 31, 2022

 **Distribution Dates and Amounts Announced for Eaton Vance Closed-End Funds**
[Download](#) - Last updated: Aug 1, 2022

 **Eaton Vance Closed-End Funds Release Estimated Sources of Distribution**
[Download](#) - Last updated: Jul 29, 2022



Distribution Dates and Amounts Announced for Eaton Vance Closed-End Funds

[Download](#) - Last updated: Jul 1, 2022



Eaton Vance Closed-End Funds Release Estimated Sources of Distribution

[Download](#) - Last updated: Jun 30, 2022



Distribution Dates and Amounts Announced for Eaton Vance Closed-End Funds

[Download](#) - Last updated: Jun 1, 2022



Eaton Vance Closed-End Funds Release Estimated Sources of Distribution

[Download](#) - Last updated: May 31, 2022



Distribution Dates and Amounts Announced for Eaton Vance Closed-End Funds

[Download](#) - Last updated: May 2, 2022



Eaton Vance Closed-End Funds Release Estimated Sources Of Distributions

[Download](#) - Last updated: Apr 29, 2022



Distribution Dates and Amounts Announced for Eaton Vance Closed-End Funds

[Download](#) - Last updated: Apr 1, 2022



Eaton Vance Closed-End Funds Release Estimated Sources of Distribution

[Download](#) - Last updated: Mar 31, 2022



Distribution Dates and Amounts Announced for Eaton Vance Closed-End Funds

[Download](#) - Last updated: Mar 1, 2022



Eaton Vance Closed-End Funds Release Estimated Sources Of Distributions

[Download](#) - Last updated: Feb 28, 2022



Distribution Dates and Amounts Announced for Eaton Vance Closed-End Funds

[Download](#) - Last updated: Feb 1, 2022



Eaton Vance Closed-End Funds Release Estimated Sources of Distribution

[Download](#) - Last updated: Jan 31, 2022



Distribution Dates and Amounts Announced for Eaton Vance Closed-End Funds

[Download](#) - Last updated: Jan 3, 2022



Eaton Vance Closed-End Funds Release Estimated Sources of Distribution

[Download](#) - Last updated: Dec 31, 2021



Distribution Dates and Amounts Announced for Eaton Vance Closed-End Funds

[Download](#) - Last updated: Dec 1, 2021



Eaton Vance Closed-End Funds Release Estimated Sources of Distributions

[Download](#) - Last updated: Nov 30, 2021



Distribution Dates and Amounts Announced for Eaton Vance Closed-End Funds

[Download](#) - Last updated: Nov 1, 2021



Eaton Vance Closed-End Funds Release Estimated Sources of Distribution

[Download](#) - Last updated: Oct 29, 2021



Distribution Dates and Amounts Announced for Eaton Vance Closed-End Funds

[Download](#) - Last updated: Oct 1, 2021



Eaton Vance Closed-End Funds Release Estimated Sources of Distribution

[Download](#) - Last updated: Sep 30, 2021



Distribution Dates and Amounts Announced for Eaton Vance Closed-End Funds

[Download](#) - Last updated: Sep 1, 2021



Eaton Vance Closed-End Funds Release Estimated Sources of Distributions

[Download](#) - Last updated: Aug 31, 2021



Distribution Dates and Amounts Announced for Eaton Vance Closed-End Funds

[Download](#) - Last updated: Aug 2, 2021



Eaton Vance Closed-End Funds Release Estimated Sources of Distribution

[Download](#) - Last updated: Jul 30, 2021



Distribution Dates and Amounts Announced for Eaton Vance Closed-End Funds

[Download](#) - Last updated: Jul 1, 2021



Eaton Vance Closed-End Funds Release Estimated Sources of Distributions

[Download](#) - Last updated: Jun 30, 2021



Distribution Dates and Amounts Announced for Eaton Vance Closed-End Funds

[Download](#) - Last updated: Jun 1, 2021



Eaton Vance Closed-End Funds Release Estimated Sources of Distributions

[Download](#) - Last updated: May 28, 2021



Distribution Dates and Amounts Announced for Eaton Vance Closed-End Funds

[Download](#) - Last updated: May 3, 2021



Eaton Vance Closed-End Funds Release Estimated Sources of Distributions

[Download](#) - Last updated: Apr 30, 2021



Certain Eaton Vance Closed-End Funds Announce Telephonic Annual Meeting Of Shareholders On April 15, 2021

[Download](#) - Last updated: Apr 5, 2021



Distribution Dates and Amounts for Eaton Vance Closed-End Funds

[Download](#) - Last updated: Apr 1, 2021



Eaton Vance Closed-End Funds Release Estimated Sources of Distributions

[Download](#) - Last updated: Mar 31, 2021



Distribution Dates and Amounts Announced for Eaton Vance Closed-End Funds

[Download](#) - Last updated: Mar 1, 2021



Eaton Vance Closed-End Funds Release Estimated Sources of Distributions

[Download](#) - Last updated: Feb 26, 2021



Distribution Dates and Amounts Announced for Eaton Vance Closed-End Funds

[Download](#) - Last updated: Feb 1, 2021

-  **Eaton Vance Closed-End Funds Release Estimated Sources of Distribution**
[Download](#) - Last updated: Jan 29, 2021
-
-  **Results of Joint Special Shareholder Meeting of Certain Eaton Vance Closed-End Funds**
[Download](#) - Last updated: Jan 25, 2021
-
-  **Corrected Results of Joint Special Shareholder Meeting of Certain Eaton Vance Closed-End Funds**
[Download](#) - Last updated: Jan 12, 2021
-
-  **Results of Joint Special Shareholder Meeting of Certain Eaton Vance Closed-End Funds**
[Download](#) - Last updated: Jan 8, 2021
-
-  **Distribution Dates and Amounts Announced for Eaton Vance Closed-End Funds**
[Download](#) - Last updated: Jan 4, 2021
-
-  **Eaton Vance Closed-End Funds Release Estimated Sources of Distribution**
[Download](#) - Last updated: Dec 31, 2020
-  **Certain Eaton Vance Closed-End Funds Joint Special Meeting of Shareholders on January 7, 2021 Will Be a Virtual Meeting**
[Download](#) - Last updated: Dec 23, 2020
-
-  **Distribution Dates and Amounts Announced for Eaton Vance Closed-End Funds**
[Download](#) - Last updated: Dec 1, 2020
-  **Eaton Vance Closed-End Funds Release Estimated Sources of Distribution**
[Download](#) - Last updated: Nov 30, 2020
-
-  **Eaton Vance Closed-End Funds Announce Board Approval of New Investment Advisory and Sub-Advisory Agreements**
[Download](#) - Last updated: Nov 10, 2020
-  **Eaton Vance Closed-End Funds Announce Record and Meeting Dates For Joint Special Meeting of Shareholders**
[Download](#) - Last updated: Oct 29, 2020
-
-  **Certain Eaton Vance Closed-End Funds Announce Telephonic Annual Meeting of Shareholders on April 16, 2020**
[Download](#) - Last updated: Apr 6, 2020
-
-  **Distribution Dates and Amounts Announced for Eaton Vance Closed-End Funds and Portfolio Managers of Eaton Have High Income 2021 Target Term Trust (NYSE: EHT)**
[Download](#) - Last updated: Jan 2, 2020
-
-  **Eaton Vance Tax-Advantaged Bond and Option Strategies Fund Implements Changes to Fund Name, Investment Objective, Fees and Distribution**
[Download](#) - Last updated: Feb 8, 2019
-
-  **Eaton Vance Tax-Advantaged Bond and Option Strategies Fund Announces Changes to Fund Name, Investment Objective, Fees and Distributions**
[Download](#) - Last updated: Nov 26, 2018



Important Notice Regarding Changes to EXD Effective 2-8-19

[Download](#)



Distribution Date and Distribution Rate Change Announced for Eaton Vance Tax-Advantaged Bond and Option Strategies Fund

[Download](#) - Last updated: Jun 1, 2018



Eaton Vance Tax-Advantaged Bond and Option Strategies Fund Announces Modification to Investment Policy

[Download](#) - Last updated: Nov 1, 2016



Eaton Vance Management Announces Portfolio Managers of EV Tax-Advantaged Bond and Option Strategies Fund

[Download](#) - Last updated: Dec 1, 2015



Eaton Vance Closed-End Funds Adopt Share Repurchase Programs

[Download](#) - Last updated: Nov 15, 2013




Section 16 Filings - www.sec.gov

[Download](#) - Last updated: Jun 30, 2011



Semi-Annual Report

[Download](#) - Last updated: Jun 30, 2022



HEADQUARTERS

Two International Place
Boston, MA 02110

Investments

[Eaton Vance Funds](#)

[Parametric Funds](#)

[Calvert Funds](#)

[Separately Managed Accounts](#)

[Closed-End Funds and Term Trusts](#)

Insights

[Advisory Blog](#)

[Monthly Market Monitor](#)

[Market Update Events](#)

[The Advisor Institute](#)

Taxes & Tools

[Investment Tax Center](#)

[Tax Information](#)

[Investment Tax Calculator](#)

[Laddered Investing Interest Rate Scenario Tool](#)

[Concentrated Stock Position Calculator](#)

[Tax-Equivalent Yield Calculator](#)

Resources

[Forms & E-Delivery](#)

[Mutual Funds & Abandoned Property](#)

[DST Vision](#)

[AdvisorCentral](#)

Eaton Vance is part of Morgan Stanley Investment Management, the asset management division of Morgan Stanley.

 This image indicates content designed specifically for Financial Advisors / Investment Professionals. This material is not to be used with the public.

NOT FDIC INSURED | OFFER NO BANK GUARANTEE | MAY LOSE VALUE | NOT INSURED BY ANY FEDERAL GOVERNMENT AGENCY | NOT A DEPOSIT

Eaton Vance does not provide tax or legal advice. Prospective investors should consult with a tax or legal advisor before making any investment decision.

The information on this Web page is for U.S. residents only and does not constitute an offer to sell, or a solicitation of an offer to purchase, securities in any jurisdiction to any person to whom it is not lawful to make such an offer.

© Eaton Vance Management. All rights reserved.

Publication details: Tuesday, November 29, 2022 5:23 PM

Page ID: EXD - <https://funds.eatonvance.com/tax-managed-buy-write-strategy-fund-exd.php>