



Tax-Advantaged Global Dividend Income Fund

ETG
Symbol

\$16.53 ▲\$0.04
NAV as of Jun 23, 2022

\$15.46 ▲\$0.10
MKT as of Jun 23, 2022

-6.47%
Premium/Discount
as of Jun 23, 2022



Fact Sheet
Mar 31, 2022



Commentary
Mar 31, 2022



CEF Connect - ETG



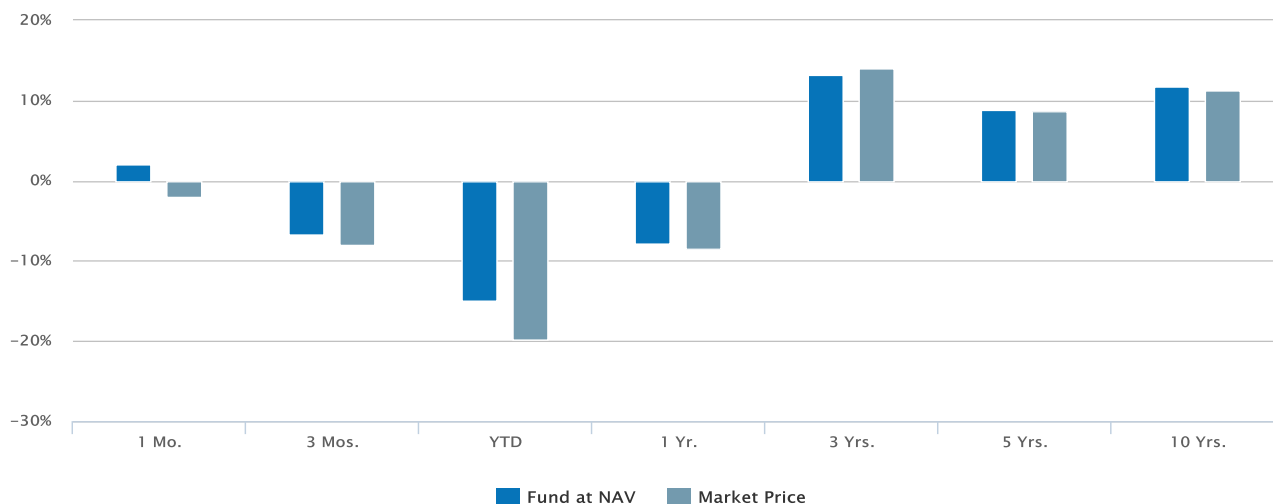
Investment Tax Calculator

Overview

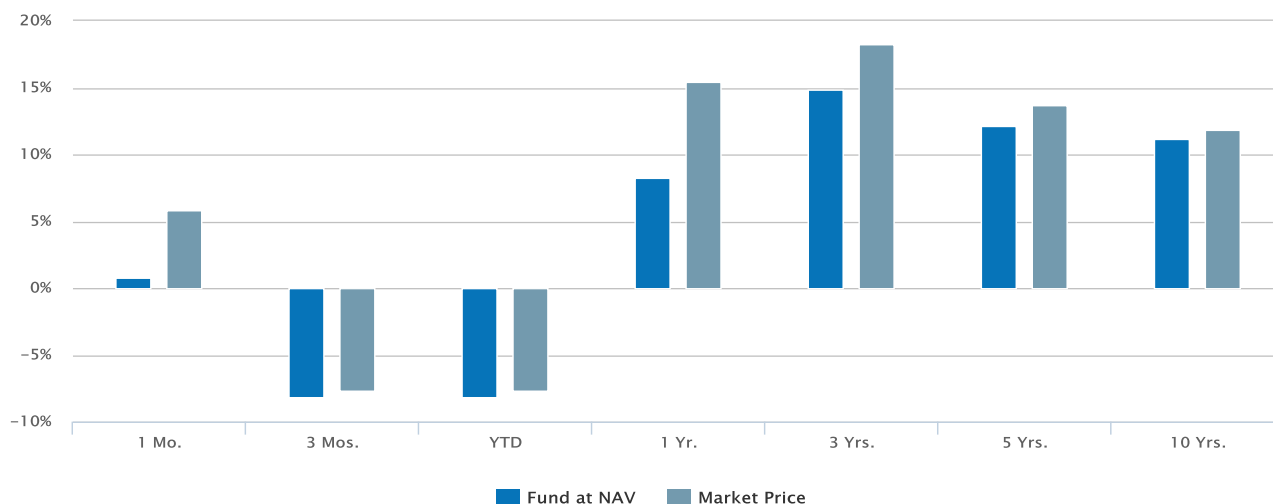
Historical Returns (%)

as of Mar 31, 2022

05/31/2022



03/31/2022



05/31/2022

Fund at NAV	1.98	-6.77	-15.00	-7.91	13.21	8.85	11.68
Market Price	-1.94	-8.03	-19.83	-8.50	14.04	8.65	11.32

03/31/2022							
Fund at NAV	0.77	-8.13	-8.13	8.21	14.85	12.16	11.12
Market Price	5.87	-7.71	-7.71	15.41	18.21	13.67	11.80

Past performance is no guarantee of future results. Investment return and principal value will fluctuate so that shares, when sold, may be worth more or less than their original cost. Performance is for the stated time period only; due to market volatility, the Fund's current performance may be lower or higher than quoted. The Fund's performance at market price will differ from its results at NAV. Returns are historical and are calculated by determining the percentage change in net asset value or market price (as applicable) with all distributions reinvested and includes management fees and other expenses. Until the reinvestment of Fund distributions is completed, returns are calculated using the lower of the net asset value or market price of the shares on the distribution ex date. Once the reinvestment is complete, returns are calculated using the average reinvestment price. Performance less than or equal to one year is cumulative.

Distribution Rates^{1,2}

as of Jun 22, 2022

Distribution Rate at NAV	9.46%
Distribution Rate at Market Price	10.16%

Fund Facts

as of May 31, 2022

Performance Inception	01/30/2004
Investment Objective	High level of after-tax total return
Total Net Assets	\$1.4B
CUSIP	27828S101

Fund Facts

Performance Inception	01/30/2004
Investment Objective	High level of after-tax total return
CUSIP	27828S101

Expense Ratios (%)³

as of Annual Report dated 10/31/2021

Management Fees	1.04
Other Expenses	0.08
Total Expenses (ex Interest and Fee Expense)	1.12
Interest and Fee Expense	0.15
Total Expenses	1.27

Portfolio Management

[Christopher M. Dyer, CFA](#)

[Managed Fund since 2015](#)

[John H. Croft, CFA](#)

[Managed Fund since 2010](#)

[Derek J.V. DiGregorio](#)

[Managed Fund since 2021](#)

The information contained herein is provided for informational purposes only and does not constitute a solicitation of an offer to buy or sell Fund shares. Common shares of the Fund are only available for purchase and sale at current market price on a stock exchange. There is no assurance that the Fund will achieve its investment objective. The Fund is subject to numerous risks, including investment risks. Shares of closed-end funds often trade at a discount from their net asset value. The Fund is not a complete investment program and you may lose money investing in the Fund. An investment in the Fund may not be appropriate for all investors. Investors should review and consider carefully the Fund's investment objective, risks, charges and expenses.

The premium/discount is calculated as [(market price/NAV)-1].

Links to Morningstar Fact Sheet and CEF Connect: By clicking on the link from this page to the Morningstar fact sheet or CEF Connect, you will leave the Eaton Vance website. Eaton Vance is not responsible for the content of any such third-party website. See “Terms and Conditions” below.

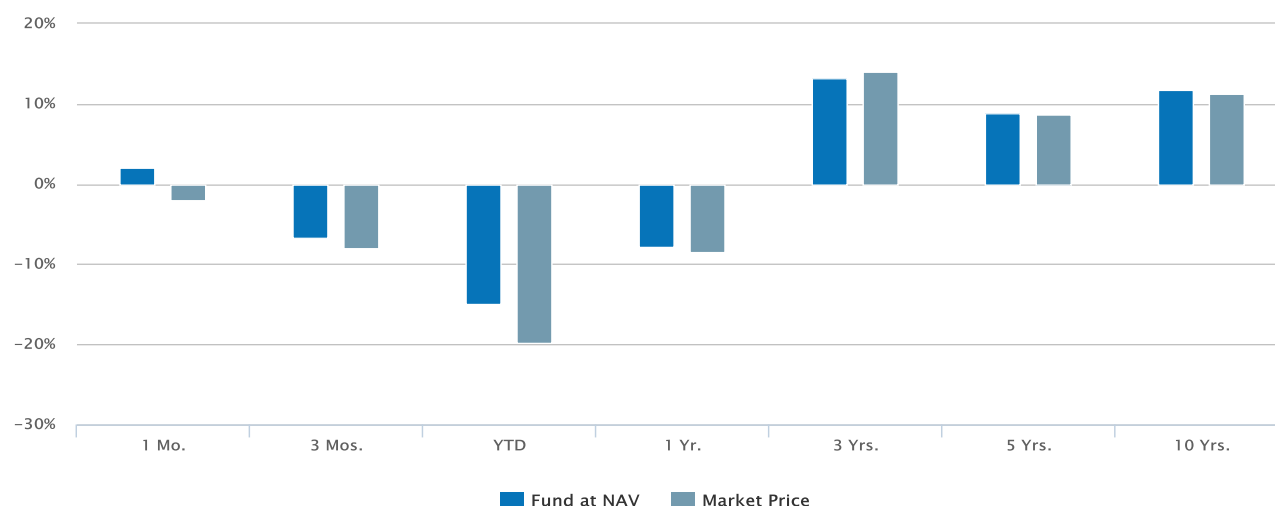
1. Distribution Rate at NAV and Market Price is calculated by dividing the last distribution paid per share (annualized) by NAV or market price, respectively. A Fund’s distributions in any period may be more or less than the net return earned by the Fund on its investments, and therefore should not be used as a measure of performance or confused with “yield” or “income.”
2. The Fund has adopted a policy to pay common shareholders a stable monthly distribution, and may pay distributions consisting of amounts characterized for federal income tax purposes as qualified and non-qualified ordinary dividends, capital gains distributions and non-dividend distributions, also known as return of capital.
3. Interest and fee expense relates to borrowings for the purpose of financial leverage.

Performance

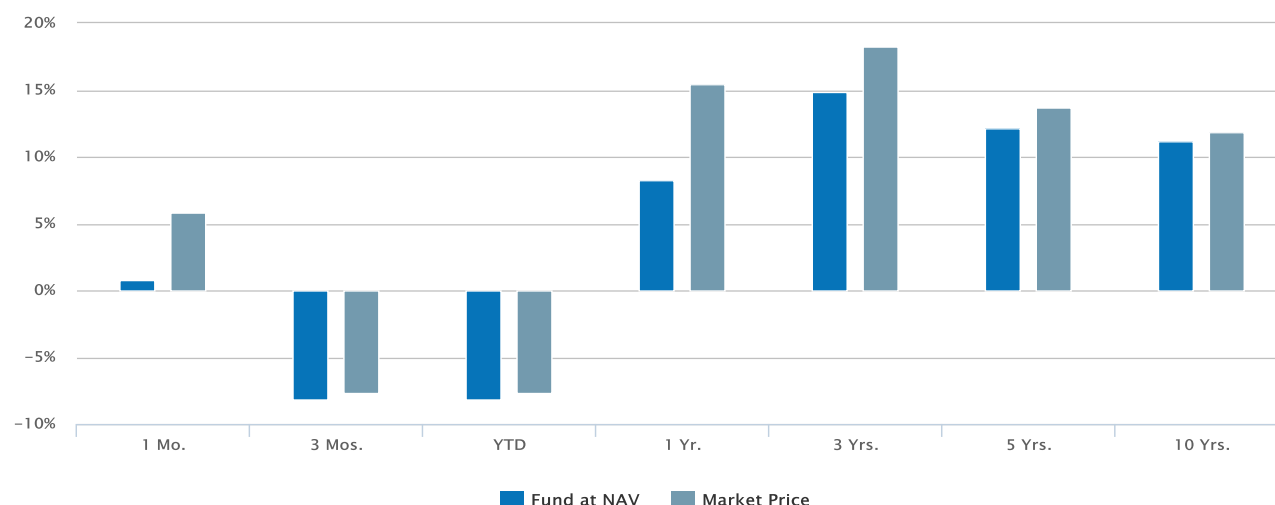
Historical Returns (%)

as of Mar 31, 2022

05/31/2022



03/31/2022



05/31/2022

Fund at NAV	1.98	-6.77	-15.00	-7.91	13.21	8.85	11.68
Market Price	-1.94	-8.03	-19.83	-8.50	14.04	8.65	11.32

03/31/2022

Fund at NAV	0.77	-8.13	-8.13	8.21	14.85	12.16	11.12
Market Price	5.87	-7.71	-7.71	15.41	18.21	13.67	11.80

Past performance is no guarantee of future results. Investment return and principal value will fluctuate so that shares, when sold, may be worth more or less than their original cost. Performance is for the stated time period only; due to market volatility, the Fund's current performance may be lower or higher than quoted. The Fund's performance at market price will differ from its results at NAV. Returns are historical and are calculated by determining the percentage change in net asset value or market price (as applicable) with all distributions reinvested and includes management fees and other expenses. Until the reinvestment of Fund distributions is completed, returns are calculated using the lower of the net asset value or market price of the shares on the distribution ex date. Once the reinvestment is complete, returns are calculated using the average reinvestment price. Performance less than or equal to one year is cumulative.

Calendar Year Returns (%)

	2012	2013	2014	2015	2016	2017	2018	2019	2020	2021
Fund at NAV	17.23	29.62	5.24	3.58	2.06	25.07	-12.48	33.32	13.81	24.93
Market Price	21.32	33.90	2.61	3.39	-1.33	32.55	-15.89	43.56	9.79	32.98

Fund Facts

Performance Inception 01/30/2004

Distribution Rates^{1,2}

as of Jun 22, 2022

Distribution Rate at NAV	9.46%
Distribution Rate at Market Price	10.16%

Distribution History^{4,5}

Ex-Date	Distribution	Reinvest Price
Jun 22, 2022	\$0.13000	
Jun 22, 2022	\$0.13000	
May 23, 2022	\$0.13000	
May 23, 2022	\$0.13000	
Apr 21, 2022	\$0.13000	
Apr 21, 2022	\$0.13000	
Mar 23, 2022	\$0.13000	
Feb 17, 2022	\$0.13000	
Jan 21, 2022	\$0.13000	
Dec 22, 2021	\$0.13000	

[View All](#)

No records in this table indicates that there has not been a distribution greater than .0001 within the past 3 years.

Tax Character of Distributions

Ordinary Dividends

Non-Qualified	Qualified	Total	Capital Gain Distributions	Nondividend Distributions	Total Distributions
---------------	-----------	-------	----------------------------	---------------------------	---------------------

Distributions (\$)							
2019	\$0.00	\$1.17	\$1.17	\$0.06	\$0.00	\$1.23	
2018	\$0.00	\$0.62	\$0.62	\$0.61	\$0.00	\$1.23	
2017	\$0.00	\$1.23	\$1.23	\$0.00	\$0.00	\$1.23	
2016	\$0.00	\$1.23	\$1.23	\$0.00	\$0.00	\$1.23	
2015	\$0.00	\$1.23	\$1.23	\$0.00	\$0.00	\$1.23	
2014	\$0.00	\$1.23	\$1.23	\$0.00	\$0.00	\$1.23	
2013	\$0.00	\$1.13	\$1.13	\$0.00	\$0.00	\$1.13	
2012	\$0.00	\$1.23	\$1.23	\$0.00	\$0.00	\$1.23	
2011	\$0.00	\$1.23	\$1.23	\$0.00	\$0.00	\$1.23	
2010	\$0.00	\$1.23	\$1.23	\$0.00	\$0.00	\$1.23	
2009	\$0.00	\$1.23	\$1.23	\$0.00	\$0.00	\$1.23	
2008	\$0.13	\$1.70	\$1.83	\$0.00	\$0.00	\$1.83	
2007	\$0.00	\$1.69	\$1.69	\$0.00	\$0.00	\$1.69	
2006	\$0.00	\$1.47	\$1.47	\$0.00	\$0.00	\$1.47	
2005	\$0.00	\$1.31	\$1.31	\$0.00	\$0.00	\$1.31	
Distributions (%)							
2019	0.00%	94.83%	94.83%	5.17%	0.00%	100.00%	
2018	0.00%	50.79%	50.79%	49.21%	0.00%	100.00%	
2017	0.00%	100.00%	100.00%	0.00%	0.00%	100.00%	
2016	0.00%	100.00%	100.00%	0.00%	0.00%	100.00%	
2015	0.00%	100.00%	100.00%	0.00%	0.00%	100.00%	
2014	0.00%	100.00%	100.00%	0.00%	0.00%	100.00%	
2013	0.00%	100.00%	100.00%	0.00%	0.00%	100.00%	
2012	0.00%	100.00%	100.00%	0.00%	0.00%	100.00%	
2011	0.00%	100.00%	100.00%	0.00%	0.00%	100.00%	
2010	0.00%	100.00%	100.00%	0.00%	0.00%	100.00%	
2009	0.00%	100.00%	100.00%	0.00%	0.00%	100.00%	
2008	7.00%	93.00%	100.00%	0.00%	0.00%	100.00%	
2007	0.00%	100.00%	100.00%	0.00%	0.00%	100.00%	
2006	0.00%	100.00%	100.00%	0.00%	0.00%	100.00%	
2005	0.00%	100.00%	100.00%	0.00%	0.00%	100.00%	

The information contained herein is provided for informational purposes only and does not constitute a solicitation of an offer to buy or sell Fund shares. Common shares of the Fund are only available for purchase and sale at current market price on a stock exchange. There is no assurance that the Fund will achieve its investment objective. The Fund is subject to numerous risks, including investment risks. Shares of closed-end funds often trade at a discount from their net asset value. The Fund is not a complete investment program and you may lose money investing in the Fund. An investment in the Fund may not be appropriate for all investors. Investors should review and consider carefully the Fund's investment objective, risks, charges and expenses.

The premium/discount is calculated as [(market price/NAV)-1].

Links to Morningstar Fact Sheet and CEF Connect: By clicking on the link from this page to the Morningstar fact sheet or CEF Connect, you will leave the Eaton Vance website. Eaton Vance is not responsible for the content of any such third-party website. See "Terms and Conditions" below.

1. Distribution Rate at NAV and Market Price is calculated by dividing the last distribution paid per share (annualized) by NAV or market price, respectively. A Fund's distributions in any period may be more or less than the net return earned by the Fund on its investments, and therefore should not be used as a measure of performance or confused with "yield" or "income."
2. The Fund has adopted a policy to pay common shareholders a stable monthly distribution, and may pay distributions consisting of amounts characterized for federal income tax purposes as qualified and non-qualified ordinary dividends, capital gains distributions and non-dividend distributions, also known as return of capital.
4. See "Tax Character of Distributions". For information about any distributions in the current year estimated to include non-dividend distributions or capital gains, please refer to [Eaton Vance Closed-End Fund Distribution Notices \(19a\)](#).
5. The Fund has adopted a policy to pay common shareholders a stable monthly distribution. In an effort to maintain a stable distribution amount, the Fund may pay distributions consisting of amounts characterized for federal income tax purposes as qualified and non-qualified ordinary dividends, capital gains distributions and nondividend distributions, also known as return of capital. A nondividend or return of capital distribution may include, for example, a return of some or all of the money that an investor invested in Fund shares, which can cause the Fund's NAV to erode. There is no assurance that the Fund will always be able to pay distributions of a particular size.

Portfolio

Fund Holdings (%)^{6,7}

as of Apr 30, 2022

Holding	% of Net Assets
Microsoft Corp	4.56%
Alphabet Inc - CL C	4.08%
Apple Inc	2.89%
Amazon.com Inc	2.77%
Coca-Cola Co	2.53%
Nestle SA	2.28%
Walt Disney Co	2.06%
EOG Resources Inc	1.92%
Roche Holding AG	1.85%
Boston Scientific Corp	1.75%

[View All](#)

The information contained herein is provided for informational purposes only and does not constitute a solicitation of an offer to buy or sell Fund shares. Common shares of the Fund are only available for purchase and sale at current market price on a stock exchange. There is no assurance that the Fund will achieve its investment objective. The Fund is subject to numerous risks, including investment risks. Shares of closed-end funds often trade at a discount from their net asset value. The Fund is not a complete investment program and you may lose money investing in the Fund. An investment in the Fund may not be appropriate for all investors. Investors should review and consider carefully the Fund's investment objective, risks, charges and expenses.

The premium/discount is calculated as [(market price/NAV)-1].

Links to Morningstar Fact Sheet and CEF Connect: By clicking on the link from this page to the Morningstar fact sheet or CEF Connect, you will leave the Eaton Vance website. Eaton Vance is not responsible for the content of any such third-party website. See "Terms and Conditions" below.

6. The following list reflects unaudited securities holdings (excluding derivatives positions). Holdings information may differ if presented as of trade date. Due to rounding, holdings of less than 0.005% may show as 0.00%. Portfolio information subject to change due to active management.

7. Percent of total net assets.



Christopher M. Dyer, CFA
Managing Director, Head of Global Equities
Joined Eaton Vance 2015

Biography

Chris is a managing director of Morgan Stanley. He is Head of the Eaton Vance Global Equity team and a portfolio manager for global and international equity portfolios. He joined Eaton Vance in 2015. Morgan Stanley acquired Eaton Vance in March 2021.

Chris began his career in the financial services industry in 1995. Before joining Eaton Vance, he was managing director and head of European equity for Goldman Sachs Asset Management (GSAM), where he was affiliated since 2001.

Chris earned a B.S., cum laude, from Georgetown University and an MBA from The Wharton School, University of Pennsylvania. He is a CFA charterholder.

Education

- B.S. Georgetown University
- M.B.A. The Wharton School, University of Pennsylvania

Experience

- Managed Fund since 2015

Other funds managed

- [Tax-Advantaged Global Dividend Opportunities Fund](#)
- [Tax-Managed Global Diversified Equity Income Fund](#)



John H. Croft, CFA
Managing Director, Portfolio Manager
Joined Eaton Vance 2004

Biography

John Croft is a portfolio manager on the Investment Grade Credit team. He is responsible for buy and sell decisions, portfolio construction and risk management for the firm's investment grade strategies. He joined Eaton Vance in 2004, and has 36 years of experience. Morgan Stanley acquired Eaton Vance in March 2021.

John began his career in the investment management industry in 1986. Before joining Eaton Vance, he was a credit analyst with Fidelity Management & Research Co.

John earned a B.A. from Colgate University and an MBA from the University of Chicago Graduate School of Business. He is a CFA charterholder.

Education

- B.A. Colgate University
- M.B.A. Booth School of Business, University of Chicago

Experience

- Managed Fund since 2010

Other funds managed

- [Tax-Advantaged Dividend Income Fund](#)
 - [Tax-Advantaged Global Dividend Opportunities Fund](#)
-

Derek J.V. DiGregorio

Executive Director, Portfolio
Manager
Joined Eaton Vance 2006

Biography

Derek is an executive director of Morgan Stanley, a vice president of Eaton Vance Trust Company and a portfolio manager on the Eaton Vance Specialty Solutions team on a number of Eaton Vance global and domestic equity income portfolios, with particular experience in dividend investing, equity portfolio tax management and equity portfolio strategy implementation. He began his career in the investment management industry in 2006 with Eaton Vance. Morgan Stanley acquired Eaton Vance in March 2021.

Derek earned a B.S. from Bates College and an MBA from Boston University Questrom School of Business.

Education

- B.S. Bates College
- M.B.A, Questrom School of Business, Boston University

Experience

- Managed Fund since 2021

Other funds managed

- [Tax-Advantaged Dividend Income Fund](#)
- [Tax-Advantaged Global Dividend Opportunities Fund](#)

Literature

Literature

**Fact Sheet**

[Download](#) - Last updated: Mar 31, 2022

**Commentary**

[Download](#) - Last updated: Mar 31, 2022

**Annual Report**

[Download](#) - Last updated: Oct 31, 2021

**Equity Dividend Income Closed-End Fund Guide**

[Download](#) - Last updated: Mar 31, 2022

**Q1 Holdings**

[Download](#) - Last updated: Jan 31, 2022

**Q3 Holdings**

[Download](#) - Last updated: Jul 31, 2021

**Holdings - Form N-PORT**

[Download](#)

**Return of Capital Distributions Demystified**

[Download](#) - Last updated: Dec 29, 2021

**Auction Preferred Shares Market Update**

[Download](#) - Last updated: Dec 1, 2021

**Eaton Vance Announces Upcoming Retirement of Michael A. Allison**

 [Download](#) - Last updated: May 13, 2021

 [Distribution Dates and Amounts Announced for Eaton Vance Closed-End Funds](#)
[Download](#) - Last updated: Jun 1, 2022

 [Eaton Vance Closed-End Funds Release Estimated Sources of Distribution](#)
[Download](#) - Last updated: May 31, 2022

 [Distribution Dates and Amounts Announced for Eaton Vance Closed-End Funds](#)
[Download](#) - Last updated: May 2, 2022

 [Eaton Vance Closed-End Funds Release Estimated Sources Of Distributions](#)
[Download](#) - Last updated: Apr 29, 2022

 [Distribution Dates and Amounts Announced for Eaton Vance Closed-End Funds](#)
[Download](#) - Last updated: Apr 1, 2022

 [Eaton Vance Closed-End Funds Release Estimated Sources of Distribution](#)
[Download](#) - Last updated: Mar 31, 2022

 [Distribution Dates and Amounts Announced for Eaton Vance Closed-End Funds](#)
[Download](#) - Last updated: Mar 1, 2022

 [Eaton Vance Closed-End Funds Release Estimated Sources Of Distributions](#)
[Download](#) - Last updated: Feb 28, 2022

 [Distribution Dates and Amounts Announced for Eaton Vance Closed-End Funds](#)
[Download](#) - Last updated: Feb 1, 2022

 [Eaton Vance Closed-End Funds Release Estimated Sources of Distribution](#)
[Download](#) - Last updated: Jan 31, 2022

 [Distribution Dates and Amounts Announced for Eaton Vance Closed-End Funds](#)
[Download](#) - Last updated: Jan 3, 2022

 [Eaton Vance Closed-End Funds Release Estimated Sources of Distribution](#)
[Download](#) - Last updated: Dec 31, 2021

 [Distribution Dates and Amounts Announced for Eaton Vance Closed-End Funds](#)
[Download](#) - Last updated: Dec 1, 2021

 [Eaton Vance Closed-End Funds Release Estimated Sources of Distributions](#)
[Download](#) - Last updated: Nov 30, 2021

 [Distribution Dates and Amounts Announced for Eaton Vance Closed-End Funds](#)
[Download](#) - Last updated: Nov 1, 2021

 [Eaton Vance Closed-End Funds Release Estimated Sources of Distribution](#)
[Download](#) - Last updated: Oct 29, 2021


 [Distribution Dates and Amounts Announced for Eaton Vance Closed-End Funds](#)
[Download](#) - Last updated: Oct 1, 2021

 [Eaton Vance Closed-End Funds Release Estimated Sources of Distribution](#)

[Download](#) - Last updated: Sep 30, 2021

 [Distribution Dates and Amounts Announced for Eaton Vance Closed-End Funds](#)
[Download](#) - Last updated: Sep 1, 2021

 [Eaton Vance Closed-End Funds Release Estimated Sources of Distributions](#)
[Download](#) - Last updated: Aug 31, 2021

 [Certain Eaton Vance Closed-End Funds Announce Telephonic Annual Meeting of Shareholders On August 12, 2021](#)
[Download](#) - Last updated: Aug 2, 2021

 [Distribution Dates and Amounts Announced for Eaton Vance Closed-End Funds](#)
[Download](#) - Last updated: Aug 2, 2021

 [Eaton Vance Closed-End Funds Release Estimated Sources of Distribution](#)
[Download](#) - Last updated: Jul 30, 2021

 [Distribution Dates and Amounts Announced for Eaton Vance Closed-End Funds](#)
[Download](#) - Last updated: Jul 1, 2021

 [Eaton Vance Closed-End Funds Release Estimated Sources of Distributions](#)
[Download](#) - Last updated: Jun 30, 2021

 [Distribution Dates and Amounts Announced for Eaton Vance Closed-End Funds](#)
[Download](#) - Last updated: Jun 1, 2021

 [Eaton Vance Closed-End Funds Release Estimated Sources of Distributions](#)
[Download](#) - Last updated: May 28, 2021

 [Distribution Dates and Amounts Announced for Eaton Vance Closed-End Funds](#)
[Download](#) - Last updated: May 3, 2021


 [Eaton Vance Closed-End Funds Release Estimated Sources of Distributions](#)
[Download](#) - Last updated: Apr 30, 2021

 [Distribution Dates and Amounts for Eaton Vance Closed-End Funds](#)
[Download](#) - Last updated: Apr 1, 2021

 [Eaton Vance Closed-End Funds Release Estimated Sources of Distributions](#)
[Download](#) - Last updated: Mar 31, 2021

 [Distribution Dates and Amounts Announced for Eaton Vance Closed-End Funds](#)
[Download](#) - Last updated: Mar 1, 2021

 [Eaton Vance Closed-End Funds Release Estimated Sources of Distributions](#)
[Download](#) - Last updated: Feb 26, 2021

 [Results of Joint Special Shareholder Meeting of Certain Eaton Vance Closed-End Funds](#)
[Download](#) - Last updated: Feb 17, 2021

 [Distribution Dates and Amounts Announced for Eaton Vance Closed-End Funds](#)
[Download](#) - Last updated: Feb 1, 2021



Eaton Vance Closed-End Funds Release Estimated Sources of Distribution

[Download](#) - Last updated: Jan 29, 2021



Results of Joint Special Shareholder Meeting of Certain Eaton Vance Closed-End Funds

[Download](#) - Last updated: Jan 25, 2021



Corrected Results of Joint Special Shareholder Meeting of Certain Eaton Vance Closed-End Funds

[Download](#) - Last updated: Jan 12, 2021



Results of Joint Special Shareholder Meeting of Certain Eaton Vance Closed-End Funds

[Download](#) - Last updated: Jan 8, 2021



Distribution Dates and Amounts Announced for Eaton Vance Closed-End Funds

[Download](#) - Last updated: Jan 4, 2021



Eaton Vance Closed-End Funds Release Estimated Sources of Distribution

[Download](#) - Last updated: Dec 31, 2020



Certain Eaton Vance Closed-End Funds Joint Special Meeting of Shareholders on January 7, 2021 Will Be a Virtual Meeting

[Download](#) - Last updated: Dec 23, 2020



Distribution Dates and Amounts Announced for Eaton Vance Closed-End Funds

[Download](#) - Last updated: Dec 1, 2020



Eaton Vance Closed-End Funds Release Estimated Sources of Distribution

[Download](#) - Last updated: Nov 30, 2020



Eaton Vance Closed-End Funds Announce Board Approval of New Investment Advisory and Sub-Advisory Agreements

[Download](#) - Last updated: Nov 10, 2020



Distribution Dates and Amounts Announced for Eaton Vance Closed-End Funds

[Download](#) - Last updated: Nov 2, 2020



Eaton Vance Closed-End Funds Release Estimated Sources of Distribution

[Download](#) - Last updated: Oct 30, 2020



Eaton Vance Closed-End Funds Announce Record and Meeting Dates For Joint Special Meeting of Shareholders

[Download](#) - Last updated: Oct 29, 2020



Distribution Dates and Amounts Announced for Eaton Vance Closed-End Funds

[Download](#) - Last updated: Oct 1, 2020



Eaton Vance Closed-End Funds Release Estimated Sources of Distribution

[Download](#) - Last updated: Sep 30, 2020



Distribution Dates and Amounts Announced for Eaton Vance Closed-End Funds

[Download](#) - Last updated: Sep 1, 2020



Eaton Vance Closed-End Funds Release Estimated Sources of Distribution

[Download](#) - Last updated: Aug 31, 2020

 [Distribution Dates and Amounts Announced for Eaton Vance Closed-End Funds](#)
[Download](#) - Last updated: Aug 3, 2020

 [Eaton Vance Closed-End Funds Release Estimated Sources of Distribution](#)
[Download](#) - Last updated: Jul 31, 2020

 [Certain Eaton Vance Closed-End Funds Announce Telephonic Annual Meeting of Shareholders on August 13, 2020](#)
[Download](#) - Last updated: Jul 27, 2020

 [Distribution Dates and Amounts Announce for Eaton Vance Closed-End Funds](#)
[Download](#) - Last updated: Jul 1, 2020

 [Eaton Vance Closed-End Funds Release Estimated Sources of Distribution](#)
[Download](#) - Last updated: Jun 30, 2020

 [Distribution Dates and Amounts Announced for Eaton Vance Closed-End Funds and Portfolio Managers of Eaton Have High Income 2021 Target Term Trust \(NYSE: EHT\)](#)
[Download](#) - Last updated: Jan 2, 2020

 [Eaton Vance Tax-Advantaged Global Dividend Income Fund Adopts Managed Distribution Plan and Declares Monthly Distribution](#)
[Download](#) - Last updated: Jul 2, 2018

 [UNII Report](#)
[Download](#) - Last updated: Jun 30, 2018

 [UNII Report](#)
[Download](#) - Last updated: May 31, 2018

 [UNII Report](#)
[Download](#) - Last updated: Apr 30, 2018


 [UNII Report](#)
[Download](#) - Last updated: Mar 31, 2018

 [UNII Report](#)
[Download](#) - Last updated: Feb 28, 2018

 [UNII Report](#)
[Download](#) - Last updated: Jan 31, 2018

 [Closed-End Fund Earnings Undistributed Net Income Information](#)
[Download](#) - Last updated: Dec 31, 2017

 [Closed-End Fund Earnings Undistributed Net Income Information](#)
[Download](#) - Last updated: Nov 30, 2017

 [Eaton Vance Global Dividend Closed-End Funds Announce Appointment of Sub-Adviser](#)
[Download](#) - Last updated: Nov 1, 2017

 [Closed-End Fund Earnings Undistributed Net Income Information](#)

 [Download](#) - Last updated: Oct 31, 2017

 [Closed-End Fund Earnings Undistributed Net Income Information](#)
[Download](#) - Last updated: Sep 30, 2017

 [Closed-End Fund Earnings Undistributed Net Income Information](#)
[Download](#) - Last updated: Aug 31, 2017

 [Closed-End Fund Earnings Undistributed Net Income Information](#)
[Download](#) - Last updated: Jul 31, 2017

 [Closed-End Fund Earnings Undistributed Net Income Information](#)
[Download](#) - Last updated: Jun 30, 2017

 [Closed-End Fund Earnings Undistributed Net Income Information](#)
[Download](#) - Last updated: May 31, 2017

 [Distribution Dates and Amounts Announced for Eaton Vance Closed-End Funds](#)
[Download](#) - Last updated: May 1, 2017

 [Closed-End Fund Earnings Undistributed Net Income Information](#)
[Download](#) - Last updated: Apr 30, 2017

 [Distribution Dates and Amounts Announced for Eaton Vance Closed-End Funds](#)
[Download](#) - Last updated: Apr 3, 2017

 [Closed-End Fund Earnings Undistributed Net Income Information](#)
[Download](#) - Last updated: Mar 31, 2017

 [Closed-End Fund Earnings Undistributed Net Income Information](#)
[Download](#) - Last updated: Feb 28, 2017

 [Closed-End Fund Earnings Undistributed Net Income Information](#)
[Download](#) - Last updated: Jan 31, 2017

 [Closed-End Fund Earnings Undistributed Net Income Information](#)
[Download](#) - Last updated: Dec 31, 2016

 [Closed-End Fund Earnings Undistributed Net Income Information](#)
[Download](#) - Last updated: Nov 30, 2016

 [Closed-End Fund Earnings Undistributed Net Income Information](#)
[Download](#) - Last updated: Oct 31, 2016

 [Closed-End Fund Earnings Undistributed Net Income Information](#)
[Download](#) - Last updated: Sep 30, 2016

 [Closed-End Fund Earnings Undistributed Net Income Information](#)
[Download](#) - Last updated: Aug 31, 2016

 [Closed-End Fund Earnings Undistributed Net Income Information](#)
[Download](#) - Last updated: Jul 31, 2016

 [Closed-End Fund Earnings Undistributed Net Income Information](#)

[Download](#) - Last updated: Jun 30, 2016

 [Closed-End Fund Earnings Undistributed Net Income Information](#)
[Download](#) - Last updated: May 31, 2016


 [Closed-End Fund Earnings Undistributed Net Income Information](#)
[Download](#) - Last updated: Apr 30, 2016

 [Closed-End Fund Earnings Undistributed Net Income Information](#)
[Download](#) - Last updated: Mar 31, 2016

 [Closed-End Fund Earnings Undistributed Net Income Information](#)
[Download](#) - Last updated: Feb 29, 2016

 [Closed-End Fund Earnings Undistributed Net Income Information](#)
[Download](#) - Last updated: Dec 31, 2015

 [Eaton Vance Global Dividend Closed-End Funds Announce Appointment of Sub-Adviser](#)
[Download](#) - Last updated: Dec 4, 2015

 [Eaton Vance Tax-Advantaged Dividend Income Funds Announce Changes In Investment Policies](#)
[Download](#) - Last updated: Oct 23, 2015


 [Eaton Vance Closed-End Funds Adopt Share Repurchase Programs](#)
[Download](#) - Last updated: Nov 15, 2013

 [EVT-ETG-ETO Announce Change in Investment Policies](#)
[Download](#) - Last updated: Aug 7, 2012

 [Proxy Statement](#)
[Download](#) - Last updated: Jun 23, 2022

 [Section 16 Filings - www.sec.gov](#)
[Download](#) - Last updated: Jun 30, 2011

 [Semi-Annual Report](#)
[Download](#) - Last updated: Apr 30, 2022



HEADQUARTERS

Two International Place
Boston, MA 02110

Investments

[Eaton Vance Funds](#)

[Parametric Funds](#)

[Calvert Funds](#)

[Separately Managed Accounts](#)

[Closed-End Funds and Term Trusts](#)

Insights

[Advisory Blog](#)

[Monthly Market Monitor](#)

[Market Update Events](#)

[The Advisor Institute](#)

Taxes & Tools

[Investment Tax Center](#)

[Tax Information](#)

[Investment Tax Calculator](#)

[Laddered Investing Interest Rate Scenario Tool](#)

[Concentrated Stock Position Calculator](#)

[Tax-Equivalent Yield Calculator](#)

Resources

[Forms & E-Delivery](#)

[Mutual Funds & Abandoned Property](#)

[DST Vision](#)

[AdvisorCentral](#)

[Accessibility](#) | [Business Continuity](#) | [Privacy & Security](#) | [Terms & Conditions](#) | [Careers](#) | [Contact](#) | [Investor Account Access](#)

Eaton Vance is part of Morgan Stanley Investment Management, the asset management division of Morgan Stanley.

 *This image indicates content designed specifically for Financial Advisors / Investment Professionals. This material is not to be used with the public.*

NOT FDIC INSURED | OFFER NO BANK GUARANTEE | MAY LOSE VALUE | NOT INSURED BY ANY FEDERAL GOVERNMENT AGENCY | NOT A DEPOSIT

Eaton Vance does not provide tax or legal advice. Prospective investors should consult with a tax or legal advisor before making any investment decision.

The information on this Web page is for U.S. residents only and does not constitute an offer to sell, or a solicitation of an offer to purchase, securities in any jurisdiction to any person to whom it is not lawful to make such an offer.

© Eaton Vance Management. All rights reserved.

Publication details: Sunday, June 26, 2022 5:17 AM

Page ID: ETG - <https://funds.eatonvance.com/tax-advantaged-global-dividend-income-fund-etg.php>