



New York Municipal Bond Fund

ENX

Symbol

\$10.61 ▲\$0.07

NAV as of Dec 1, 2022

\$9.18 ▲\$0.03

MKT as of Dec 1, 2022

-13.48%

Premium/Discount
as of Dec 1, 2022



Fact Sheet
Sep 30, 2022



CEF Connect - ENX



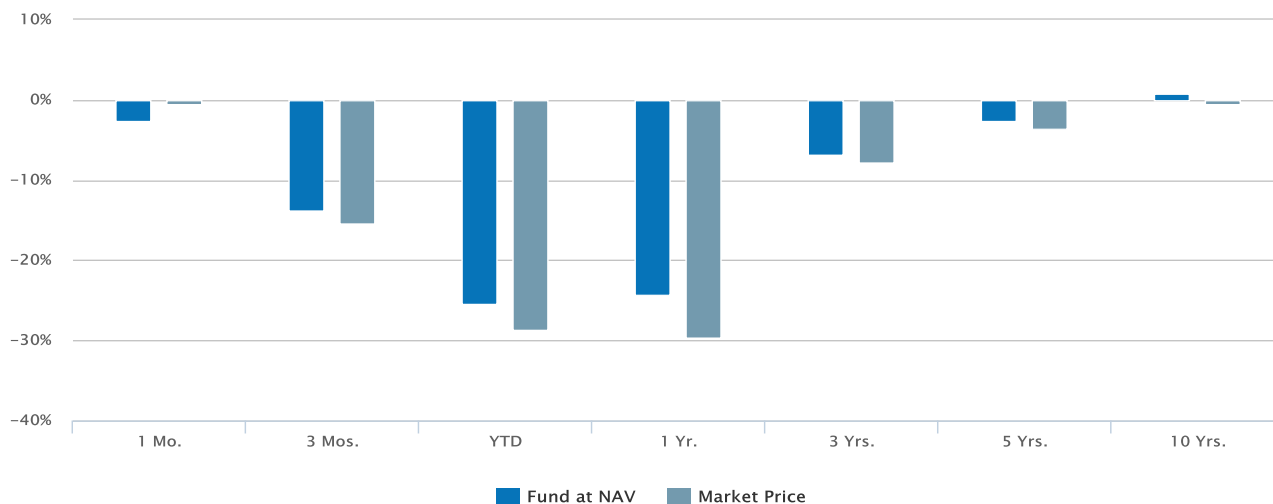
UNII Report
Oct 31, 2022

Overview

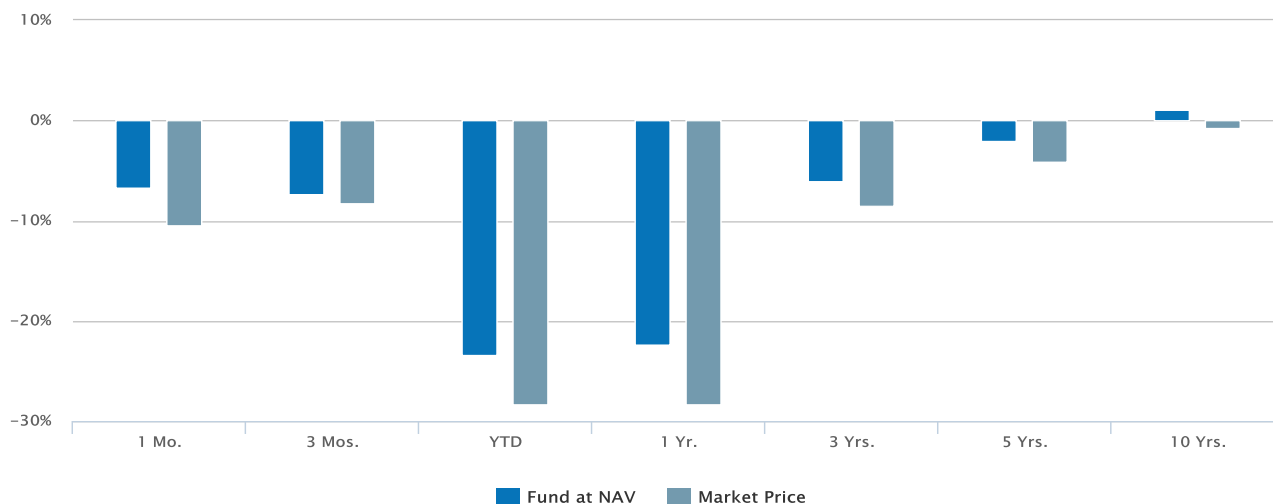
Historical Returns (%)

as of Sep 30, 2022

10/31/2022



09/30/2022



10/31/2022

Fund at NAV	-2.68	-13.72	-25.41	-24.27	-6.85	-2.57	0.71
Market Price	-0.48	-15.37	-28.64	-29.65	-7.78	-3.59	-0.59

09/30/2022

Fund at NAV	-6.68	-7.35	-23.36	-22.30	-6.02	-2.06	1.04
Market Price	-10.43	-8.27	-28.30	-28.32	-8.46	-4.15	-0.70

Past performance is no guarantee of future results. Investment return and principal value will fluctuate so that shares, when sold, may be worth more or less than their original cost. Performance is for the stated time period only; due to market volatility, the Fund's current performance may be lower or higher than quoted. The Fund's performance at market price will differ from its results at NAV. Returns are historical and are calculated by determining the percentage change in net asset value or market price (as applicable) with all distributions reinvested and includes management fees and other expenses. Until the reinvestment of Fund distributions is completed, returns are calculated using the lower of the net asset value or market price of the shares on the distribution ex date. Once the reinvestment is complete, returns are calculated using the average reinvestment price. Performance less than or equal to one year is cumulative.

Distribution Rates¹

as of Dec 01, 2022

Distribution Rate at NAV	3.36%
Taxable-Equivalent Distribution Rate at NAV	6.95%
Distribution Rate at Market Price	3.90%
Taxable-Equivalent Distribution Rate at Market Price	8.06%

Fund Facts

as of Oct 31, 2022

Performance Inception	08/30/2002
Investment Objective	Current income
CUSIP	27827Y109

Fund Facts

Performance Inception	08/30/2002
Investment Objective	Current income
CUSIP	27827Y109

Expense Ratios (%)²

as of Annual Report dated 09/30/2021

Management Fees	0.95
Other Expenses	0.11
Total Expenses (ex Interest and Fee Expense)	1.06
Interest and Fee Expense	0.35
Total Expenses	1.41

Portfolio Management

[Chris J. Eustance, CFA](#)

[Managed Fund since 2019](#)

The information included herein does not reflect securities deemed to be held by the Fund pursuant to financial accounting standard 140 (FAS 140).

The information contained herein is provided for informational purposes only and does not constitute a solicitation of an offer to buy or sell Fund shares. Common shares of the Fund are only available for purchase and sale at current market price on a stock exchange. There is no assurance that the Fund will achieve its investment objective. The Fund is subject to numerous risks, including investment risks. Shares of closed-end funds often trade at a discount from their net asset value. The Fund is not a complete investment program and you may lose money investing in the Fund. An investment in the Fund may not be appropriate for all investors. Investors should review and consider carefully the Fund's investment objective, risks, charges and expenses.

The premium/discount is calculated as [(market price/NAV)-1].

Links to Morningstar Fact Sheet and CEF Connect: By clicking on the link from this page to the Morningstar fact sheet or CEF Connect, you will leave the Eaton Vance website. Eaton Vance is not responsible for the content of any such third-party website. See “Terms and Conditions” below.

1. Distribution Rate at NAV and Market Price is calculated by dividing the last distribution paid per share (annualized) by NAV or market price, respectively. For National Municipal Funds, Taxable-Equivalent Distribution Rate at NAV and Market Price is calculated using a 40.8% tax rate (equals maximum individual federal tax rate adjusted for the Medicare surtax). For Single-State Municipal Funds, Taxable-Equivalent Distribution Rates also reflect maximum effective individual state income tax rates. Local income taxes that may apply are not considered. A Fund's distributions in any period may be more or less than the net return earned by the Fund on its investments, and therefore should not be used as a measure of performance or confused with “yield” or “income.”

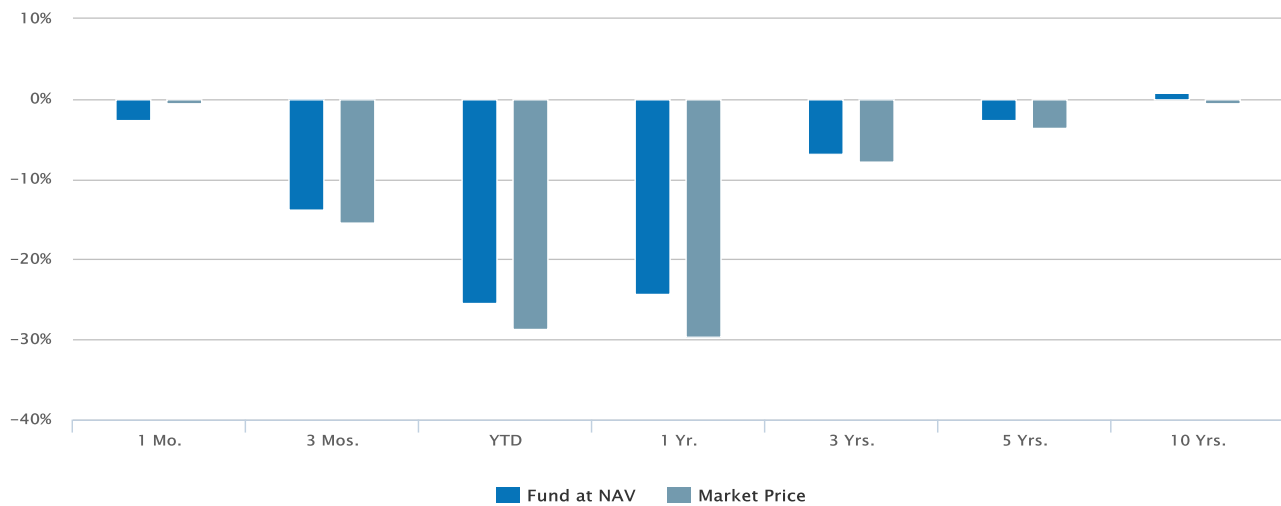
2. Interest and fee expense relates to the liability for floating rate notes issued in conjunction with residual interest bond transactions.

Performance

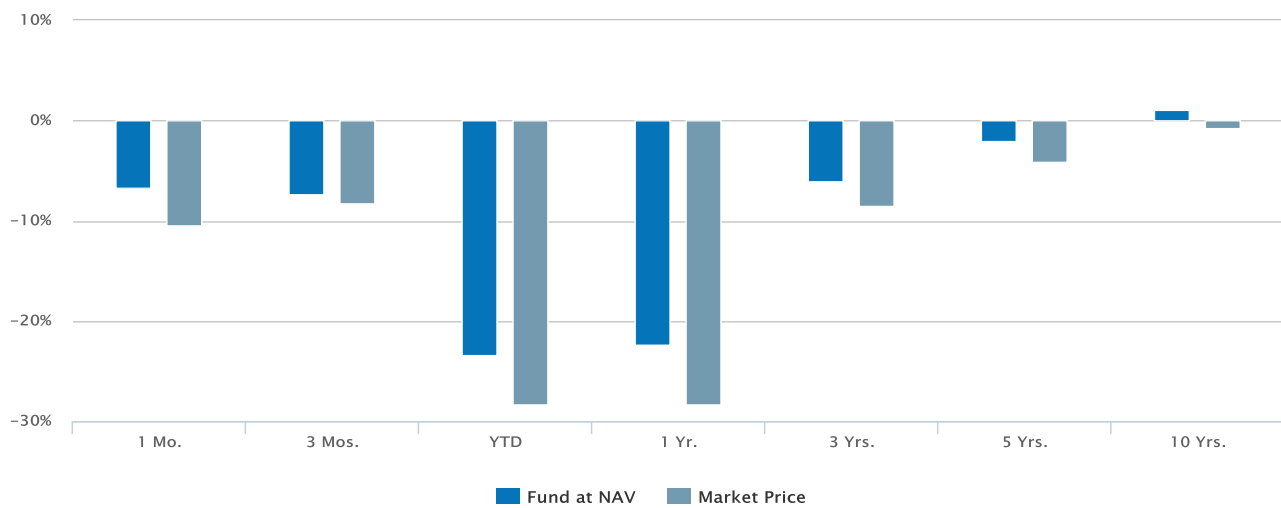
Historical Returns (%)

as of Sep 30, 2022

10/31/2022



09/30/2022



10/31/2022

Fund at NAV	-2.68	-13.72	-25.41	-24.27	-6.85	-2.57	0.71
Market Price	-0.48	-15.37	-28.64	-29.65	-7.78	-3.59	-0.59
09/30/2022							
Fund at NAV	-6.68	-7.35	-23.36	-22.30	-6.02	-2.06	1.04

Market Price	-10.43	-8.27	-28.30	-28.32	-8.46	-4.15	-0.70
---------------------	--------	-------	--------	--------	-------	-------	-------

Past performance is no guarantee of future results. Investment return and principal value will fluctuate so that shares, when sold, may be worth more or less than their original cost. Performance is for the stated time period only; due to market volatility, the Fund's current performance may be lower or higher than quoted. The Fund's performance at market price will differ from its results at NAV. Returns are historical and are calculated by determining the percentage change in net asset value or market price (as applicable) with all distributions reinvested and includes management fees and other expenses. Until the reinvestment of Fund distributions is completed, returns are calculated using the lower of the net asset value or market price of the shares on the distribution ex date. Once the reinvestment is complete, returns are calculated using the average reinvestment price. Performance less than or equal to one year is cumulative.

Calendar Year Returns (%)

	2012	2013	2014	2015	2016	2017	2018	2019	2020	2021
Fund at NAV	12.83	-7.22	18.39	5.93	-0.68	5.66	0.18	8.82	5.69	2.16
Market Price	4.84	-14.08	17.51	10.49	-1.45	5.28	-6.38	14.41	6.01	2.90

Fund Facts

Performance Inception 08/30/2002

Distribution Rates¹

as of Dec 01, 2022

Distribution Rate at NAV	3.36%
Taxable-Equivalent Distribution Rate at NAV	6.95%
Distribution Rate at Market Price	3.90%
Taxable-Equivalent Distribution Rate at Market Price	8.06%

Distribution History^{3,4}

Ex-Date	Distribution	Reinvest Price
Nov 22, 2022	\$0.02970	
Oct 21, 2022	\$0.02970	\$8.38
Sep 22, 2022	\$0.03300	\$8.62
Aug 23, 2022	\$0.03300	\$9.37
Jul 21, 2022	\$0.03300	\$10.06
Jun 22, 2022	\$0.03300	\$9.50
May 23, 2022	\$0.03300	\$9.96
Apr 21, 2022	\$0.03300	\$9.58
Mar 23, 2022	\$0.03550	\$10.51
Feb 17, 2022	\$0.03550	\$11.15

[View All](#)

No records in this table indicates that there has not been a distribution greater than .0001 within the past 3 years.

Tax Character of Distributions

Exempt-Interest Dividends

	Non-AMT	AMT	Total	Non-Qualified Ordinary Dividends	Capital Gain Distributions	Nondividend Distributions	Total Distributions
Distributions (\$)							
2021	\$0.46	\$0.02	\$0.48	\$0.00		\$0.01	\$0.49
2020	\$0.48	\$0.01	\$0.49	\$0.01	\$0.00	\$0.00	\$0.50
2019	\$0.48	\$0.00	\$0.48	\$0.00	\$0.00	\$0.01	\$0.49
2018	\$0.54	\$0.00	\$0.54	\$0.00	\$0.00	\$0.00	\$0.54
2017	\$0.62	\$0.00	\$0.62	\$0.00	\$0.00	\$0.00	\$0.62
2016	\$0.69	\$0.00	\$0.69	\$0.00	\$0.00	\$0.00	\$0.69
2015	\$0.72	\$0.00	\$0.72	\$0.00	\$0.00	\$0.00	\$0.72
2014	\$0.69	\$0.00	\$0.69	\$0.01	\$0.00	\$0.00	\$0.70
2013	\$0.69	\$0.00	\$0.69	\$0.00	\$0.00	\$0.00	\$0.69
2012	\$0.71	\$0.00	\$0.71	\$0.00	\$0.00	\$0.00	\$0.71
2011	\$0.82	\$0.00	\$0.82	\$0.00	\$0.00	\$0.00	\$0.82
2010	\$0.83	\$0.00	\$0.83	\$0.00	\$0.00	\$0.00	\$0.83
2009	\$0.76	\$0.00	\$0.76	\$0.00	\$0.00	\$0.00	\$0.76
2008	\$0.71	\$0.00	\$0.71	\$0.00	\$0.00	\$0.00	\$0.71
2007	\$0.71	\$0.00	\$0.71	\$0.00	\$0.00	\$0.00	\$0.71
2006	\$0.75	\$0.00	\$0.75	\$0.00	\$0.00	\$0.00	\$0.75
2005	\$0.81	\$0.00	\$0.81	\$0.00	\$0.00	\$0.00	\$0.81
Distributions (%)							
2020	95.86%	2.85%	98.71%	1.29%	0.00%	0.00%	100.00%
2019	96.76%	0.44%	97.19%	0.00%	0.00%	2.81%	100.00%
2018	100.00%	0.00%	100.00%	0.00%	0.00%	0.00%	100.00%
2017	100.00%	0.00%	100.00%	0.00%	0.00%	0.00%	100.00%
2016	99.19%	0.00%	99.19%	0.81%	0.00%	0.00%	100.00%
2015	99.71%	0.00%	99.71%	0.29%	0.00%	0.00%	100.00%
2014	99.37%	0.00%	99.37%	0.63%	0.00%	0.00%	100.00%
2013	100.00%	0.00%	100.00%	0.00%	0.00%	0.00%	100.00%
2012	99.87%	0.00%	99.87%	0.13%	0.00%	0.00%	100.00%
2011	99.89%	0.00%	99.89%	0.11%	0.00%	0.00%	100.00%
2010	100.00%	0.00%	100.00%	0.00%	0.00%	0.00%	100.00%
2009	99.97%	0.00%	99.97%	0.03%	0.00%	0.00%	100.00%
2008	99.98%	0.00%	99.98%	0.02%	0.00%	0.00%	100.00%
2007	100.00%	0.00%	100.00%	0.00%	0.00%	0.00%	100.00%
2006	100.00%	0.00%	100.00%	0.00%	0.00%	0.00%	100.00%
2005	100.00%	0.00%	100.00%	0.00%	0.00%	0.00%	100.00%

The information contained herein is provided for informational purposes only and does not constitute a solicitation of an offer to buy or sell Fund shares. Common shares of the Fund are only available for purchase and sale at current market price on a stock exchange. There is no assurance that the Fund will achieve its investment objective. The Fund is subject to numerous risks, including investment risks. Shares of closed-end funds often trade at a discount from their net asset value. The Fund is not a complete investment program and you may lose money investing in the Fund. An investment in the Fund may not be appropriate for all investors. Investors should review and consider carefully the Fund's investment objective, risks, charges and expenses.

The premium/discount is calculated as $[(\text{market price}/\text{NAV})-1]$.

Links to Morningstar Fact Sheet and CEF Connect: By clicking on the link from this page to the Morningstar fact sheet or CEF Connect, you will leave the Eaton Vance website. Eaton Vance is not responsible for the content of any such third-party website. See "Terms and Conditions" below.

1. Distribution Rate at NAV and Market Price is calculated by dividing the last distribution paid per share (annualized) by NAV or market price, respectively. For National Municipal Funds, Taxable-Equivalent Distribution Rate at NAV and Market Price is calculated using a 40.8% tax rate (equals maximum individual federal tax rate adjusted for the Medicare surtax). For Single-State Municipal Funds, Taxable-Equivalent Distribution Rates also reflect maximum effective individual state income tax rates. Local income taxes that may apply are not considered. A Fund's distributions in any period may be more or less than the net return earned by the Fund on its investments, and therefore should not be used as a measure of performance or confused with "yield" or "income."

3. See "Tax Character of Distributions". For information about any distributions in the current year estimated to include non-dividend distributions or capital gains, please refer to [Eaton Vance Closed-End Fund Distribution Notices \(19a\)](#).

4. A nondividend or return of capital distribution may include, for example, a return of some or all of the money that an investor invested in Fund shares, which can cause the Fund's NAV to erode.

Portfolio

Fund Holdings^{5,6}

as of Oct 31, 2022

Holding	Coupon Rate	Maturity Date	% of Net Assets
State of New York Sales Tax Revenue	5.00%	03/15/2023	4.47%
Metropolitan Transportation Authority	4.00%	11/15/2048	3.44%
New York City Transitional Finance Authority Future Tax Secured Revenue	4.00%	05/01/2042	2.85%
Northwell Health Obligated Group	5.00%	05/01/2052	2.54%
BCRE90 West Street LLC	2.20%	03/15/2036	2.32%
Syracuse University	5.00%	12/01/2023	2.30%
New York City Transitional Finance Authority Future Tax Secured Revenue	4.00%	08/01/2041	1.97%
Montefiore Obligated Group	4.00%	08/01/2036	1.97%
Garnet Health Medical Center Obligated Group	5.00%	12/01/2045	1.96%
Ulster County Resource Recovery Agency	0.00%	03/01/2025	1.93%

[View All](#)

The information included herein does not reflect securities deemed to be held by the Fund pursuant to financial accounting standard 140 (FAS 140).

The information contained herein is provided for informational purposes only and does not constitute a solicitation of an offer to buy or sell Fund shares. Common shares of the Fund are only available for purchase and sale at current market price on a stock exchange. There is no assurance that the Fund will achieve its investment objective. The Fund is subject to numerous risks, including investment risks. Shares of closed-end funds often trade at a discount from their net asset value. The Fund is not a complete investment program and you may lose money investing in the Fund. An investment in the Fund may not be appropriate for all investors. Investors should review and consider carefully the Fund's investment objective, risks, charges and expenses.

The premium/discount is calculated as $[(\text{market price}/\text{NAV})-1]$.

Links to Morningstar Fact Sheet and CEF Connect: By clicking on the link from this page to the Morningstar fact sheet or CEF Connect, you will leave the Eaton Vance website. Eaton Vance is not responsible for the content of any such third-party website. See “Terms and Conditions” below.

5. The following list reflects unaudited securities holdings (excluding derivatives positions). Holdings information may differ if presented as of trade date. Due to rounding, holdings of less than 0.005% may show as 0.00%. Portfolio information subject to change due to active management.

6. Percent of total net assets.

Management



Chris J. Eustance, CFA
Executive Director, Portfolio
Manager
Joined Eaton Vance 2007

Biography

Christopher Eustance is a portfolio manager on the Municipals team. He is responsible for buy and sell decisions, portfolio construction and risk management for the firm’s municipal bond strategies. He joined Eaton Vance in 2007. Morgan Stanley acquired Eaton Vance in March 2021.

Chris began his career in the investment management industry in 2005. Before joining Eaton Vance, he was a senior associate at State Street Bank and Trust.

Chris earned a B.S. from Boston College. He is a member of the CFA Society Boston and is a CFA charterholder.

Education

- B.S. Boston College

Experience

- Managed Fund since 2019

Literature

Literature



Fact Sheet

[Download](#) - Last updated: Sep 30, 2022



Report of Organizational Actions Affecting Basis of Securities

[Download](#) - Last updated: Oct 28, 2019



Annual Report

[Download](#) - Last updated: Sep 30, 2022



Q1 Holdings

[Download](#) - Last updated: Dec 31, 2021



Q3 Holdings

[Download](#) - Last updated: Jun 30, 2022



Holdings - Form N-PORT

[Download](#)



Auction Preferred Shares Market Update

[Download](#) - Last updated: Dec 1, 2021



Distribution Dates and Amounts Announced for Eaton Vance Closed-End Funds

[Download](#) - Last updated: Dec 1, 2022



Distribution Dates and Amounts Announced for Eaton Vance Closed-End Funds

[Download](#) - Last updated: Nov 1, 2022



UNII Report

[Download](#) - Last updated: Oct 31, 2022



Distribution Dates and Amounts Announced for Eaton Vance Closed-End Funds

[Download](#) - Last updated: Oct 3, 2022



Distribution Dates and Amounts Announced for Eaton Vance Closed-End Funds

[Download](#) - Last updated: Sep 1, 2022



Distribution Dates and Amounts Announced for Eaton Vance Closed-End Funds

[Download](#) - Last updated: Aug 1, 2022



Distribution Dates and Amounts Announced for Eaton Vance Closed-End Funds

[Download](#) - Last updated: Jul 1, 2022



Distribution Dates and Amounts Announced for Eaton Vance Closed-End Funds

[Download](#) - Last updated: Jun 1, 2022



Distribution Dates and Amounts Announced for Eaton Vance Closed-End Funds

[Download](#) - Last updated: May 2, 2022



Distribution Dates and Amounts Announced for Eaton Vance Closed-End Funds

[Download](#) - Last updated: Apr 1, 2022



Distribution Dates and Amounts Announced for Eaton Vance Closed-End Funds

[Download](#) - Last updated: Mar 1, 2022



UNII Report

[Download](#) - Last updated: Feb 28, 2022



Distribution Dates and Amounts Announced for Eaton Vance Closed-End Funds

[Download](#) - Last updated: Feb 1, 2022



UNII Report

[Download](#) - Last updated: Jan 31, 2022



Distribution Dates and Amounts Announced for Eaton Vance Closed-End Funds

[Download](#) - Last updated: Jan 3, 2022



UNII Report

[Download](#) - Last updated: Dec 31, 2021



Distribution Dates and Amounts Announced for Eaton Vance Closed-End Funds

[Download](#) - Last updated: Dec 1, 2021



Distribution Dates and Amounts Announced for Eaton Vance Closed-End Funds

[Download](#) - Last updated: Nov 1, 2021

 Eaton Vance Management Announces Changes to Portfolio Management Team of Certain Municipal Closed-End Funds

[Download](#) - Last updated: Oct 1, 2021

 Distribution Dates and Amounts Announced for Eaton Vance Closed-End Funds

[Download](#) - Last updated: Oct 1, 2021

 UNII Report

[Download](#) - Last updated: Sep 30, 2021

 Distribution Dates and Amounts Announced for Eaton Vance Closed-End Funds

[Download](#) - Last updated: Sep 1, 2021

 UNII Report

[Download](#) - Last updated: Aug 31, 2021

 Distribution Dates and Amounts Announced for Eaton Vance Closed-End Funds

[Download](#) - Last updated: Aug 2, 2021

 UNII Report

[Download](#) - Last updated: Jul 31, 2021

 Distribution Dates and Amounts Announced for Eaton Vance Closed-End Funds

[Download](#) - Last updated: Jul 1, 2021

 UNII Report

[Download](#) - Last updated: Jun 30, 2021

 Certain Eaton Vance Closed-End Funds Announce Telephonic Annual Meeting Of Shareholders On July 15, 2021

[Download](#) - Last updated: Jun 30, 2021

 Distribution Dates and Amounts Announced for Eaton Vance Closed-End Funds

[Download](#) - Last updated: Jun 1, 2021

 UNII Report

[Download](#) - Last updated: May 31, 2021

 Distribution Dates and Amounts Announced for Eaton Vance Closed-End Funds

[Download](#) - Last updated: May 3, 2021

 UNII Report

[Download](#) - Last updated: Apr 30, 2021

 Distribution Dates and Amounts for Eaton Vance Closed-End Funds

[Download](#) - Last updated: Apr 1, 2021

 UNII Report

[Download](#) - Last updated: Mar 31, 2021


 Distribution Dates and Amounts Announced for Eaton Vance Closed-End Funds


[Download](#) - Last updated: Mar 1, 2021


 UNII Report

[Download](#) - Last updated: Feb 28, 2021

 [Distribution Dates and Amounts Announced for Eaton Vance Closed-End Funds](#)
[Download](#) - Last updated: Feb 1, 2021

 [UNII Report](#)
[Download](#) - Last updated: Jan 31, 2021


 [Corrected Results of Joint Special Shareholder Meeting of Certain Eaton Vance Closed-End Funds](#)
[Download](#) - Last updated: Jan 12, 2021

 [Results of Joint Special Shareholder Meeting of Certain Eaton Vance Closed-End Funds](#)
[Download](#) - Last updated: Jan 8, 2021

 [Distribution Dates and Amounts Announced for Eaton Vance Closed-End Funds](#)
[Download](#) - Last updated: Jan 4, 2021

 [UNII Report](#)
[Download](#) - Last updated: Dec 31, 2020

 [Certain Eaton Vance Closed-End Funds Joint Special Meeting of Shareholders on January 7, 2021 Will Be a Virtual Meeting](#)
[Download](#) - Last updated: Dec 23, 2020

 [UNII Report](#)
[Download](#) - Last updated: Nov 30, 2020

 [Eaton Vance Closed-End Funds Announce Board Approval of New Investment Advisory and Sub-Advisory Agreements](#)
[Download](#) - Last updated: Nov 10, 2020

 [UNII Report](#)
[Download](#) - Last updated: Oct 31, 2020

 [Eaton Vance Closed-End Funds Announce Record and Meeting Dates For Joint Special Meeting of Shareholders](#)
[Download](#) - Last updated: Oct 29, 2020


 [UNII Report](#)
[Download](#) - Last updated: Sep 30, 2020


 [UNII Report](#)
[Download](#) - Last updated: Aug 31, 2020

 [UNII Report](#)
[Download](#) - Last updated: Jul 31, 2020


 [Certain Eaton Vance Closed-End Funds Announce Telephonic Annual Meeting of Shareholders on July 16, 2020](#)
[Download](#) - Last updated: Jul 1, 2020


 [UNII Report](#)
[Download](#) - Last updated: Jun 30, 2020

 **UNII Report**
[Download](#) - Last updated: May 31, 2020


 **UNII Report**
[Download](#) - Last updated: Apr 30, 2020

 **UNII Report**
[Download](#) - Last updated: Mar 31, 2020


 **UNII Report**
[Download](#) - Last updated: Jan 31, 2020

 **Distribution Dates and Amounts Announced for Eaton Vance Closed-End Funds and Portfolio Managers of Eaton Have High Income 2021 Target Term Trust (NYSE: EHT)**
[Download](#) - Last updated: Jan 2, 2020

 **UNII Report**
[Download](#) - Last updated: Dec 31, 2019

 **UNII Report**
[Download](#) - Last updated: Dec 17, 2019

 **Eaton Vance Adds Portfolio Managers for Certain Closed-End Funds**
[Download](#) - Last updated: Dec 16, 2019

 **UNII Report**
[Download](#) - Last updated: Oct 31, 2019

 **UNII Report**
[Download](#) - Last updated: Sep 30, 2019

 **UNII Report**
[Download](#) - Last updated: Aug 31, 2019

 **UNII Report**
[Download](#) - Last updated: Jul 31, 2019

 **UNII Report**
[Download](#) - Last updated: Jun 30, 2019


 **UNII Report**
[Download](#) - Last updated: May 31, 2019

 **UNII Report**
[Download](#) - Last updated: Apr 30, 2019

 **Eaton Vance Municipal Closed-End Funds Announce Changes to Investment Objective and Strategies**
[Download](#) - Last updated: Apr 24, 2019

 **UNII Report**
[Download](#) - Last updated: Mar 31, 2019

 **UNII Report**
[Download](#) - Last updated: Feb 28, 2019

 **UNII Report**
[Download](#) - Last updated: Jan 31, 2019

 **UNII Report**
[Download](#) - Last updated: Dec 31, 2018

 **Eaton Vance Municipal Closed-End Funds Announce Closing of Mergers**
[Download](#) - Last updated: Dec 17, 2018

 **Eaton Vance Announces Final Distributions Relating to the Reorganizations of Five Municipal Closed-End Funds**
[Download](#) - Last updated: Dec 3, 2018

 **UNII Report**
[Download](#) - Last updated: Nov 30, 2018

 **Eaton Vance Municipal Closed-End Funds Announce Results of Special Shareholder Meetings Relating to Mergers**
[Download](#) - Last updated: Nov 21, 2018

 **UNII Report**
[Download](#) - Last updated: Oct 31, 2018

 **UNII Report**
[Download](#) - Last updated: Sep 30, 2018

 **UNII Report**
[Download](#) - Last updated: Aug 31, 2018

 **UNII Report**
[Download](#) - Last updated: Jul 31, 2018

 **Eaton Vance Municipal Closed-End Funds Announce New Record and Shareholder Meeting Dates**
[Download](#) - Last updated: Jul 27, 2018

 **UNII Report**
[Download](#) - Last updated: Jun 30, 2018

 **Certain Eaton Vance Municipal Closed-End Funds Announce Authorization of Redemption of Preferred Shares**
[Download](#) - Last updated: Jun 1, 2018


 **UNII Report**
[Download](#) - Last updated: May 31, 2018

 **UNII Report**
[Download](#) - Last updated: Apr 30, 2018

 **Eaton Vance Municipal Closed-End Funds Announce Proposed Mergers**
[Download](#) - Last updated: Apr 26, 2018

 **UNII Report**
[Download](#) - Last updated: Mar 31, 2018

 [UNII Report](#)
[Download](#) - Last updated: Feb 28, 2018

 [UNII Report](#)
[Download](#) - Last updated: Jan 31, 2018

 [Closed-End Fund Earnings Undistributed Net Income Information](#)
[Download](#) - Last updated: Dec 31, 2017

 [Closed-End Fund Earnings Undistributed Net Income Information](#)
[Download](#) - Last updated: Nov 30, 2017

 [Closed-End Fund Earnings Undistributed Net Income Information](#)
[Download](#) - Last updated: Oct 31, 2017

 [Closed-End Fund Earnings Undistributed Net Income Information](#)
[Download](#) - Last updated: Sep 30, 2017

 [Closed-End Fund Earnings Undistributed Net Income Information](#)
[Download](#) - Last updated: Aug 31, 2017

 [Closed-End Fund Earnings Undistributed Net Income Information](#)
[Download](#) - Last updated: Jul 31, 2017

 [Closed-End Fund Earnings Undistributed Net Income Information](#)
[Download](#) - Last updated: Jun 30, 2017

 [Closed-End Fund Earnings Undistributed Net Income Information](#)
[Download](#) - Last updated: May 31, 2017

 [Distribution Dates and Amounts Announced for Eaton Vance Closed-End Funds](#)
[Download](#) - Last updated: May 1, 2017

 [Closed-End Fund Earnings Undistributed Net Income Information](#)
[Download](#) - Last updated: Apr 30, 2017

 [Distribution Dates and Amounts Announced for Eaton Vance Closed-End Funds](#)
[Download](#) - Last updated: Apr 3, 2017

 [Closed-End Fund Earnings Undistributed Net Income Information](#)
[Download](#) - Last updated: Mar 31, 2017

 [Closed-End Fund Earnings Undistributed Net Income Information](#)
[Download](#) - Last updated: Feb 28, 2017

 [Closed-End Fund Earnings Undistributed Net Income Information](#)
[Download](#) - Last updated: Jan 31, 2017

 [Closed-End Fund Earnings Undistributed Net Income Information](#)
[Download](#) - Last updated: Dec 31, 2016

 [Closed-End Fund Earnings Undistributed Net Income Information](#)
[Download](#) - Last updated: Nov 30, 2016

 [Closed-End Fund Earnings Undistributed Net Income Information](#)
[Download](#) - Last updated: Oct 31, 2016

 [Closed-End Fund Earnings Undistributed Net Income Information](#)
[Download](#) - Last updated: Sep 30, 2016

 [Closed-End Fund Earnings Undistributed Net Income Information](#)
[Download](#) - Last updated: Aug 31, 2016

 [Closed-End Fund Earnings Undistributed Net Income Information](#)
[Download](#) - Last updated: Jul 31, 2016

 [Closed-End Fund Earnings Undistributed Net Income Information](#)
[Download](#) - Last updated: Jun 30, 2016

 [Closed-End Fund Earnings Undistributed Net Income Information](#)
[Download](#) - Last updated: May 31, 2016

 [Closed-End Fund Earnings Undistributed Net Income Information](#)
[Download](#) - Last updated: Apr 30, 2016

 [Closed-End Fund Earnings Undistributed Net Income Information](#)
[Download](#) - Last updated: Mar 31, 2016


 [Closed-End Fund Earnings Undistributed Net Income Information](#)
[Download](#) - Last updated: Feb 29, 2016


 [Closed-End Fund Earnings Undistributed Net Income Information](#)
[Download](#) - Last updated: Dec 31, 2015

 [Closed-End Fund Earnings Undistributed Net Income Information](#)
[Download](#) - Last updated: Oct 31, 2015

 [Eaton Vance Closed-End Funds Adopt Share Repurchase Programs](#)
[Download](#) - Last updated: Nov 15, 2013

 [Section 16 Filings - www.sec.gov](#)
[Download](#) - Last updated: Jun 30, 2011

 [Semi-Annual Report](#)
[Download](#) - Last updated: Mar 31, 2022



HEADQUARTERS

Two International Place
Boston, MA 02110

Investments

[Eaton Vance Funds](#)

[Parametric Funds](#)

[Calvert Funds](#)

[Separately Managed Accounts](#)

[Closed-End Funds and Term Trusts](#)

Insights

[Advisory Blog](#)

[Monthly Market Monitor](#)

[Market Update Events](#) 

[The Advisor Institute](#)

Taxes & Tools

[Investment Tax Center](#)

[Tax Information](#)

[Investment Tax Calculator](#)

[Laddered Investing Interest Rate
Scenario Tool](#)

[Concentrated Stock Position
Calculator](#)

[Tax-Equivalent Yield Calculator](#)

Resources

[Forms & E-Delivery](#)

[Mutual Funds & Abandoned Property](#)

[DST Vision](#)

[AdvisorCentral](#)

[Accessibility](#) | [Business Continuity](#) | [Privacy & Security](#) | [Terms & Conditions](#) | [Careers](#) | [Contact](#) | [Investor Account Access](#)

Eaton Vance is part of Morgan Stanley Investment Management, the asset management division of Morgan Stanley.

 *This image indicates content designed specifically for Financial Advisors / Investment Professionals. This material is not to be used with the public.*

NOT FDIC INSURED | OFFER NO BANK GUARANTEE | MAY LOSE VALUE | NOT INSURED BY ANY FEDERAL GOVERNMENT AGENCY | NOT A DEPOSIT

Eaton Vance does not provide tax or legal advice. Prospective investors should consult with a tax or legal advisor before making any investment decision.

The information on this Web page is for U.S. residents only and does not constitute an offer to sell, or a solicitation of an offer to purchase, securities in any jurisdiction to any person to whom it is not lawful to make such an offer.

© Eaton Vance Management. All rights reserved.

Publication details: Friday, December 02, 2022 8:22 AM

Page ID: ENX - <https://funds.eatonvance.com/new-york-municipal-bond-fund-enx.php>