



Municipal Income 2028 Term Trust

ETX
Symbol

\$19.04 ▲\$0.06
NAV as of Dec 1, 2022

\$18.60 ▲\$0.00
MKT as of Dec 1, 2022

-2.31%
Premium/Discount
as of Dec 1, 2022

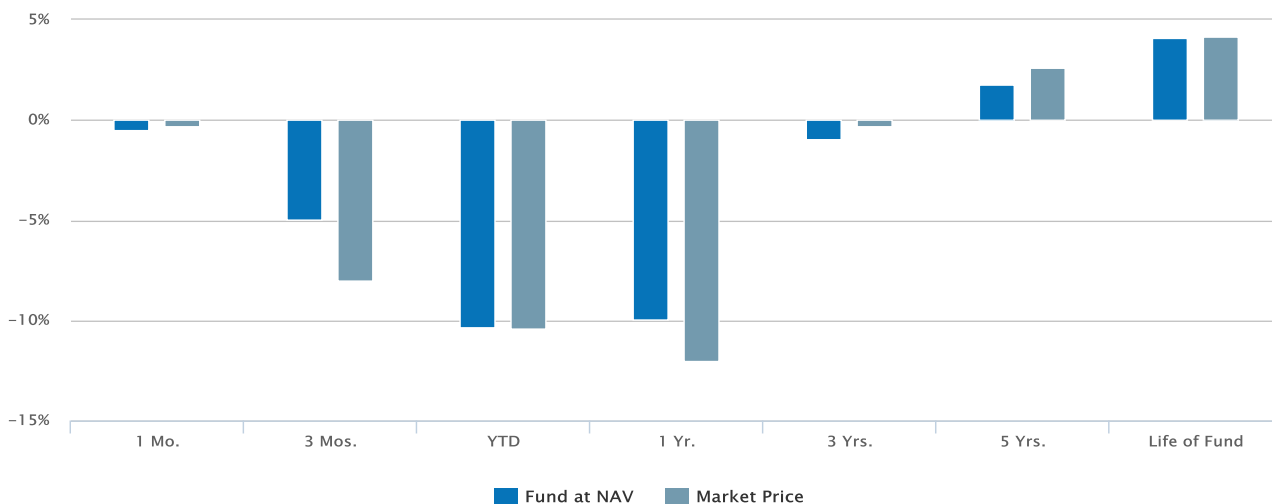
Fact Sheet Sep 30, 2022
 CEF Connect - ETX
UNII Report Oct 31, 2022

Overview

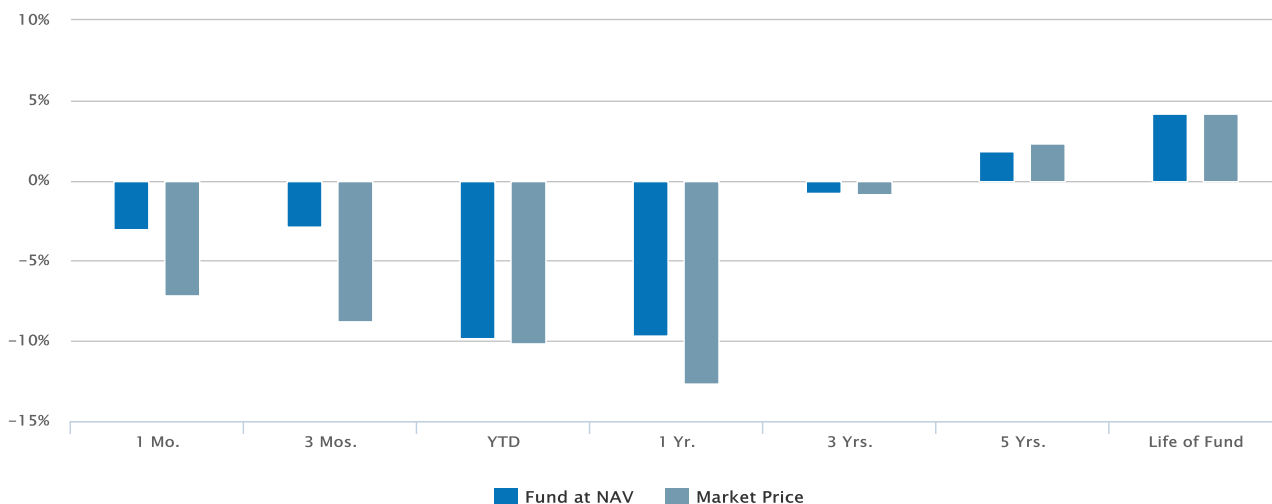
Historical Returns (%)

as of Sep 30, 2022

10/31/2022



09/30/2022



10/31/2022

Fund at NAV	-0.53	-4.98	-10.31	-9.96	-0.95	1.75	4.07
Market Price	-0.28	-8.00	-10.43	-12.05	-0.29	2.62	4.13

09/30/2022

Fund at NAV	-3.00	-2.85	-9.83	-9.65	-0.79	1.83	4.17
Market Price	-7.12	-8.75	-10.18	-12.65	-0.87	2.34	4.20

Past performance is no guarantee of future results. Investment return and principal value will fluctuate so that shares, when sold, may be worth more or less than their original cost. Performance is for the stated time period only; due to market volatility, the Fund's current performance may be lower or higher than quoted. The Fund's performance at market price will differ from its results at NAV. Returns are historical and are calculated by determining the percentage change in net asset value or market price (as applicable) with all distributions reinvested and includes management fees and other expenses. Until the reinvestment of Fund distributions is completed, returns are calculated using the lower of the net asset value or market price of the shares on the distribution ex date. Once the reinvestment is complete, returns are calculated using the average reinvestment price. Performance less than or equal to one year is cumulative.

Distribution Rates¹

as of Dec 01, 2022

Distribution Rate at NAV	3.89%
Taxable-Equivalent Distribution Rate at NAV	6.57%
Distribution Rate at Market Price	3.98%
Taxable-Equivalent Distribution Rate at Market Price	6.72%

Fund Facts

as of Oct 31, 2022

Performance Inception	03/28/2013
Investment Objective	Current income
CUSIP	27829U105

Fund Facts

Performance Inception	03/28/2013
Investment Objective	Current income
CUSIP	27829U105

Expense Ratios (%)²

as of Annual Report dated 01/31/2022

Management Fees	0.92
Other Expenses	0.11
Total Expenses (ex Interest and Fee Expense)	1.03
Interest and Fee Expense	0.33
Total Expenses	1.36

Portfolio Management

[Craig R. Brandon, CFA](#)

[Managed Fund since 2015](#)

[Julie Callahan, CFA](#)

[Managed Fund since 2021](#)

The information included herein does not reflect securities deemed to be held by the Fund pursuant to financial accounting standard 140 (FAS 140).

The information contained herein is provided for informational purposes only and does not constitute a solicitation of an offer to buy or sell Fund shares. Common shares of the Fund are only available for purchase and sale at current market price on a stock exchange. There is no assurance that the Fund will achieve its investment objective. The Fund is subject to numerous risks, including investment risks. Shares of closed-end funds often trade at a discount from their net asset value. The Fund is not a complete investment program and you may lose money investing in the Fund. An investment in the Fund may not be appropriate for all investors. Investors should review and consider carefully the Fund's investment objective, risks, charges and expenses.

The premium/discount is calculated as [(market price/NAV)-1].

Links to Morningstar Fact Sheet and CEF Connect: By clicking on the link from this page to the Morningstar fact sheet or CEF Connect, you will leave the Eaton Vance website. Eaton Vance is not responsible for the content of any such third-party website. See “Terms and Conditions” below.

1. Distribution Rate at NAV and Market Price is calculated by dividing the last distribution paid per share (annualized) by NAV or market price, respectively. For National Municipal Funds, Taxable-Equivalent Distribution Rate at NAV and Market Price is calculated using a 40.8% tax rate (equals maximum individual federal tax rate adjusted for the Medicare surtax). For Single-State Municipal Funds, Taxable-Equivalent Distribution Rates also reflect maximum effective individual state income tax rates. Local income taxes that may apply are not considered. A Fund’s distributions in any period may be more or less than the net return earned by the Fund on its investments, and therefore should not be used as a measure of performance or confused with “yield” or “income.”

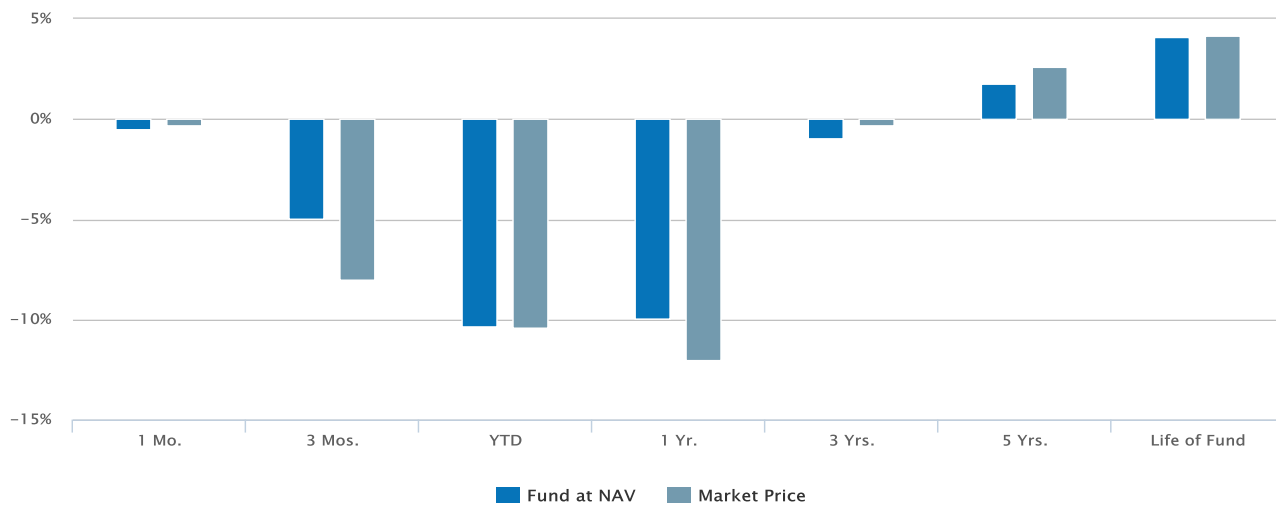
2. Interest and fee expense relates to the liability for floating rate notes issued in conjunction with residual interest bond transactions.

Performance

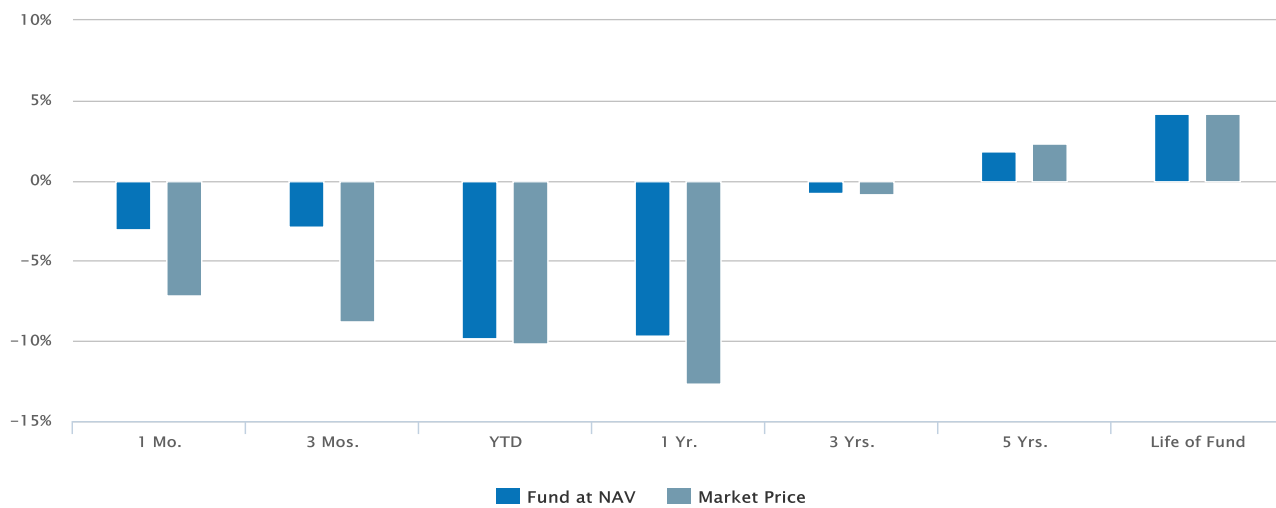
Historical Returns (%)

as of Sep 30, 2022

10/31/2022



09/30/2022



10/31/2022

Fund at NAV	-0.53	-4.98	-10.31	-9.96	-0.95	1.75	4.07
Market Price	-0.28	-8.00	-10.43	-12.05	-0.29	2.62	4.13
09/30/2022							
Fund at NAV	-3.00	-2.85	-9.83	-9.65	-0.79	1.83	4.17

Market Price	-7.12	-8.75	-10.18	-12.65	-0.87	2.34	4.20
---------------------	-------	-------	--------	--------	-------	------	------

Past performance is no guarantee of future results. Investment return and principal value will fluctuate so that shares, when sold, may be worth more or less than their original cost. Performance is for the stated time period only; due to market volatility, the Fund's current performance may be lower or higher than quoted. The Fund's performance at market price will differ from its results at NAV. Returns are historical and are calculated by determining the percentage change in net asset value or market price (as applicable) with all distributions reinvested and includes management fees and other expenses. Until the reinvestment of Fund distributions is completed, returns are calculated using the lower of the net asset value or market price of the shares on the distribution ex date. Once the reinvestment is complete, returns are calculated using the average reinvestment price. Performance less than or equal to one year is cumulative.

Calendar Year Returns (%)

	2012	2013	2014	2015	2016	2017	2018	2019	2020	2021
Fund at NAV	—	—	31.47	7.44	2.01	8.78	1.36	10.27	5.39	2.21
Market Price	—	—	26.14	10.80	10.63	10.20	-3.75	19.54	11.25	-4.54

Fund Facts

Performance Inception 03/28/2013

Distribution Rates¹

as of Dec 01, 2022

Distribution Rate at NAV	3.89%
Taxable-Equivalent Distribution Rate at NAV	6.57%
Distribution Rate at Market Price	3.98%
Taxable-Equivalent Distribution Rate at Market Price	6.72%

Distribution History^{3,4}

Ex-Date	Distribution	Reinvest Price
Nov 22, 2022	\$0.06170	
Oct 21, 2022	\$0.06170	\$18.49
Sep 22, 2022	\$0.07090	\$18.65
Aug 23, 2022	\$0.07090	\$19.30
Jul 21, 2022	\$0.07090	\$19.67
Jun 22, 2022	\$0.07090	\$19.68
May 23, 2022	\$0.07090	\$19.94
Apr 21, 2022	\$0.07090	\$19.83
Mar 23, 2022	\$0.07090	\$20.04
Feb 17, 2022	\$0.07090	\$20.61

[View All](#)

No records in this table indicates that there has not been a distribution greater than .0001 within the past 3 years.
Fund prospectus

Tax Character of Distributions

The information contained herein is provided for informational purposes only and does not constitute a solicitation of an offer to buy or sell Fund shares. Common shares of the Fund are only available for purchase and sale at current market price on a stock exchange. There is no assurance that the Fund will achieve its investment objective. The Fund is subject to numerous risks, including investment risks. Shares of closed-end funds often trade at a discount from their net asset value. The Fund is not a complete investment program and you may lose money investing in the Fund. An investment in the Fund may not be appropriate for all investors. Investors should review and consider carefully the Fund's investment objective, risks, charges and expenses.

The premium/discount is calculated as $[(\text{market price}/\text{NAV})-1]$.

Links to Morningstar Fact Sheet and CEF Connect: By clicking on the link from this page to the Morningstar fact sheet or CEF Connect, you will leave the Eaton Vance website. Eaton Vance is not responsible for the content of any such third-party website. See "Terms and Conditions" below.

1. Distribution Rate at NAV and Market Price is calculated by dividing the last distribution paid per share (annualized) by NAV or market price, respectively. For National Municipal Funds, Taxable-Equivalent Distribution Rate at NAV and Market Price is calculated using a 40.8% tax rate (equals maximum individual federal tax rate adjusted for the Medicare surtax). For Single-State Municipal Funds, Taxable-Equivalent Distribution Rates also reflect maximum effective individual state income tax rates. Local income taxes that may apply are not considered. A Fund's distributions in any period may be more or less than the net return earned by the Fund on its investments, and therefore should not be used as a measure of performance or confused with "yield" or "income."

3. See "Tax Character of Distributions". For information about any distributions in the current year estimated to include non-dividend distributions or capital gains, please refer to [Eaton Vance Closed-End Fund Distribution Notices \(19a\)](#).

4. A nondividend or return of capital distribution may include, for example, a return of some or all of the money that an investor invested in Fund shares, which can cause the Fund's NAV to erode.

Portfolio

Fund Holdings^{5,6}

as of Oct 31, 2022

Holding	Coupon Rate	Maturity Date	% of Net Assets
New Jersey Transportation Trust Fund Authority	0.00%	12/15/2028	3.46%
Tender Option Bond Trust ReceiptsCertificates	4.09%	11/15/2032	2.57%
Great Lakes Water Authority Water Supply System Revenue	5.00%	07/01/2030	2.57%
Puerto Rico Electric Power Authority	5.25%	07/01/2030	2.50%
Laguardia Gateway Partners LLC	5.00%	07/01/2034	1.99%
Portland Community College District	2.98%	06/15/2032	1.73%
Alameda Corridor Transportation Authority	0.00%	10/01/2031	1.70%
Leander Independent School District	0.00%	08/15/2031	1.69%
Tender Option Bond Trust ReceiptsCertificates	8.84%	03/15/2030	1.63%
State of Illinois	5.00%	05/01/2033	1.61%

[View All](#)

The information included herein does not reflect securities deemed to be held by the Fund pursuant to financial accounting standard 140 (FAS 140).

The information contained herein is provided for informational purposes only and does not constitute a solicitation of an offer to buy or sell Fund shares. Common shares of the Fund are only available for purchase and sale at current market price on a stock exchange. There is no assurance that the Fund will achieve its investment objective. The Fund is subject to numerous risks, including investment risks. Shares of closed-end funds often trade at a discount from their net asset value. The Fund is not a complete investment program and you may lose money investing in the Fund. An investment in the Fund may not be appropriate for all investors. Investors should review and consider carefully the Fund's investment objective,

risks, charges and expenses.

The premium/discount is calculated as $[(\text{market price}/\text{NAV})-1]$.

Links to Morningstar Fact Sheet and CEF Connect: By clicking on the link from this page to the Morningstar fact sheet or CEF Connect, you will leave the Eaton Vance website. Eaton Vance is not responsible for the content of any such third-party website. See "Terms and Conditions" below.

5. The following list reflects unaudited securities holdings (excluding derivatives positions). Holdings information may differ if presented as of trade date. Due to rounding, holdings of less than 0.005% may show as 0.00%. Portfolio information subject to change due to active management.

6. Percent of total net assets.

Management



Craig R. Brandon, CFA

Managing Director, Co-Head of
Municipals
Joined Eaton Vance 1998

Biography

Craig Brandon is Co-Head of Municipals and portfolio manager on the municipal bond team. He is responsible for buy and sell decisions, portfolio construction and risk management for the firm's municipal bond strategies. He joined Eaton Vance in 1998. Morgan Stanley acquired Eaton Vance in March 2021.

Craig began his career in the investment management industry in 1995. He has experience with Eaton Vance across a variety of research roles. Before joining Eaton Vance, he was a senior budget and capital finance analyst with the New York State Assembly Ways and Means Committee.

Craig earned a B.S. from Canisius College and an MBA from the University of Pittsburgh. He is a member of the CFA Society Boston, the Boston Municipal Analysts Forum and the National Federation of Municipal Analysts. He is a CFA charterholder.

Education

- B.A. Canisius College
- M.B.A. Joseph M. Katz Graduate School of Business, University of Pittsburgh

Experience

- Managed Fund since 2015

Julie Callahan, CFA

Managing Director, Portfolio
Manager
Joined Morgan Stanley in 2020

Biography

Julie is a Portfolio Manager on the Municipals team. She is responsible for buy and sell decisions, portfolio construction and risk management for the firm's municipal bond strategies. She joined Eaton Vance in 2021. Morgan Stanley acquired Eaton Vance in March 2021.

Prior to joining the firm, she worked Morgan Stanley Investment Management as a Portfolio Manager, and PIMCO as a senior member of the municipal bond portfolio management team. Previously, she served as a portfolio manager for municipal separately managed accounts at Western Asset Management Company, and was a Director and portfolio manager for municipal money market funds with Citigroup Asset Management.

Julie received a B.S. in Accounting from Fairfield University, and holds the Chartered Financial Analyst designation.

Education

- B.S. in Accounting from Fairfield University
- Holds the Chartered Financial Analyst designation

Experience

- Managed Fund since 2021

Other funds managed

- [Municipal Bond Fund](#)

Literature

Literature



Fact Sheet

[Download](#) - Last updated: Sep 30, 2022



Annual Report

[Download](#) - Last updated: Jan 31, 2022



Q1 Holdings

[Download](#) - Last updated: Apr 30, 2022



Q3 Holdings

[Download](#) - Last updated: Oct 31, 2021



Holdings - Form N-PORT

[Download](#)



Eaton Vance Municipal Income Term Trust (ETX) Raises \$205 Million in Initial Public Offering

[Download](#) - Last updated: Mar 26, 2013



Distribution Dates and Amounts Announced for Eaton Vance Closed-End Funds

[Download](#) - Last updated: Dec 1, 2022



Distribution Dates and Amounts Announced for Eaton Vance Closed-End Funds

[Download](#) - Last updated: Nov 1, 2022



UNII Report

[Download](#) - Last updated: Oct 31, 2022



Distribution Dates and Amounts Announced for Eaton Vance Closed-End Funds

[Download](#) - Last updated: Oct 3, 2022



Distribution Dates and Amounts Announced for Eaton Vance Closed-End Funds

[Download](#) - Last updated: Sep 1, 2022



Distribution Dates and Amounts Announced for Eaton Vance Closed-End Funds

[Download](#) - Last updated: Aug 1, 2022



Distribution Dates and Amounts Announced for Eaton Vance Closed-End Funds

[Download](#) - Last updated: Jul 1, 2022



Distribution Dates and Amounts Announced for Eaton Vance Closed-End Funds

[Download](#) - Last updated: Jun 1, 2022



Distribution Dates and Amounts Announced for Eaton Vance Closed-End Funds

[Download](#) - Last updated: May 2, 2022



Distribution Dates and Amounts Announced for Eaton Vance Closed-End Funds

[Download](#) - Last updated: Apr 1, 2022



Distribution Dates and Amounts Announced for Eaton Vance Closed-End Funds

[Download](#) - Last updated: Mar 1, 2022



UNII Report

[Download](#) - Last updated: Feb 28, 2022



Distribution Dates and Amounts Announced for Eaton Vance Closed-End Funds

[Download](#) - Last updated: Feb 1, 2022



UNII Report

[Download](#) - Last updated: Jan 31, 2022



Distribution Dates and Amounts Announced for Eaton Vance Closed-End Funds

[Download](#) - Last updated: Jan 3, 2022



UNII Report

[Download](#) - Last updated: Dec 31, 2021



Distribution Dates and Amounts Announced for Eaton Vance Closed-End Funds

[Download](#) - Last updated: Dec 1, 2021



Eaton Vance Municipal Income 2028 Term Trust Announces Telephonic Annual Meeting of Shareholders on November 12, 2021

[Download](#) - Last updated: Nov 2, 2021



Distribution Dates and Amounts Announced for Eaton Vance Closed-End Funds

[Download](#) - Last updated: Nov 1, 2021



Eaton Vance Management Announces Changes to Portfolio Management Team of Certain Municipal Closed-End Funds

[Download](#) - Last updated: Oct 1, 2021



Distribution Dates and Amounts Announced for Eaton Vance Closed-End Funds

[Download](#) - Last updated: Oct 1, 2021



UNII Report

[Download](#) - Last updated: Sep 30, 2021



Distribution Dates and Amounts Announced for Eaton Vance Closed-End Funds

[Download](#) - Last updated: Sep 1, 2021



UNII Report

[Download](#) - Last updated: Aug 31, 2021



Distribution Dates and Amounts Announced for Eaton Vance Closed-End Funds

[Download](#) - Last updated: Aug 2, 2021



UNII Report

[Download](#) - Last updated: Jul 31, 2021



Distribution Dates and Amounts Announced for Eaton Vance Closed-End Funds

[Download](#) - Last updated: Jul 1, 2021



UNII Report

[Download](#) - Last updated: Jun 30, 2021



Distribution Dates and Amounts Announced for Eaton Vance Closed-End Funds

[Download](#) - Last updated: Jun 1, 2021



UNII Report

[Download](#) - Last updated: May 31, 2021



Distribution Dates and Amounts Announced for Eaton Vance Closed-End Funds


[Download](#) - Last updated: May 3, 2021



UNII Report


[Download](#) - Last updated: Apr 30, 2021

 **Distribution Dates and Amounts for Eaton Vance Closed-End Funds**
[Download](#) - Last updated: Apr 1, 2021

 **UNII Report**
[Download](#) - Last updated: Mar 31, 2021


 **Distribution Dates and Amounts Announced for Eaton Vance Closed-End Funds**
[Download](#) - Last updated: Mar 1, 2021

 **UNII Report**
[Download](#) - Last updated: Feb 28, 2021


 **Results of Joint Special Shareholder Meeting of Certain Eaton Vance Closed-End Funds**
[Download](#) - Last updated: Feb 17, 2021

 **Distribution Dates and Amounts Announced for Eaton Vance Closed-End Funds**
[Download](#) - Last updated: Feb 1, 2021

 **UNII Report**
[Download](#) - Last updated: Jan 31, 2021

 **Results of Joint Special Shareholder Meeting of Certain Eaton Vance Closed-End Funds**
[Download](#) - Last updated: Jan 25, 2021

 **Corrected Results of Joint Special Shareholder Meeting of Certain Eaton Vance Closed-End Funds**
[Download](#) - Last updated: Jan 12, 2021

 **Results of Joint Special Shareholder Meeting of Certain Eaton Vance Closed-End Funds**
[Download](#) - Last updated: Jan 8, 2021

 **Distribution Dates and Amounts Announced for Eaton Vance Closed-End Funds**
[Download](#) - Last updated: Jan 4, 2021

 **UNII Report**
[Download](#) - Last updated: Dec 31, 2020

 **Certain Eaton Vance Closed-End Funds Joint Special Meeting of Shareholders on January 7, 2021 Will Be a Virtual Meeting**
[Download](#) - Last updated: Dec 23, 2020

 **UNII Report**
[Download](#) - Last updated: Nov 30, 2020

 **Eaton Vance Closed-End Funds Announce Board Approval of New Investment Advisory and Sub-Advisory Agreements**
[Download](#) - Last updated: Nov 10, 2020

 **UNII Report**
[Download](#) - Last updated: Oct 31, 2020



Eaton Vance Closed-End Funds Announce Record and Meeting Dates For Joint Special Meeting of Shareholders

[Download](#) - Last updated: Oct 29, 2020



Eaton Vance Municipal Income 2028 Term Trust Announces Telephonic Annual Meeting of Shareholders on November 12,2020

[Download](#) - Last updated: Oct 28, 2020



UNII Report

[Download](#) - Last updated: Sep 30, 2020



UNII Report

[Download](#) - Last updated: Aug 31, 2020



UNII Report

[Download](#) - Last updated: Jul 31, 2020



UNII Report

[Download](#) - Last updated: Jun 30, 2020



UNII Report

[Download](#) - Last updated: May 31, 2020



UNII Report

[Download](#) - Last updated: Apr 30, 2020



UNII Report

[Download](#) - Last updated: Mar 31, 2020



UNII Report

[Download](#) - Last updated: Jan 31, 2020



Distribution Dates and Amounts Announced for Eaton Vance Closed-End Funds and Portfolio Managers of Eaton Have High Income 2021 Target Term Trust (NYSE: EHT)

[Download](#) - Last updated: Jan 2, 2020



UNII Report

[Download](#) - Last updated: Dec 31, 2019



UNII Report

[Download](#) - Last updated: Dec 17, 2019



UNII Report

[Download](#) - Last updated: Oct 31, 2019



UNII Report

[Download](#) - Last updated: Sep 30, 2019



UNII Report

[Download](#) - Last updated: Aug 31, 2019



UNII Report

[Download](#) - Last updated: Jul 31, 2019



UNII Report


 [Download](#) - Last updated: Jun 30, 2019

 **UNII Report**
[Download](#) - Last updated: May 31, 2019

 **UNII Report**
[Download](#) - Last updated: Apr 30, 2019

 **UNII Report**
[Download](#) - Last updated: Mar 31, 2019

 **UNII Report**
[Download](#) - Last updated: Feb 28, 2019

 **UNII Report**
[Download](#) - Last updated: Jan 31, 2019

 **UNII Report**
[Download](#) - Last updated: Dec 31, 2018

 **UNII Report**
[Download](#) - Last updated: Nov 30, 2018

 **UNII Report**
[Download](#) - Last updated: Oct 31, 2018

 **UNII Report**
[Download](#) - Last updated: Sep 30, 2018

 **UNII Report**
[Download](#) - Last updated: Aug 31, 2018

 **UNII Report**
[Download](#) - Last updated: Jul 31, 2018

 **UNII Report**
[Download](#) - Last updated: Jun 30, 2018

 **UNII Report**
[Download](#) - Last updated: May 31, 2018

 **UNII Report**
[Download](#) - Last updated: Apr 30, 2018

 **UNII Report**
[Download](#) - Last updated: Mar 31, 2018

 **UNII Report**
[Download](#) - Last updated: Feb 28, 2018

 **UNII Report**
[Download](#) - Last updated: Jan 31, 2018

 **Closed-End Fund Earnings Undistributed Net Income Information**

[Download](#) - Last updated: Dec 31, 2017

 [Closed-End Fund Earnings Undistributed Net Income Information](#)
[Download](#) - Last updated: Nov 30, 2017

 [Closed-End Fund Earnings Undistributed Net Income Information](#)
[Download](#) - Last updated: Sep 30, 2017

 [Closed-End Fund Earnings Undistributed Net Income Information](#)
[Download](#) - Last updated: Aug 31, 2017

 [Closed-End Fund Earnings Undistributed Net Income Information](#)
[Download](#) - Last updated: Jul 31, 2017

 [Closed-End Fund Earnings Undistributed Net Income Information](#)
[Download](#) - Last updated: Jun 30, 2017

 [Closed-End Fund Earnings Undistributed Net Income Information](#)
[Download](#) - Last updated: May 31, 2017

 [Distribution Dates and Amounts Announced for Eaton Vance Closed-End Funds](#)
[Download](#) - Last updated: May 1, 2017

 [Closed-End Fund Earnings Undistributed Net Income Information](#)
[Download](#) - Last updated: Apr 30, 2017

 [Distribution Dates and Amounts Announced for Eaton Vance Closed-End Funds](#)
[Download](#) - Last updated: Apr 3, 2017

 [Closed-End Fund Earnings Undistributed Net Income Information](#)
[Download](#) - Last updated: Mar 31, 2017

 [Closed-End Fund Earnings Undistributed Net Income Information](#)
[Download](#) - Last updated: Feb 28, 2017

 [Closed-End Fund Earnings Undistributed Net Income Information](#)
[Download](#) - Last updated: Jan 31, 2017

 [Closed-End Fund Earnings Undistributed Net Income Information](#)
[Download](#) - Last updated: Dec 31, 2016

 [Closed-End Fund Earnings Undistributed Net Income Information](#)
[Download](#) - Last updated: Nov 30, 2016

 [Closed-End Fund Earnings Undistributed Net Income Information](#)
[Download](#) - Last updated: Oct 31, 2016

 [Closed-End Fund Earnings Undistributed Net Income Information](#)
[Download](#) - Last updated: Sep 30, 2016

 [Closed-End Fund Earnings Undistributed Net Income Information](#)
[Download](#) - Last updated: Aug 31, 2016

 [Closed-End Fund Earnings Undistributed Net Income Information](#)

[Download](#) - Last updated: Jul 31, 2016

 [Closed-End Fund Earnings Undistributed Net Income Information](#)
[Download](#) - Last updated: Jun 30, 2016

 [Closed-End Fund Earnings Undistributed Net Income Information](#)
[Download](#) - Last updated: May 31, 2016

 [Closed-End Fund Earnings Undistributed Net Income Information](#)
[Download](#) - Last updated: Apr 30, 2016

 [Closed-End Fund Earnings Undistributed Net Income Information](#)
[Download](#) - Last updated: Mar 31, 2016

 [Closed-End Fund Earnings Undistributed Net Income Information](#)
[Download](#) - Last updated: Feb 29, 2016

 [Closed-End Fund Earnings Undistributed Net Income Information](#)
[Download](#) - Last updated: Dec 31, 2015

 [Closed-End Fund Earnings Undistributed Net Income Information](#)
[Download](#) - Last updated: Oct 31, 2015

 [Eaton Vance Closed-End Funds Adopt Share Repurchase Programs](#)
[Download](#) - Last updated: Nov 15, 2013

 [Section 16 Filings - www.sec.gov](#)
[Download](#) - Last updated: Sep 4, 2013

 [Semi-Annual Report](#)
[Download](#) - Last updated: Jul 31, 2022



HEADQUARTERS

Two International Place
Boston, MA 02110

[Investments](#)

[Eaton Vance Funds](#)

[Parametric Funds](#)

[Insights](#)

[Advisory Blog](#)

[Monthly Market Monitor](#)

[Taxes & Tools](#)

[Investment Tax Center](#)

[Tax Information](#)

[Resources](#)

[Forms & E-Delivery](#)

[Mutual Funds & Abandoned Property](#)

[Calvert Funds](#)

[Market Update Events](#) 

[Investment Tax Calculator](#)

[DST Vision](#)

[Separately Managed Accounts](#)

[The Advisor Institute](#)

[Laddered Investing Interest Rate Scenario Tool](#)

[AdvisorCentral](#)

[Closed-End Funds and Term Trusts](#)

[Concentrated Stock Position Calculator](#)

[Tax-Equivalent Yield Calculator](#)

[Accessibility](#) | [Business Continuity](#) | [Privacy & Security](#) | [Terms & Conditions](#) | [Careers](#) | [Contact](#) | [Investor Account Access](#)

Eaton Vance is part of Morgan Stanley Investment Management, the asset management division of Morgan Stanley.

 *This image indicates content designed specifically for Financial Advisors / Investment Professionals. This material is not to be used with the public.*

NOT FDIC INSURED | OFFER NO BANK GUARANTEE | MAY LOSE VALUE | NOT INSURED BY ANY FEDERAL GOVERNMENT AGENCY | NOT A DEPOSIT

Eaton Vance does not provide tax or legal advice. Prospective investors should consult with a tax or legal advisor before making any investment decision.

The information on this Web page is for U.S. residents only and does not constitute an offer to sell, or a solicitation of an offer to purchase, securities in any jurisdiction to any person to whom it is not lawful to make such an offer.

© Eaton Vance Management. All rights reserved.

Publication details: Friday, December 02, 2022 8:22 AM

Page ID: ETX - <https://funds.eatonvance.com/municipal-income-2028-term-trust-etx.php>