



Limited Duration Income Fund

EVV

Symbol

\$10.96 ▲\$0.02

NAV as of Jun 24, 2022

\$10.21 ▲\$0.04

MKT as of Jun 24, 2022

-6.84%

Premium/Discount
as of Jun 24, 2022



Fact Sheet
Mar 31, 2022



CEF Connect - EVV



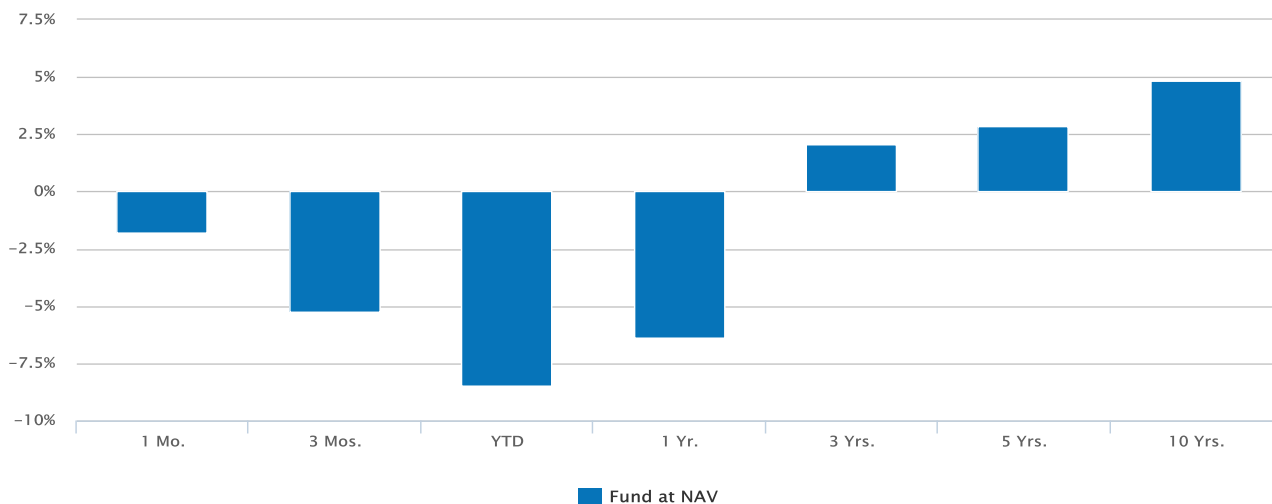
UNII Report
May 31, 2022

Overview

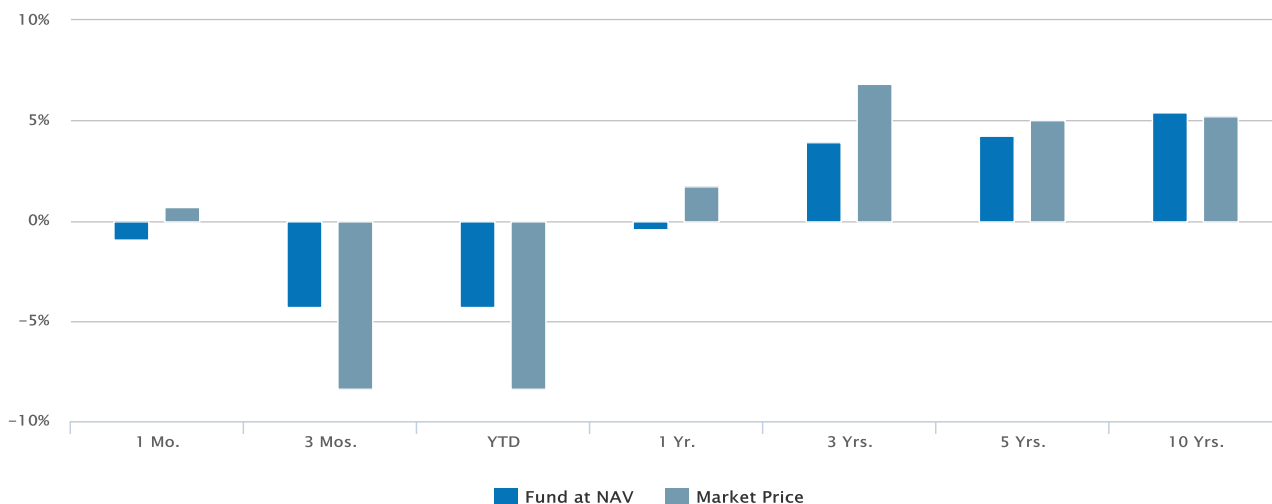
Historical Returns (%)

as of Mar 31, 2022

05/31/2022



03/31/2022



05/31/2022

Fund at NAV	-1.76	-5.24	-8.47	-6.37	2.09	2.88	4.86
--------------------	-------	-------	-------	-------	------	------	------

03/31/2022

Fund at NAV	-0.92	-4.30	-4.30	-0.42	3.92	4.21	5.38
--------------------	-------	-------	-------	-------	------	------	------

Market Price	0.68	-8.41	-8.41	1.70	6.83	5.01	5.18
---------------------	------	-------	-------	------	------	------	------

Past performance is no guarantee of future results. Investment return and principal value will fluctuate so that shares, when sold, may be worth more or less than their original cost. Performance is for the stated time period only; due to market volatility, the Fund's current performance may be lower or higher than quoted. The Fund's performance at market price will differ from its results at NAV. Returns are historical and are calculated by determining the percentage change in net asset value or market price (as applicable) with all distributions reinvested and includes management fees and other expenses. Until the reinvestment of Fund distributions is completed, returns are calculated using the lower of the net asset value or market price of the shares on the distribution ex date. Once the reinvestment is complete, returns are calculated using the average reinvestment price. Performance less than or equal to one year is cumulative. Fund performance during certain periods reflects the strong loan market performance and the Fund's use of leverage during those periods. This performance is not typical and may not be repeated.

Distribution Rates¹

as of Jun 24, 2022

Distribution Rate at NAV	10.95%
Distribution Rate at Market Price	11.75%

Fund Facts

as of May 31, 2022

Performance Inception	05/30/2003
Investment Objective	High current income
Total Net Assets	\$1.3B
CUSIP	27828H105

Fund Facts

Performance Inception	05/30/2003
Investment Objective	High current income
CUSIP	27828H105

Expense Ratios (%)²

as of Annual Report dated 03/31/2022

Management Fees	1.12
Other Expenses	0.12
Total Expenses (ex Interest and Fee Expense)	1.24
Interest and Fee Expense	0.53
Total Expenses	1.77

Portfolio Management

Catherine McDermott	Managed Fund since 2008
Andrew Szczurowski, CFA	Managed Fund since 2011
Eric Stein, CFA	Managed Fund since 2012
Kelley Baccei Gerrity	Managed Fund since 2019

The information contained herein is provided for informational purposes only and does not constitute a solicitation of an offer to buy or sell Fund shares. Common shares of the Fund are only available for purchase and sale at current market price on a stock exchange. There is no assurance that the Fund will achieve its investment objective. The Fund is subject to numerous risks, including investment risks. Shares of closed-end funds often trade at a discount from their net asset value. The Fund is not a complete investment program and you may lose money investing in the Fund. An investment in the Fund may not be appropriate for all investors. Investors should review and consider carefully the Fund's investment objective, risks, charges and expenses.

The premium/discount is calculated as [(market price/NAV)-1].

Links to Morningstar Fact Sheet and CEF Connect: By clicking on the link from this page to the Morningstar fact sheet or CEF Connect, you will leave the Eaton Vance website. Eaton Vance is not responsible for the content of any such third-party website. See "Terms and Conditions" below.

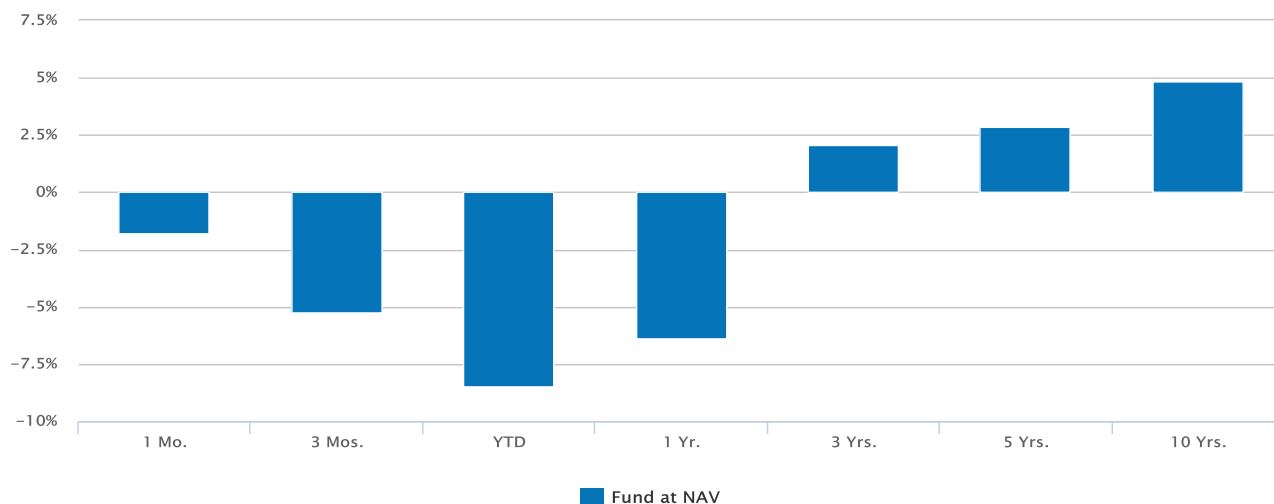
1. Distribution Rate at NAV and Market Price is calculated by dividing the last distribution paid per share (annualized) by NAV or market price, respectively. A Fund's distributions in any period may be more or less than the net return earned by the Fund on its investments, and therefore should not be used as a measure of performance or confused with "yield" or "income."
2. Interest and fee expense relates to notes payable, a portion of which was incurred to partially redeem the Fund's Auction Preferred Shares, and reverse repurchase agreements.

Performance

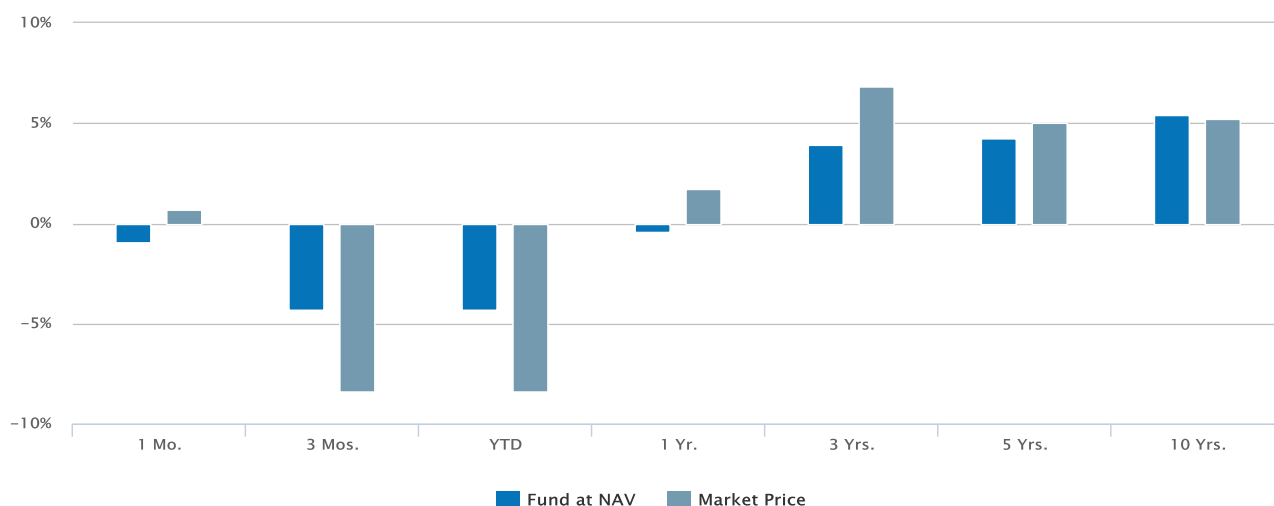
Historical Returns (%)

as of Mar 31, 2022

05/31/2022



03/31/2022



05/31/2022

Fund at NAV	-1.76	-5.24	-8.47	-6.37	2.09	2.88	4.86
--------------------	-------	-------	-------	-------	------	------	------

03/31/2022

Fund at NAV	-0.92	-4.30	-4.30	-0.42	3.92	4.21	5.38
--------------------	-------	-------	-------	-------	------	------	------

Market Price	0.68	-8.41	-8.41	1.70	6.83	5.01	5.18
---------------------	------	-------	-------	------	------	------	------

Past performance is no guarantee of future results. Investment return and principal value will fluctuate so that shares, when sold, may be worth more or less than their original cost. Performance is for the stated time period only; due to market volatility, the Fund's current performance may be lower or higher than quoted. The Fund's performance at market price will differ from its results at NAV. Returns are historical and are calculated by determining the percentage change in net asset value or market price (as applicable) with all distributions reinvested and includes management fees and other expenses. Until the reinvestment of Fund distributions is completed, returns are calculated using the lower of the net asset value or market price of the shares on the distribution ex date. Once the reinvestment is complete, returns are calculated using the average reinvestment price. Performance less than or equal to one year is cumulative. Fund performance during certain periods reflects the strong loan market performance and the Fund's use of leverage during those periods. This performance is not typical and may not be repeated.

Calendar Year Returns (%)

	2012	2013	2014	2015	2016	2017	2018	2019	2020	2021
Fund at NAV	11.92	6.32	3.77	-0.62	14.53	6.73	-1.04	12.08	5.00	5.38
Market Price	18.05	-0.82	0.06	-1.20	17.35	6.76	-6.08	18.82	4.87	14.60

Fund Facts

Performance Inception 05/30/2003

Distribution Rates¹

as of Jun 24, 2022

Distribution Rate at NAV	10.95%
Distribution Rate at Market Price	11.75%

Distribution History^{3,4}

Ex-Date	Distribution	Reinvest Price
Jun 10, 2022	\$0.10000	
May 11, 2022	\$0.10000	
Apr 08, 2022	\$0.10000	
Mar 10, 2022	\$0.10000	
Feb 10, 2022	\$0.10000	
Jan 12, 2022	\$0.10000	
Dec 10, 2021	\$0.10000	
Nov 10, 2021	\$0.10000	
Oct 08, 2021	\$0.10000	
Sep 10, 2021	\$0.10000	

[View All](#)

No records in this table indicates that there has not been a distribution greater than .0001 within the past 3 years.

Tax Character of Distributions

Ordinary Dividends

	Ordinary Dividends	Qualified	Total	Capital Gain Distributions	Nondividend Distributions	Total Distributions
Distributions (\$)						
2019	Non-Qualified	Qualified	Total	Capital Gain Distributions	Nondividend Distributions	Total Distributions
	\$0.85	\$0.00	\$0.85	\$0.00	\$0.00	\$0.85
2018	\$0.78	\$0.00	\$0.78	\$0.00	\$0.15	\$0.93
2017	\$0.85	\$0.01	\$0.87	\$0.00	\$0.12	\$0.99
2016	\$1.03	\$0.02	\$1.05	\$0.00	\$0.11	\$1.16
2015	\$1.18	\$0.02	\$1.20	\$0.00	\$0.02	\$1.22
2014	\$1.16	\$0.02	\$1.18	\$0.00	\$0.04	\$1.22
2013	\$1.18	\$0.01	\$1.19	\$0.00	\$0.03	\$1.22
2012	\$1.21	\$0.00	\$1.21	\$0.00	\$0.04	\$1.25
2011	\$1.12	\$0.00	\$1.12	\$0.00	\$0.05	\$1.17
2010	\$1.39	\$0.00	\$1.39	\$0.00	\$0.00	\$1.39
2009	\$1.41	\$0.00	\$1.41	\$0.00	\$0.02	\$1.43
2008	\$1.31	\$0.00	\$1.31	\$0.00	\$0.00	\$1.31
2007	\$1.51	\$0.00	\$1.51	\$0.00	\$0.00	\$1.51
2006	\$1.51	\$0.00	\$1.51	\$0.00	\$0.00	\$1.51
2005	\$1.53	\$0.00	\$1.53	\$0.00	\$0.00	\$1.53
Distributions (%)						
2019	100.00%	0.00%	100.00%	0.00%	0.00%	100.00%
2018	84.47%	0.00%	84.47%	0.00%	15.53%	100.00%
2017	86.55%	1.30%	87.85%	0.00%	12.15%	100.00%
2016	89.04%	1.65%	90.69%	0.00%	9.31%	100.00%
2015	96.98%	1.10%	98.08%	0.00%	1.92%	100.00%
2014	95.25%	1.31%	96.56%	0.00%	3.44%	100.00%
2013	96.95%	0.37%	97.32%	0.00%	2.68%	100.00%
2012	96.55%	0.00%	96.55%	0.00%	3.45%	100.00%
2011	95.30%	0.00%	95.30%	0.00%	4.70%	100.00%
2010	100.00%	0.00%	100.00%	0.00%	0.00%	100.00%
2009	98.38%	0.00%	98.38%	0.00%	1.62%	100.00%
2008	100.00%	0.00%	100.00%	0.00%	0.00%	100.00%
2007	100.00%	0.00%	100.00%	0.00%	0.00%	100.00%
2006	100.00%	0.00%	100.00%	0.00%	0.00%	100.00%
2005	100.00%	0.00%	100.00%	0.00%	0.00%	100.00%

The information contained herein is provided for informational purposes only and does not constitute a solicitation of an offer to buy or sell Fund shares. Common shares of the Fund are only available for purchase and sale at current market price on a stock exchange. There is no assurance that the Fund will achieve its investment objective. The Fund is subject to numerous risks, including investment risks. Shares of closed-end funds often trade at a discount from their net asset value. The Fund is not a complete investment program and you may lose money investing in the Fund. An investment in the Fund may not be appropriate for all investors. Investors should review and consider carefully the Fund's investment objective, risks, charges and expenses.

The premium/discount is calculated as [(market price/NAV)-1].

Links to Morningstar Fact Sheet and CEF Connect: By clicking on the link from this page to the Morningstar fact sheet or CEF Connect, you will leave the Eaton Vance website. Eaton Vance is not responsible for the content of any such third-party website. See “Terms and Conditions” below.

1. Distribution Rate at NAV and Market Price is calculated by dividing the last distribution paid per share (annualized) by NAV or market price, respectively. A Fund’s distributions in any period may be more or less than the net return earned by the Fund on its investments, and therefore should not be used as a measure of performance or confused with “yield” or “income.”

3. See “Tax Character of Distributions”. For information about any distributions in the current year estimated to include non-dividend distributions or capital gains, please refer to [Eaton Vance Closed-End Fund Distribution Notices \(19a\)](#).

4. A nondividend or return of capital distribution may include, for example, a return of some or all of the money that an investor invested in Fund shares, which can cause the Fund’s NAV to erode.

Portfolio

Fund Holdings^{5,6}

as of Apr 30, 2022

Holding	Coupon Rate	Maturity Date	% of Net Assets
GENERIC G2 30YR G2 4.5 5 360 0 BEV56GN80	4.50%	04/01/2052	4.93%
Ginnie Mae II Pool - MA7828	3.00%	01/20/2052	4.37%
Ginnie Mae II Pool - MA7768	3.00%	12/20/2051	4.34%
MSILF GOVERNMENT PORTFOLIO	0.03%	12/31/2030	3.19%
GENERIC G2 30YR G2 5 5.5 360 0 USBEV574F024	5.00%	04/01/2052	2.64%
Fannie Mae or Freddie Mac	4.00%	06/01/2049	1.80%
BlackRock Corporate High Yield Fund Inc	0.00%		1.64%
Freddie Mac Pool - RA2454	3.50%	04/01/2050	1.01%
Ginnie Mae	4.50%	07/01/2048	0.81%
Fannie Mae Pool - MA4049	3.50%	06/01/2050	0.76%

[View All](#)

The information contained herein is provided for informational purposes only and does not constitute a solicitation of an offer to buy or sell Fund shares. Common shares of the Fund are only available for purchase and sale at current market price on a stock exchange. There is no assurance that the Fund will achieve its investment objective. The Fund is subject to numerous risks, including investment risks. Shares of closed-end funds often trade at a discount from their net asset value. The Fund is not a complete investment program and you may lose money investing in the Fund. An investment in the Fund may not be appropriate for all investors. Investors should review and consider carefully the Fund’s investment objective, risks, charges and expenses.

The premium/discount is calculated as [(market price/NAV)-1].

Links to Morningstar Fact Sheet and CEF Connect: By clicking on the link from this page to the Morningstar fact sheet or CEF Connect, you will leave the Eaton Vance website. Eaton Vance is not responsible for the content of any such third-party website. See “Terms and Conditions” below.

5. The following list reflects unaudited securities holdings (excluding derivatives positions). Holdings information may differ if presented as of trade date. Due to rounding, holdings of less than 0.005% may show as 0.00%. Portfolio information subject to change due to active management.

6. Percent of total net assets.

Management

Catherine McDermott

Vice President, Eaton Vance
Management
Joined Eaton Vance 2000

Biography

Catherine McDermott is a vice president of Eaton Vance Management and portfolio manager on Eaton Vance's floating-rate loan team. She is responsible for buy and sell decisions, portfolio construction and risk management for the firm's floating-rate loan strategies. Her focus is primarily on the automotive industry in addition to casinos, general industrial, theaters, packaging and consumer products. She joined Eaton Vance in 2000.

Catherine began her career in the investment management industry in 1988. Before joining Eaton Vance, she was a principal at Cypress Tree Investment Management and a vice president of corporate underwriting and research at Financial Security Assurance Inc.

Catherine earned a B.A., summa cum laude, from Boston College.

Education

- B.A. Boston College

Experience

- Managed Fund since 2008

Other funds managed

- [Floating-Rate 2022 Target Term Trust](#)
- [Floating-Rate Income Trust](#)
- [Senior Floating-Rate Trust](#)
- [Senior Income Trust](#)
- [Short Duration Diversified Income Fund](#)

**Andrew Szczurowski, CFA**

Managing Director, Head of Agency
MBS
Joined Eaton Vance 2007

Biography

Andrew Szczurowski is Head of Mortgage-Backed Securities and a portfolio manager on the mortgage backed securities (MBS) team. He joined Eaton Vance in 2007. Morgan Stanley acquired Eaton Vance in March 2021.

Andrew began his career in the investment management industry in 2005. Previously at Eaton Vance, he was a portfolio manager on Eaton Vance's global income team, responsible for buy and sell decisions, portfolio construction and risk management for the firm's mortgage-backed strategies. Before joining Eaton Vance, he was affiliated with BNY Mellon.

Andrew earned a B.S., cum laude, from Peter T. Paul College of Business and Economics at the University of New Hampshire. He is a member of the CFA Society Boston and is a CFA charterholder.

Education

- B.S. University of New Hampshire

Experience

- Managed Fund since 2011

Other funds managed

- [Short Duration Diversified Income Fund](#)



Eric Stein, CFA

Managing Director, CIO
Joined Eaton Vance 2002; rejoined
the firm in 2008

Biography

Eric Stein is the Chief Investment Officer for Fixed Income. He is also a member of the Morgan Stanley Investment Management Operating Committee. He is responsible for overseeing the management of investment strategies for MSIM's fixed income platform, including agency mortgage-backed securities, emerging markets, floating-rate loans, high yield, investment grade credit, multi-sector, municipals, and securitized strategies. He originally joined Eaton Vance in 2002 and rejoined the company in 2008. Morgan Stanley acquired Eaton Vance in March 2021.

Eric began his career in the investment management industry with Eaton Vance in 2002. Previously at Eaton Vance, he was co-director of emerging markets and a portfolio manager on Eaton Vance's emerging markets team, where he led that team of investment professionals based in Boston, Washington, D.C., London and Singapore. Eric previously worked on the Markets Desk of the Federal Reserve Bank of New York.

Eric earned a B.S., cum laude, from Boston University and an MBA, with honors, from the University of Chicago Booth School of Business. He was a term member of the Council on Foreign Relations and is on the board of overseers of Big Brothers Big Sisters of Massachusetts Bay, where he is also a member of the finance and audit committee. He is also a CFA charterholder.

Eric's commentary has appeared in The New York Times, The Wall Street Journal, Barron's, Financial Times, The Washington Post, Bloomberg, Dow Jones, Reuters, Kiplinger's and The Christian Science Monitor. He has been featured on CNBC, Fox News, Fox Business News, PBS, Bloomberg Radio and Bloomberg TV.

Education

- B.S. Boston University
- M.B.A. Booth School of Business, University of Chicago

Experience

- Managed Fund since 2012

Other funds managed

- [Short Duration Diversified Income Fund](#)



Kelley Gerrity

Managing Director, Portfolio
Manager
Joined Eaton Vance 2005

Biography

Kelley Gerrity is a portfolio manager on the High Yield team. She is responsible for buy and sell decisions, portfolio construction and risk management for the firm's high yield strategies. She joined Eaton Vance in 2005. Morgan Stanley acquired Eaton Vance in March 2021.

Kelley began her career in the investment management industry in 2000. Before joining Eaton Vance, she was the director of high-yield distressed research at Fieldstone Capital Group. Previously, she was associate director of fixed-income research at Scotia Capital Markets, Inc.

Kelley earned a B.A. from Boston College and a certificate in credit analysis from New York University.

Education

- B.A. Boston College

Experience

- Managed Fund since 2019



Fact Sheet

[Download](#) - Last updated: Mar 31, 2022



Report of Organizational Actions Affecting Basis of Securities

[Download](#) - Last updated: May 5, 2021



Report of Organizational Actions Affecting Basis of Securities

[Download](#) - Last updated: Jan 20, 2021



Report of Organizational Actions Affecting Basis of Securities

[Download](#) - Last updated: Mar 31, 2012



Annual Report

[Download](#) - Last updated: Mar 31, 2022



Q1 Holdings

[Download](#) - Last updated: Jun 30, 2021



Q3 Holdings

[Download](#) - Last updated: Dec 31, 2021



Holdings - Form N-PORT

[Download](#)



Return of Capital Distributions Demystified

[Download](#) - Last updated: Dec 29, 2021



Information Concerning APS Auctions and Dividend Rates

[Download](#) - Last updated: Jun 27, 2022



Auction Preferred Shares Market Update

[Download](#) - Last updated: Dec 1, 2021



Eaton Vance Announces Upcoming Retirement of Payson F. Swaffield

[Download](#) - Last updated: Apr 30, 2020



Eric A. Stein to Join Portfolio Management Team of Eaton Vance Limited Duration Income Fund and Eaton Vance Short Duration Diversified Income Fund

[Download](#) - Last updated: Nov 27, 2012



Trustees of Eaton Vance Limited Duration Income Fund Approve Change in Investment Policies

[Download](#) - Last updated: Mar 17, 2011



Distribution Dates and Amounts Announced for Eaton Vance Closed-End Funds

[Download](#) - Last updated: Jun 1, 2022



UNII Report

[Download](#) - Last updated: May 31, 2022



Distribution Dates and Amounts Announced for Eaton Vance Closed-End Funds


[Download](#) - Last updated: May 2, 2022



Distribution Dates and Amounts Announced for Eaton Vance Closed-End Funds

[Download](#) - Last updated: Apr 1, 2022

 **Distribution Dates and Amounts Announced for Eaton Vance Closed-End Funds**
[Download](#) - Last updated: Mar 1, 2022

 **UNII Report**
[Download](#) - Last updated: Feb 28, 2022

 **Distribution Dates and Amounts Announced for Eaton Vance Closed-End Funds**
[Download](#) - Last updated: Feb 1, 2022

 **UNII Report**
[Download](#) - Last updated: Jan 31, 2022

 **Distribution Dates and Amounts Announced for Eaton Vance Closed-End Funds**
[Download](#) - Last updated: Jan 3, 2022

 **UNII Report**
[Download](#) - Last updated: Dec 31, 2021

 **Certain Eaton Vance Closed-End Funds Announce Telephonic Annual Meeting of Shareholders on January 13, 2022**
[Download](#) - Last updated: Dec 30, 2021

 **Eaton Vance Short Duration Diversified Income Fund and Eaton Vance Limited Duration Income Fund Announce Investment Policy Changes**
[Download](#) - Last updated: Dec 22, 2021

 **Distribution Dates and Amounts Announced for Eaton Vance Closed-End Funds**
[Download](#) - Last updated: Dec 1, 2021

 **UNII Report**
[Download](#) - Last updated: Nov 30, 2021

 **Distribution Dates and Amounts Announced for Eaton Vance Closed-End Funds**
[Download](#) - Last updated: Nov 1, 2021

 **UNII Report**
[Download](#) - Last updated: Oct 31, 2021

 **Distribution Dates and Amounts Announced for Eaton Vance Closed-End Funds**
[Download](#) - Last updated: Oct 1, 2021

 **UNII Report**
[Download](#) - Last updated: Sep 30, 2021

 **Distribution Dates and Amounts Announced for Eaton Vance Closed-End Funds**
[Download](#) - Last updated: Sep 1, 2021

 **UNII Report**
[Download](#) - Last updated: Aug 31, 2021

 **Distribution Dates and Amounts Announced for Eaton Vance Closed-End Funds**
[Download](#) - Last updated: Aug 2, 2021



UNII Report

[Download](#) - Last updated: Jul 31, 2021



Distribution Dates and Amounts Announced for Eaton Vance Closed-End Funds

[Download](#) - Last updated: Jul 1, 2021



UNII Report

[Download](#) - Last updated: Jun 30, 2021



Distribution Dates and Amounts Announced for Eaton Vance Closed-End Funds

[Download](#) - Last updated: Jun 1, 2021



UNII Report

[Download](#) - Last updated: May 31, 2021



Distribution Dates and Amounts Announced for Eaton Vance Closed-End Funds

[Download](#) - Last updated: May 3, 2021



UNII Report

[Download](#) - Last updated: Apr 30, 2021



Distribution Dates and Amounts for Eaton Vance Closed-End Funds

[Download](#) - Last updated: Apr 1, 2021



UNII Report

[Download](#) - Last updated: Mar 31, 2021



Distribution Dates and Amounts Announced for Eaton Vance Closed-End Funds

[Download](#) - Last updated: Mar 1, 2021



UNII Report

[Download](#) - Last updated: Feb 28, 2021



Distribution Dates and Amounts Announced for Eaton Vance Closed-End Funds

[Download](#) - Last updated: Feb 1, 2021



UNII Report

[Download](#) - Last updated: Jan 31, 2021



Eaton Vance Limited Duration Income Fund Announces Telephonic Annual Meeting of Shareholders On February 11, 2021

[Download](#) - Last updated: Jan 28, 2021



Corrected Results of Joint Special Shareholder Meeting of Certain Eaton Vance Closed-End Funds

[Download](#) - Last updated: Jan 12, 2021



Results of Joint Special Shareholder Meeting of Certain Eaton Vance Closed-End Funds

[Download](#) - Last updated: Jan 8, 2021



Distribution Dates and Amounts Announced for Eaton Vance Closed-End Funds

[Download](#) - Last updated: Jan 4, 2021



UNII Report

 [Download](#) - Last updated: Dec 31, 2020

 **Certain Eaton Vance Closed-End Funds Joint Special Meeting of Shareholders on January 7, 2021 Will Be a Virtual Meeting**

[Download](#) - Last updated: Dec 23, 2020

 **Distribution Dates and Amounts Announced for Eaton Vance Closed-End Funds**

[Download](#) - Last updated: Dec 1, 2020

 **UNII Report**

[Download](#) - Last updated: Nov 30, 2020

 **Eaton Vance Closed-End Funds Announce Board Approval of New Investment Advisory and Sub-Advisory Agreements**

[Download](#) - Last updated: Nov 10, 2020

 **Distribution Dates and Amounts Announced for Eaton Vance Closed-End Funds**

[Download](#) - Last updated: Nov 2, 2020

 **UNII Report**

[Download](#) - Last updated: Oct 31, 2020

 **Eaton Vance Closed-End Funds Announce Record and Meeting Dates For Joint Special Meeting of Shareholders**

[Download](#) - Last updated: Oct 29, 2020

 **Distribution Dates and Amounts Announced for Eaton Vance Closed-End Funds**

[Download](#) - Last updated: Oct 1, 2020

 **UNII Report**

[Download](#) - Last updated: Sep 30, 2020

 **Distribution Dates and Amounts Announced for Eaton Vance Closed-End Funds**

[Download](#) - Last updated: Sep 1, 2020

 **UNII Report**

[Download](#) - Last updated: Aug 31, 2020

 **Distribution Dates and Amounts Announced for Eaton Vance Closed-End Funds**

[Download](#) - Last updated: Aug 3, 2020

 **UNII Report**

[Download](#) - Last updated: Jul 31, 2020

 **Distribution Dates and Amounts Announce for Eaton Vance Closed-End Funds**

[Download](#) - Last updated: Jul 1, 2020

 **UNII Report**

[Download](#) - Last updated: Jun 30, 2020

 **UNII Report**

[Download](#) - Last updated: May 31, 2020

 **UNII Report**

[Download](#) - Last updated: Apr 30, 2020

 **UNII Report**
[Download](#) - Last updated: Mar 31, 2020

 **UNII Report**
[Download](#) - Last updated: Jan 31, 2020

 **Eaton Vance Limited Duration Income Fund Releases Results of Annual Shareholder Meeting**
[Download](#) - Last updated: Jan 22, 2020

 **Distribution Dates and Amounts Announced for Eaton Vance Closed-End Funds and Portfolio Managers of Eaton Have High Income 2021 Target Term Trust (NYSE: EHT)**
[Download](#) - Last updated: Jan 2, 2020

 **UNII Report**
[Download](#) - Last updated: Dec 31, 2019

 **UNII Report**
[Download](#) - Last updated: Dec 17, 2019

 **UNII Report**
[Download](#) - Last updated: Oct 31, 2019

 **Eaton Vance Limited Duration Income Fund Announces Increase in Distribution**
[Download](#) - Last updated: Oct 9, 2019

 **UNII Report**
[Download](#) - Last updated: Sep 30, 2019


 **UNII Report**
[Download](#) - Last updated: Aug 31, 2019

 **UNII Report**
[Download](#) - Last updated: Jul 31, 2019

 **UNII Report**
[Download](#) - Last updated: Jun 30, 2019


 **UNII Report**
[Download](#) - Last updated: May 31, 2019


 **UNII Report**
[Download](#) - Last updated: Apr 30, 2019


 **UNII Report**
[Download](#) - Last updated: Mar 31, 2019


 **UNII Report**
[Download](#) - Last updated: Feb 28, 2019


 **Eaton Vance Management Announces Portfolio Management Teams for Certain Closed-End Funds**
[Download](#) - Last updated: Feb 25, 2019

 **UNII Report**
[Download](#) - Last updated: Jan 31, 2019

 **UNII Report**
[Download](#) - Last updated: Dec 31, 2018

 **UNII Report**
[Download](#) - Last updated: Nov 30, 2018

 **UNII Report**
[Download](#) - Last updated: Oct 31, 2018

 **UNII Report**
[Download](#) - Last updated: Sep 30, 2018


 **Eaton Vance Closed-End Funds Announce Final Results of Auction Preferred Shares Tender Offers**
[Download](#) - Last updated: Sep 14, 2018

 **UNII Report**
[Download](#) - Last updated: Aug 31, 2018


 **Eaton Vance Closed-End Funds Announce Tender Offers For Outstanding Auction Preferred Shares**
[Download](#) - Last updated: Aug 16, 2018

 **UNII Report**
[Download](#) - Last updated: Jul 31, 2018

 **UNII Report**
[Download](#) - Last updated: Jun 30, 2018

 **Eaton Vance Closed-End Funds Announce Tender Offers for Outstanding Auction Preferred Shares**
[Download](#) - Last updated: Jun 29, 2018

 **UNII Report**
[Download](#) - Last updated: Apr 30, 2018

 **UNII Report**
[Download](#) - Last updated: Mar 31, 2018

 **UNII Report**
[Download](#) - Last updated: Feb 28, 2018

 **UNII Report**
[Download](#) - Last updated: Jan 31, 2018

 **Closed-End Fund Earnings Undistributed Net Income Information**
[Download](#) - Last updated: Dec 31, 2017

 **Closed-End Fund Earnings Undistributed Net Income Information**
[Download](#) - Last updated: Nov 30, 2017

 **Closed-End Fund Earnings Undistributed Net Income Information**

 [Download](#) - Last updated: Oct 31, 2017

 [Closed-End Fund Earnings Undistributed Net Income Information](#)
[Download](#) - Last updated: Sep 30, 2017

 [Closed-End Fund Earnings Undistributed Net Income Information](#)
[Download](#) - Last updated: Aug 31, 2017

 [Closed-End Fund Earnings Undistributed Net Income Information](#)
[Download](#) - Last updated: Jul 31, 2017

 [Closed-End Fund Earnings Undistributed Net Income Information](#)
[Download](#) - Last updated: Jun 30, 2017

 [Closed-End Fund Earnings Undistributed Net Income Information](#)
[Download](#) - Last updated: May 31, 2017

 [Distribution Dates and Amounts Announced for Eaton Vance Closed-End Funds](#)
[Download](#) - Last updated: May 1, 2017

 [Closed-End Fund Earnings Undistributed Net Income Information](#)
[Download](#) - Last updated: Apr 30, 2017

 [Distribution Dates and Amounts Announced for Eaton Vance Closed-End Funds](#)
[Download](#) - Last updated: Apr 3, 2017

 [Closed-End Fund Earnings Undistributed Net Income Information](#)
[Download](#) - Last updated: Mar 31, 2017

 [Closed-End Fund Earnings Undistributed Net Income Information](#)
[Download](#) - Last updated: Feb 28, 2017

 [Closed-End Fund Earnings Undistributed Net Income Information](#)
[Download](#) - Last updated: Jan 31, 2017

 [Closed-End Fund Earnings Undistributed Net Income Information](#)
[Download](#) - Last updated: Dec 31, 2016

 [Closed-End Fund Earnings Undistributed Net Income Information](#)
[Download](#) - Last updated: Nov 30, 2016

 [Closed-End Fund Earnings Undistributed Net Income Information](#)
[Download](#) - Last updated: Oct 31, 2016

 [Closed-End Fund Earnings Undistributed Net Income Information](#)
[Download](#) - Last updated: Sep 30, 2016

 [Closed-End Fund Earnings Undistributed Net Income Information](#)
[Download](#) - Last updated: Aug 31, 2016

 [Closed-End Fund Earnings Undistributed Net Income Information](#)
[Download](#) - Last updated: Jul 31, 2016

 [Closed-End Fund Earnings Undistributed Net Income Information](#)

[Download](#) - Last updated: Jun 30, 2016

 [Closed-End Fund Earnings Undistributed Net Income Information](#)
[Download](#) - Last updated: May 31, 2016

 [Closed-End Fund Earnings Undistributed Net Income Information](#)
[Download](#) - Last updated: Apr 30, 2016

 [Closed-End Fund Earnings Undistributed Net Income Information](#)
[Download](#) - Last updated: Mar 31, 2016


 [Closed-End Fund Earnings Undistributed Net Income Information](#)
[Download](#) - Last updated: Feb 29, 2016

 [Closed-End Fund Earnings Undistributed Net Income Information](#)
[Download](#) - Last updated: Dec 31, 2015

 [Closed-End Fund Earnings Undistributed Net Income Information](#)
[Download](#) - Last updated: Oct 31, 2015

 [Eaton Vance Closed-End Funds Adopt Share Repurchase Programs](#)
[Download](#) - Last updated: Nov 15, 2013

 [Moody's Downgrades](#)
[Download](#) - Last updated: Jul 17, 2012

 [Eaton Vance Limited Duration Income Fund and Eaton Vance Short Duration Diversified Income Fund Approve Change in Investment Policies](#)
[Download](#) - Last updated: May 20, 2011

 [Section 16 Filings - www.sec.gov](#)
[Download](#) - Last updated: Jun 30, 2011

 [Semi-Annual Report](#)
[Download](#) - Last updated: Sep 30, 2021



Investments

[Eaton Vance Funds](#)

[Parametric Funds](#)

[Calvert Funds](#)

[Separately Managed Accounts](#)

[Closed-End Funds and Term Trusts](#)

Insights

[Advisory Blog](#)

[Monthly Market Monitor](#)

[Market Update Events](#) 

[The Advisor Institute](#)

Taxes & Tools

[Investment Tax Center](#)

[Tax Information](#)

[Investment Tax Calculator](#)

[Laddered Investing Interest Rate](#)

[Scenario Tool](#)

[Concentrated Stock Position](#)

[Calculator](#)

[Tax-Equivalent Yield Calculator](#)

Resources

[Forms & E-Delivery](#)

[Mutual Funds & Abandoned Property](#)

[DST Vision](#)

[AdvisorCentral](#)

[Accessibility](#) | [Business Continuity](#) | [Privacy & Security](#) | [Terms & Conditions](#) | [Careers](#) | [Contact](#) | [Investor Account Access](#)

Eaton Vance is part of Morgan Stanley Investment Management, the asset management division of Morgan Stanley.

 *This image indicates content designed specifically for Financial Advisors / Investment Professionals. This material is not to be used with the public.*

NOT FDIC INSURED | OFFER NO BANK GUARANTEE | MAY LOSE VALUE | NOT INSURED BY ANY FEDERAL GOVERNMENT AGENCY | NOT A DEPOSIT

Eaton Vance does not provide tax or legal advice. Prospective investors should consult with a tax or legal advisor before making any investment decision.

The information on this Web page is for U.S. residents only and does not constitute an offer to sell, or a solicitation of an offer to purchase, securities in any jurisdiction to any person to whom it is not lawful to make such an offer.

© Eaton Vance Management. All rights reserved.

Publication details: Monday, June 27, 2022 4:46 PM

Page ID: EVV - <https://funds.eatonvance.com/limited-duration-income-fund-evv.php>