



Limited Duration Income Fund

EVV

Symbol

\$12.86 ▼ \$-0.03

NAV as of Jan 27, 2022

\$12.23 ▼ \$-0.08

MKT as of Jan 27, 2022

-4.90%

Premium/Discount
as of Jan 27, 2022



Fact Sheet
Sep 30, 2021



CEF Connect - EVV



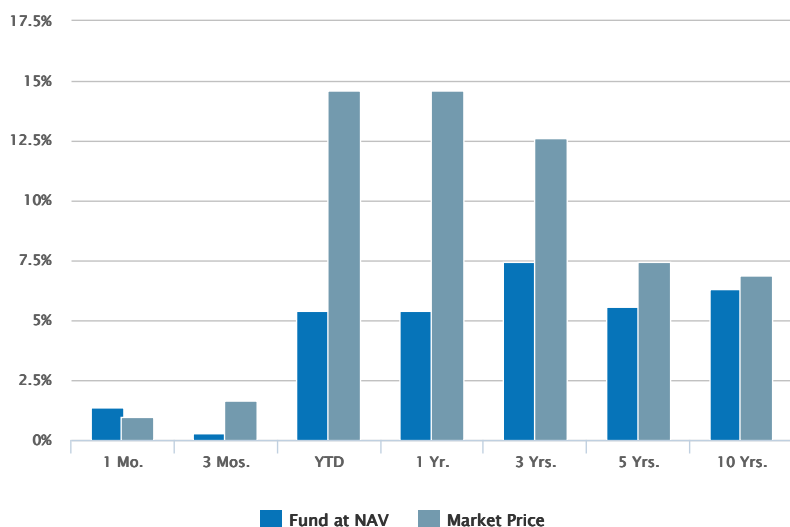
UNII Report
Dec 31, 2021

Overview

Historical Returns (%)

as of Dec 31, 2021

12/31/2021



Fund at NAV	1.38	0.31	5.38	5.38	7.43	5.54	6.29
Market Price	0.99	1.67	14.60	14.60	12.60	7.44	6.87

Past performance is no guarantee of future results. Investment return and principal value will fluctuate so that shares, when sold, may be worth more or less than their original cost. Performance is for the stated time period only; due to market volatility, the Fund's current performance may be lower or higher than quoted. The Fund's performance at market price will differ from its results at NAV. Returns are historical and are calculated by determining the percentage change in net asset value or market price (as applicable) with all distributions reinvested and includes management fees and other expenses. Until the reinvestment of Fund distributions is completed, returns are calculated using the lower of the net asset value or market price of the shares on the distribution ex date. Once the reinvestment is complete, returns are calculated using the average reinvestment price. Performance less than or equal to one year is cumulative. Fund performance during certain periods reflects the strong loan market performance and the Fund's use of leverage during those periods. This performance is not typical and may not be repeated.

Distribution Rates¹

as of Jan 27, 2022

Distribution Rate at NAV	9.33%
Distribution Rate at Market Price	9.75%

Fund Facts

Performance Inception	05/30/2003
Investment Objective	High current income
CUSIP	27828H105

Expense Ratios (%)²

as of Annual Report dated 03/31/2021	
Management Fees	1.15
Other Expenses	0.18
Total Expenses (ex Interest and Fee Expense)	1.33
Interest and Fee Expense	0.58
Total Expenses	1.91

Portfolio Management

Catherine McDermott	Managed Fund since 2008
Andrew Szczurowski, CFA	Managed Fund since 2011
Eric Stein, CFA	Managed Fund since 2012
Kelley Baccei Gerrity	Managed Fund since 2019

The information contained herein is provided for informational purposes only and does not constitute a solicitation of an offer to buy or sell Fund shares. Common shares of the Fund are only available for purchase and sale at current market price on a stock exchange. There is no assurance that the Fund will achieve its investment objective. The Fund is subject to numerous risks, including investment risks. Shares of closed-end funds often trade at a discount from their net asset value. The Fund is not a complete investment program and you may lose money investing in the Fund. An investment in the Fund may not be appropriate for all investors. Investors should review and consider carefully the Fund's investment objective, risks, charges and expenses.

The premium/discount is calculated as [(market price/NAV)-1].

Links to Morningstar Fact Sheet and CEF Connect: By clicking on the link from this page to the Morningstar fact sheet or CEF Connect, you will leave the Eaton Vance website. Eaton Vance is not responsible for the content of any such third-party website. See "Terms and Conditions" below.

1. Distribution Rate at NAV and Market Price is calculated by dividing the last distribution paid per share (annualized) by NAV or market price, respectively. A Fund's distributions in any period may be more or less than the net return earned by the Fund on its investments, and therefore should not be used as a measure of performance or confused with "yield" or "income."

2. Interest and fee expense relates to notes payable, a portion of which was incurred to partially redeem the Fund's Auction Preferred Shares, and reverse repurchase agreements.

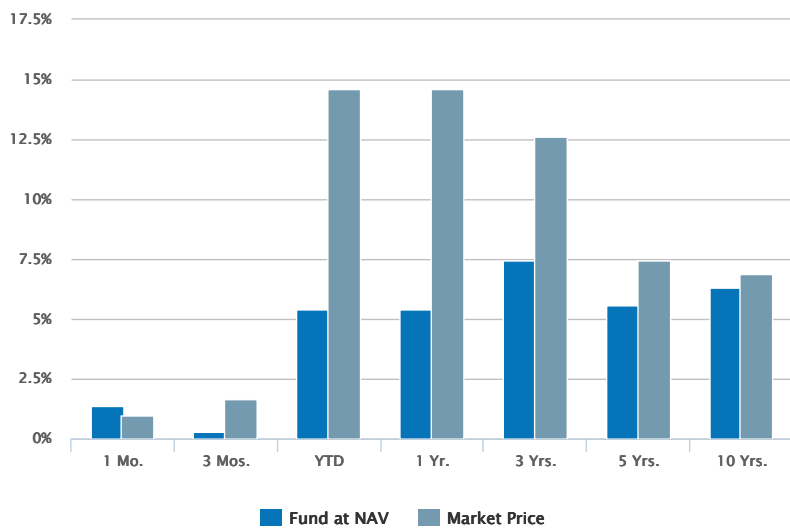
Performance

Historical Returns (%)

as of Dec 31, 2021

12/31/2021

Past performance is no guarantee of future results. Investment return and principal value will fluctuate so that shares, when sold, may be worth more or less than their original cost. Performance is for the stated time period only; due to market volatility, the Fund's current performance may be lower or higher than quoted. The Fund's performance at market price will differ from its results at NAV. Returns are historical and are calculated by determining the percentage change in net asset value or market price (as applicable) with all distributions reinvested and includes management fees and other expenses. Until the reinvestment of Fund distributions is completed, returns are calculated using the lower of the net asset value or market price of the shares on the distribution ex date. Once the reinvestment is complete, returns are calculated using the average reinvestment price. Performance less than or equal to one year is cumulative. Fund performance during certain periods reflects the strong loan market performance and the Fund's use of leverage during those periods. This performance is not typical and may not be repeated.



Fund at NAV	1.38	0.31	5.38	5.38	7.43	5.54	6.29
Market Price	0.99	1.67	14.60	14.60	12.60	7.44	6.87

Past performance is no guarantee of future results. Investment return and principal value will fluctuate so that shares, when sold, may be worth more or less than their original cost. Performance is for the stated time period only; due to market volatility, the Fund's current performance may be lower or higher than quoted. The Fund's performance at market price will differ from its results at NAV. Returns are historical and are calculated by determining the percentage change in net asset value or market price (as applicable) with all distributions reinvested and includes management fees and other expenses. Until the reinvestment of Fund distributions is completed, returns are calculated using the lower of the net asset value or market price of the shares on the distribution ex date. Once the reinvestment is complete, returns are calculated using the average reinvestment price. Performance less than or equal to one year is cumulative. Fund performance during certain periods reflects the strong loan market performance and the Fund's use of leverage during those periods. This performance is not typical and may not be repeated.

Calendar Year Returns (%)

	2012	2013	2014	2015	2016	2017	2018	2019	2020	2021
Fund at NAV	11.92	6.32	3.77	-0.62	14.53	6.73	-1.04	12.08	5.00	5.38
Market Price	18.05	-0.82	0.06	-1.20	17.35	6.76	-6.08	18.82	4.87	14.60

Fund Facts

Performance Inception 05/30/2003

Distribution Rates¹

as of Jan 27, 2022

Distribution Rate at NAV	9.33%
Distribution Rate at Market Price	9.75%

Distribution History^{3,4}

Ex-Date	Distribution	Reinvest Price
Jan 12, 2022	\$0.10000	

Ex-Date	Distribution	Reinvest Price
Dec 10, 2021	\$0.10000	
Nov 10, 2021	\$0.10000	
Oct 08, 2021	\$0.10000	
Sep 10, 2021	\$0.10000	
Aug 11, 2021	\$0.10000	\$13.32
Jul 09, 2021	\$0.10000	\$13.27
Jun 10, 2021	\$0.10000	\$13.03
May 12, 2021	\$0.10000	\$12.60
Apr 09, 2021	\$0.10000	\$12.60

[View All](#)

No records in this table indicates that there has not been a distribution greater than .0001 within the past 3 years.

Tax Character of Distributions

Ordinary Dividends

	Non-Qualified	Qualified	Total	Capital Gain Distributions	Nondividend Distributions	Total Distributions
Distributions (\$)						
2019	\$0.85	\$0.00	\$0.85	\$0.00	\$0.00	\$0.85
2018	\$0.78	\$0.00	\$0.78	\$0.00	\$0.15	\$0.93
2017	\$0.85	\$0.01	\$0.87	\$0.00	\$0.12	\$0.99
2016	\$1.03	\$0.02	\$1.05	\$0.00	\$0.11	\$1.16
2015	\$1.18	\$0.02	\$1.20	\$0.00	\$0.02	\$1.22
2014	\$1.16	\$0.02	\$1.18	\$0.00	\$0.04	\$1.22
2013	\$1.18	\$0.01	\$1.19	\$0.00	\$0.03	\$1.22
2012	\$1.21	\$0.00	\$1.21	\$0.00	\$0.04	\$1.25
2011	\$1.12	\$0.00	\$1.12	\$0.00	\$0.05	\$1.17
2010	\$1.39	\$0.00	\$1.39	\$0.00	\$0.00	\$1.39
2009	\$1.41	\$0.00	\$1.41	\$0.00	\$0.02	\$1.43
2008	\$1.31	\$0.00	\$1.31	\$0.00	\$0.00	\$1.31
2007	\$1.51	\$0.00	\$1.51	\$0.00	\$0.00	\$1.51
2006	\$1.51	\$0.00	\$1.51	\$0.00	\$0.00	\$1.51
2005	\$1.53	\$0.00	\$1.53	\$0.00	\$0.00	\$1.53
Distributions (%)						
2019	100.00%	0.00%	100.00%	0.00%	0.00%	100.00%
2018	84.47%	0.00%	84.47%	0.00%	15.53%	100.00%
2017	86.55%	1.30%	87.85%	0.00%	12.15%	100.00%
2016	89.04%	1.65%	90.69%	0.00%	9.31%	100.00%

Ordinary Dividends

	Non-Qualified	Qualified	Total	Capital Gain Distributions	Nondividend Distributions	Total Distributions
2015	96.98%	1.10%	98.08%	0.00%	1.92%	100.00%
2014	95.25%	1.31%	96.56%	0.00%	3.44%	100.00%
2013	96.95%	0.37%	97.32%	0.00%	2.68%	100.00%
2012	96.55%	0.00%	96.55%	0.00%	3.45%	100.00%
2011	95.30%	0.00%	95.30%	0.00%	4.70%	100.00%
2010	100.00%	0.00%	100.00%	0.00%	0.00%	100.00%
2009	98.38%	0.00%	98.38%	0.00%	1.62%	100.00%
2008	100.00%	0.00%	100.00%	0.00%	0.00%	100.00%
2007	100.00%	0.00%	100.00%	0.00%	0.00%	100.00%
2006	100.00%	0.00%	100.00%	0.00%	0.00%	100.00%
2005	100.00%	0.00%	100.00%	0.00%	0.00%	100.00%

The information contained herein is provided for informational purposes only and does not constitute a solicitation of an offer to buy or sell Fund shares. Common shares of the Fund are only available for purchase and sale at current market price on a stock exchange. There is no assurance that the Fund will achieve its investment objective. The Fund is subject to numerous risks, including investment risks. Shares of closed-end funds often trade at a discount from their net asset value. The Fund is not a complete investment program and you may lose money investing in the Fund. An investment in the Fund may not be appropriate for all investors. Investors should review and consider carefully the Fund's investment objective, risks, charges and expenses.

The premium/discount is calculated as [(market price/NAV)-1].

Links to Morningstar Fact Sheet and CEF Connect: By clicking on the link from this page to the Morningstar fact sheet or CEF Connect, you will leave the Eaton Vance website. Eaton Vance is not responsible for the content of any such third-party website. See "Terms and Conditions" below.

1. Distribution Rate at NAV and Market Price is calculated by dividing the last distribution paid per share (annualized) by NAV or market price, respectively. A Fund's distributions in any period may be more or less than the net return earned by the Fund on its investments, and therefore should not be used as a measure of performance or confused with "yield" or "income."

3. See "Tax Character of Distributions". For information about any distributions in the current year estimated to include non-dividend distributions or capital gains, please refer to [Eaton Vance Closed-End Fund Distribution Notices \(19a\)](#).

4. A nondividend or return of capital distribution may include, for example, a return of some or all of the money that an investor invested in Fund shares, which can cause the Fund's NAV to erode.

Portfolio

Fund Holdings^{5,6}

as of Nov 30, 2021

Holding	Coupon Rate	Maturity Date	% of Net Assets
Fannie Mae or Freddie Mac	2.50%	01/01/2049	9.25%
Ginnie Mae II Pool - MA7705	2.50%	11/20/2051	4.24%
EV Cash Reserves Fund LLC	0.00%		3.40%

[View All](#)

Holding	Coupon Rate	Maturity Date	% of Net Assets
Euro	0.00%		2.91%
Ginnie Mae	3.00%	12/01/2049	2.73%
Ginnie Mae II Pool - MA7472	2.50%	07/20/2051	1.99%
Fannie Mae or Freddie Mac	2.50%	12/01/2049	1.82%
BlackRock Corporate High Yield Fund Inc	0.00%		1.74%
Ginnie Mae II Pool - MA7419	3.00%	06/20/2051	1.63%
Ginnie Mae II Pool - MA7535	3.00%	08/20/2051	1.34%

[View All](#)

The information contained herein is provided for informational purposes only and does not constitute a solicitation of an offer to buy or sell Fund shares. Common shares of the Fund are only available for purchase and sale at current market price on a stock exchange. There is no assurance that the Fund will achieve its investment objective. The Fund is subject to numerous risks, including investment risks. Shares of closed-end funds often trade at a discount from their net asset value. The Fund is not a complete investment program and you may lose money investing in the Fund. An investment in the Fund may not be appropriate for all investors. Investors should review and consider carefully the Fund's investment objective, risks, charges and expenses.

The premium/discount is calculated as $[(\text{market price}/\text{NAV})-1]$.

Links to Morningstar Fact Sheet and CEF Connect: By clicking on the link from this page to the Morningstar fact sheet or CEF Connect, you will leave the Eaton Vance website. Eaton Vance is not responsible for the content of any such third-party website. See "Terms and Conditions" below.

5. The following list reflects unaudited securities holdings (excluding derivatives positions). Holdings information may differ if presented as of trade date. Due to rounding, holdings of less than 0.005% may show as 0.00%. Portfolio information subject to change due to active management.

6. Percent of total net assets.

Management



Catherine McDermott
Vice President, Eaton Vance
Management
Joined Eaton Vance 2000

Biography

Catherine McDermott is a vice president of Eaton Vance Management and portfolio manager on Eaton Vance's floating-rate loan team. She is responsible for buy and sell decisions, portfolio construction and risk management for the firm's floating-rate loan strategies. Her focus is primarily on the automotive industry in addition to casinos, general industrial, theaters, packaging and consumer products. She joined Eaton Vance in 2000.

Catherine began her career in the investment management industry in 1988. Before joining Eaton Vance, she was a principal at Cypress Tree Investment Management and a vice president of corporate underwriting and research at Financial Security Assurance Inc.

Catherine earned a B.A., summa cum laude, from Boston College.

Education

- B.A. Boston College

Experience

- Managed Fund since 2008
-

Other funds managed

- [Floating-Rate 2022 Target Term Trust](#)
 - [Floating-Rate Income Trust](#)
 - [Senior Floating-Rate Trust](#)
 - [Senior Income Trust](#)
 - [Short Duration Diversified Income Fund](#)
-



Andrew Szczurowski, CFA
Vice President, Eaton Vance
Management
Joined Eaton Vance 2007

Biography

Andrew Szczurowski is a vice president of Eaton Vance Management and portfolio manager on Eaton Vance's global income team. He is responsible for buy and sell decisions, portfolio construction and risk management for the firm's mortgage-backed securities strategies. He joined Eaton Vance in 2007.

Andrew began his career in the investment management industry in 2005. Before joining Eaton Vance, he was affiliated with BNY Mellon.

Andrew earned a B.S., cum laude, from Peter T. Paul College of Business and Economics at the University of New Hampshire. He is a member of the CFA Society of Boston and is a CFA charterholder.

Education

- B.S. University of New Hampshire

Experience

- Managed Fund since 2011
-

Other funds managed

- [Short Duration Diversified Income Fund](#)
-



Eric Stein, CFA

Chief Investment Officer, Fixed Income
Joined Eaton Vance 2002; rejoined the firm in 2008

Biography

Eric Stein is a vice president of Eaton Vance Management and chief investment officer, fixed income. He is responsible for overseeing the management of investment strategies for Eaton Vance Management and its affiliate Calvert Research and Management across the income markets, including floating-rate loans, high-yield bonds, municipal bonds, emerging-market debt, mortgage-backed and asset-backed securities, investment-grade corporate and government bonds, and multi-asset income solutions for individual and institutional accounts. He originally joined Eaton Vance in 2002 and rejoined the company in 2008.

Eric began his career in the investment management industry with Eaton Vance in 2002. Previously at Eaton Vance, he was co-director of global income and a portfolio manager on Eaton Vance's global income team, where he led that team with investment professionals based in Boston, Washington, D.C., London and Singapore. Eric previously worked on the Markets Desk of the Federal Reserve Bank of New York. He has additional experience at Citigroup Alternative Investments.

Eric earned a B.S., cum laude, from Boston University and an MBA, with honors, from the University of Chicago Booth School of Business. He is a term member of the Council on Foreign Relations. He is also a CFA charterholder and a member of the Boston Committee on Foreign Relations, Boston Economic Club, Enterprise Club, AEI Boston Council and the CFA Society Boston. Eric is on the board of overseers of Big Brothers Big Sisters of Massachusetts Bay, where he is also a member of the finance and audit committee.

Eric's commentary has appeared in The New York Times, The Wall Street Journal, Barron's, Financial Times, The Washington Post, Bloomberg, Dow Jones, Reuters, Kiplinger's and The Christian Science Monitor. He has been featured on CNBC, Fox News, Fox Business News, PBS, Bloomberg Radio and Bloomberg TV.

Education

- B.S. Boston University
- M.B.A. Booth School of Business, University of Chicago

Experience

- Managed Fund since 2012

Other funds managed

- [Short Duration Diversified Income Fund](#)
-



Kelley Baccei Gerrity

Vice President, Portfolio Manager
Joined Eaton Vance 2005

Biography

Kelley Baccei is a vice president of Eaton Vance Management and a portfolio manager on Eaton Vance's high-yield team. She is responsible for buy and sell decisions and portfolio construction. She joined Eaton Vance in 2005.

Kelley began her career in the investment management industry in 2000. Before joining Eaton Vance, she was the director of high-yield distressed research at Fieldstone Capital Group. Previously, she was associate director of fixed-income research at Scotia Capital Markets, Inc.

Kelley earned a B.A. from Boston College and a certificate in credit analysis from New York University.

Education

- B.A. Boston College

Experience

- Managed Fund since 2019
-

Literature



Fact Sheet

[Download](#) - Last updated: Sep 30, 2021



Report of Organizational Actions Affecting Basis of Securities

[Download](#) - Last updated: May 5, 2021



Report of Organizational Actions Affecting Basis of Securities

[Download](#) - Last updated: Jan 20, 2021



Report of Organizational Actions Affecting Basis of Securities

[Download](#) - Last updated: Mar 31, 2012



Annual Report

[Download](#) - Last updated: Mar 31, 2021



Q1 Holdings

[Download](#) - Last updated: Jun 30, 2021



Q3 Holdings

[Download](#) - Last updated: Dec 31, 2020



Holdings - Form N-PORT

[Download](#)



Return of Capital Distributions Demystified

[Download](#) - Last updated: Dec 29, 2021



Information Concerning APS Auctions and Dividend Rates

[Download](#) - Last updated: Jan 28, 2022



Auction Preferred Shares Market Update

[Download](#) - Last updated: Dec 1, 2021



Eaton Vance Announces Upcoming Retirement of Payson F. Swaffield

[Download](#) - Last updated: Apr 30, 2020



Eric A. Stein to Join Portfolio Management Team of Eaton Vance Limited Duration Income Fund and Eaton Vance Short Duration Diversified Income Fund

[Download](#) - Last updated: Nov 27, 2012



Trustees of Eaton Vance Limited Duration Income Fund Approve Change in Investment Policies

[Download](#) - Last updated: Mar 17, 2011



Distribution Dates and Amounts Announced for Eaton Vance Closed-End Funds

[Download](#) - Last updated: Jan 3, 2022



UNII Report

[Download](#) - Last updated: Dec 31, 2021



Certain Eaton Vance Closed-End Funds Announce Telephonic Annual Meeting of Shareholders on January 13, 2022

[Download](#) - Last updated: Dec 30, 2021



Eaton Vance Short Duration Diversified Income Fund and Eaton Vance Limited Duration Income Fund Announce Investment Policy Changes

[Download](#) - Last updated: Dec 22, 2021



Distribution Dates and Amounts Announced for Eaton Vance Closed-End Funds

[Download](#) - Last updated: Dec 1, 2021



UNII Report

[Download](#) - Last updated: Nov 30, 2021



Distribution Dates and Amounts Announced for Eaton Vance Closed-End Funds

[Download](#) - Last updated: Nov 1, 2021



UNII Report

[Download](#) - Last updated: Oct 31, 2021



Distribution Dates and Amounts Announced for Eaton Vance Closed-End Funds

[Download](#) - Last updated: Oct 1, 2021



UNII Report

[Download](#) - Last updated: Sep 30, 2021



Distribution Dates and Amounts Announced for Eaton Vance Closed-End Funds

[Download](#) - Last updated: Sep 1, 2021



UNII Report

[Download](#) - Last updated: Aug 31, 2021



Distribution Dates and Amounts Announced for Eaton Vance Closed-End Funds

[Download](#) - Last updated: Aug 2, 2021



UNII Report

[Download](#) - Last updated: Jul 31, 2021



Distribution Dates and Amounts Announced for Eaton Vance Closed-End Funds

[Download](#) - Last updated: Jul 1, 2021



UNII Report

[Download](#) - Last updated: Jun 30, 2021



Distribution Dates and Amounts Announced for Eaton Vance Closed-End Funds

[Download](#) - Last updated: Jun 1, 2021



UNII Report

[Download](#) - Last updated: May 31, 2021



Distribution Dates and Amounts Announced for Eaton Vance Closed-End Funds

[Download](#) - Last updated: May 3, 2021



UNII Report

[Download](#) - Last updated: Apr 30, 2021



Distribution Dates and Amounts for Eaton Vance Closed-End Funds

[Download](#) - Last updated: Apr 1, 2021



UNII Report

[Download](#) - Last updated: Mar 31, 2021



Distribution Dates and Amounts Announced for Eaton Vance Closed-End Funds

[Download](#) - Last updated: Mar 1, 2021



UNII Report

[Download](#) - Last updated: Feb 28, 2021



Distribution Dates and Amounts Announced for Eaton Vance Closed-End Funds

[Download](#) - Last updated: Feb 1, 2021



UNII Report

[Download](#) - Last updated: Jan 31, 2021



Eaton Vance Limited Duration Income Fund Announces Telephonic Annual Meeting of Shareholders On February 11, 2021

[Download](#) - Last updated: Jan 28, 2021



Corrected Results of Joint Special Shareholder Meeting of Certain Eaton Vance Closed-End Funds

[Download](#) - Last updated: Jan 12, 2021



Results of Joint Special Shareholder Meeting of Certain Eaton Vance Closed-End Funds

[Download](#) - Last updated: Jan 8, 2021



Distribution Dates and Amounts Announced for Eaton Vance Closed-End Funds

[Download](#) - Last updated: Jan 4, 2021



UNII Report

[Download](#) - Last updated: Dec 31, 2020



Certain Eaton Vance Closed-End Funds Joint Special Meeting of Shareholders on January 7, 2021 Will Be a Virtual Meeting

[Download](#) - Last updated: Dec 23, 2020



Distribution Dates and Amounts Announced for Eaton Vance Closed-End Funds

[Download](#) - Last updated: Dec 1, 2020



UNII Report

[Download](#) - Last updated: Nov 30, 2020



Eaton Vance Closed-End Funds Announce Board Approval of New Investment Advisory and Sub-Advisory Agreements

[Download](#) - Last updated: Nov 10, 2020



Distribution Dates and Amounts Announced for Eaton Vance Closed-End Funds

[Download](#) - Last updated: Nov 2, 2020



UNII Report

[Download](#) - Last updated: Oct 31, 2020



Eaton Vance Closed-End Funds Announce Record and Meeting Dates For Joint Special Meeting of Shareholders

[Download](#) - Last updated: Oct 29, 2020



Distribution Dates and Amounts Announced for Eaton Vance Closed-End Funds

[Download](#) - Last updated: Oct 1, 2020



UNII Report

[Download](#) - Last updated: Sep 30, 2020



Distribution Dates and Amounts Announced for Eaton Vance Closed-End Funds

[Download](#) - Last updated: Sep 1, 2020



UNII Report

[Download](#) - Last updated: Aug 31, 2020



Distribution Dates and Amounts Announced for Eaton Vance Closed-End Funds

[Download](#) - Last updated: Aug 3, 2020



UNII Report

[Download](#) - Last updated: Jul 31, 2020



Distribution Dates and Amounts Announce for Eaton Vance Closed-End Funds

[Download](#) - Last updated: Jul 1, 2020



UNII Report

[Download](#) - Last updated: Jun 30, 2020



Distribution Dates and Amounts Announced for Eaton Vance Closed-End Funds

[Download](#) - Last updated: Jun 1, 2020



UNII Report

[Download](#) - Last updated: May 31, 2020



Distribution Dates and Amounts Announced for Eaton Vance Closed-End Funds


[Download](#) - Last updated: May 1, 2020



UNII Report


[Download](#) - Last updated: Apr 30, 2020

 **Distribution Dates and Amounts Announced for Eaton Vance Closed-End Funds**
[Download](#) - Last updated: Apr 1, 2020


 **UNII Report**
[Download](#) - Last updated: Mar 31, 2020


 **Distribution Dates and Amounts Announced for Eaton Vance Closed-End Funds**
[Download](#) - Last updated: Mar 2, 2020


 **Distribution Dates and Amounts Announced For Eaton Vance Closed-End Funds**
[Download](#) - Last updated: Feb 3, 2020


 **UNII Report**
[Download](#) - Last updated: Jan 31, 2020

 **Eaton Vance Limited Duration Income Fund Releases Results of Annual Shareholder Meeting**
[Download](#) - Last updated: Jan 22, 2020


 **Distribution Dates and Amounts Announced for Eaton Vance Closed-End Funds and Portfolio Managers of Eaton Have High Income 2021 Target Term Trust (NYSE: EHT)**
[Download](#) - Last updated: Jan 2, 2020


 **UNII Report**
[Download](#) - Last updated: Dec 31, 2019


 **UNII Report**
[Download](#) - Last updated: Dec 17, 2019


 **UNII Report**
[Download](#) - Last updated: Oct 31, 2019

 **Eaton Vance Limited Duration Income Fund Announces Increase in Distribution**
[Download](#) - Last updated: Oct 9, 2019

 **UNII Report**
[Download](#) - Last updated: Sep 30, 2019

 **UNII Report**
[Download](#) - Last updated: Aug 31, 2019

 **UNII Report**
[Download](#) - Last updated: Jul 31, 2019

 **UNII Report**
[Download](#) - Last updated: Jun 30, 2019



UNII Report

[Download](#) - Last updated: May 31, 2019



UNII Report

[Download](#) - Last updated: Apr 30, 2019



UNII Report

[Download](#) - Last updated: Mar 31, 2019



UNII Report

[Download](#) - Last updated: Feb 28, 2019



Eaton Vance Management Announces Portfolio Management Teams for Certain Closed-End Funds

[Download](#) - Last updated: Feb 25, 2019



UNII Report

[Download](#) - Last updated: Jan 31, 2019



UNII Report

[Download](#) - Last updated: Dec 31, 2018



UNII Report

[Download](#) - Last updated: Nov 30, 2018



UNII Report

[Download](#) - Last updated: Oct 31, 2018



UNII Report

[Download](#) - Last updated: Sep 30, 2018



Eaton Vance Closed-End Funds Announce Final Results of Auction Preferred Shares Tender Offers

[Download](#) - Last updated: Sep 14, 2018



UNII Report

[Download](#) - Last updated: Aug 31, 2018



Eaton Vance Closed-End Funds Announce Tender Offers For Outstanding Auction Preferred Shares

[Download](#) - Last updated: Aug 16, 2018



UNII Report

[Download](#) - Last updated: Jul 31, 2018



UNII Report

[Download](#) - Last updated: Jun 30, 2018



Eaton Vance Closed-End Funds Announce Tender Offers for Outstanding Auction Preferred Shares

[Download](#) - Last updated: Jun 29, 2018



UNII Report

[Download](#) - Last updated: Apr 30, 2018



UNII Report

[Download](#) - Last updated: Mar 31, 2018



UNII Report

[Download](#) - Last updated: Feb 28, 2018



UNII Report

[Download](#) - Last updated: Jan 31, 2018



Closed-End Fund Earnings Undistributed Net Income Information

[Download](#) - Last updated: Dec 31, 2017



Closed-End Fund Earnings Undistributed Net Income Information

[Download](#) - Last updated: Nov 30, 2017



Closed-End Fund Earnings Undistributed Net Income Information

[Download](#) - Last updated: Oct 31, 2017



Closed-End Fund Earnings Undistributed Net Income Information

[Download](#) - Last updated: Sep 30, 2017



Closed-End Fund Earnings Undistributed Net Income Information

[Download](#) - Last updated: Aug 31, 2017



Closed-End Fund Earnings Undistributed Net Income Information

[Download](#) - Last updated: Jul 31, 2017



Closed-End Fund Earnings Undistributed Net Income Information

[Download](#) - Last updated: Jun 30, 2017



Closed-End Fund Earnings Undistributed Net Income Information

[Download](#) - Last updated: May 31, 2017



Distribution Dates and Amounts Announced for Eaton Vance Closed-End Funds

[Download](#) - Last updated: May 1, 2017



Closed-End Fund Earnings Undistributed Net Income Information

[Download](#) - Last updated: Apr 30, 2017



Distribution Dates and Amounts Announced for Eaton Vance Closed-End Funds

[Download](#) - Last updated: Apr 3, 2017



Closed-End Fund Earnings Undistributed Net Income Information

[Download](#) - Last updated: Mar 31, 2017



Closed-End Fund Earnings Undistributed Net Income Information

[Download](#) - Last updated: Feb 28, 2017



Closed-End Fund Earnings Undistributed Net Income Information

[Download](#) - Last updated: Jan 31, 2017



Closed-End Fund Earnings Undistributed Net Income Information

[Download](#) - Last updated: Dec 31, 2016



Closed-End Fund Earnings Undistributed Net Income Information

[Download](#) - Last updated: Nov 30, 2016



Closed-End Fund Earnings Undistributed Net Income Information

[Download](#) - Last updated: Oct 31, 2016



Closed-End Fund Earnings Undistributed Net Income Information

[Download](#) - Last updated: Sep 30, 2016



Closed-End Fund Earnings Undistributed Net Income Information

[Download](#) - Last updated: Aug 31, 2016



Closed-End Fund Earnings Undistributed Net Income Information

[Download](#) - Last updated: Jul 31, 2016



Closed-End Fund Earnings Undistributed Net Income Information

[Download](#) - Last updated: Jun 30, 2016



Closed-End Fund Earnings Undistributed Net Income Information

[Download](#) - Last updated: May 31, 2016



Closed-End Fund Earnings Undistributed Net Income Information

[Download](#) - Last updated: Apr 30, 2016



Closed-End Fund Earnings Undistributed Net Income Information

[Download](#) - Last updated: Mar 31, 2016



Closed-End Fund Earnings Undistributed Net Income Information

[Download](#) - Last updated: Feb 29, 2016



Closed-End Fund Earnings Undistributed Net Income Information

[Download](#) - Last updated: Dec 31, 2015



Closed-End Fund Earnings Undistributed Net Income Information

[Download](#) - Last updated: Oct 31, 2015



Eaton Vance Closed-End Funds Adopt Share Repurchase Programs

[Download](#) - Last updated: Nov 15, 2013



Moody's Downgrades

[Download](#) - Last updated: Jul 17, 2012



Eaton Vance Limited Duration Income Fund and Eaton Vance Short Duration Diversified Income Fund Approve Change in Investment Policies

[Download](#) - Last updated: May 20, 2011



HEADQUARTERS

Two International Place
Boston, MA 02110

Investments

- [Eaton Vance Funds](#)
- [Parametric Funds](#)
- [Calvert Funds](#)
- [Separately Managed Accounts](#)
- [Closed-End Funds and Term Trusts](#)

Insights

- [Advisory Blog](#)
- [Monthly Market Monitor](#)
- [Market Update Events](#)
- [The Advisor Institute](#)

Taxes & Tools

- [Investment Tax Center](#)
- [Tax Information](#)
- [Investment Tax Calculator](#)
- [Laddered Investing Interest Rate Scenario Tool](#)
- [Concentrated Stock Position Calculator](#)
- [Tax-Equivalent Yield Calculator](#)

Resources

- [Mutual Fund Sales Charges](#)
- [Parametric Sales Charges](#)
- [Forms & E-Delivery](#)
- [Mutual Funds & Abandoned Property](#)
- [DST Vision](#)
- [AdvisorCentral](#)

[Accessibility](#) | [Business Continuity](#) | [Privacy & Security](#) | [Terms & Conditions](#) | [Careers](#) | [Contact](#) | [Investor Account Access](#)

Eaton Vance is part of Morgan Stanley Investment Management, the asset management division of Morgan Stanley.

This image indicates content designed specifically for Financial Advisors / Investment Professionals. This material is not to be used with the public.

NOT FDIC INSURED | OFFER NO BANK GUARANTEE | MAY LOSE VALUE | NOT INSURED BY ANY FEDERAL GOVERNMENT AGENCY | NOT A DEPOSIT

Eaton Vance does not provide tax or legal advice. Prospective investors should consult with a tax or legal advisor before making any investment decision.

The information on this Web page is for U.S. residents only and does not constitute an offer to sell, or a solicitation of an offer to purchase, securities in any jurisdiction to any person to whom it is not lawful to make such an offer.

© Eaton Vance Management. All rights reserved.

Publication details: Friday, January 28, 2022 10:48 AM

Page ID: EVV - <https://funds.eatonvance.com/limited-duration-income-fund-evt.php>