



Floating-Rate 2022 Target Term Trust

EFL
Symbol

\$8.64 ▲\$0.00
NAV as of Aug 12, 2022

\$8.57 ▼\$-0.01
MKT as of Aug 12, 2022

-0.81%
Premium/Discount
as of Aug 12, 2022



Fact Sheet
Jun 30, 2022



CEF Connect - EFL



UNII Report
Jun 30, 2022

Overview

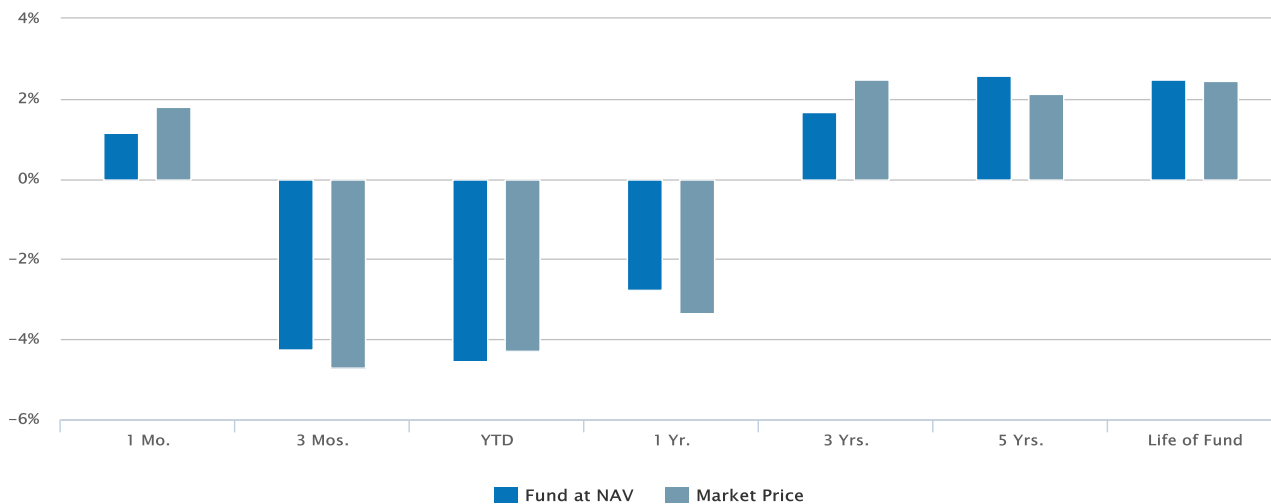
Investment Objectives

The Trust's investment objectives are high current income and to return \$9.85¹ per share (the original net asset value) to holders of common shares on or about October 31, 2022² ("Termination Date").

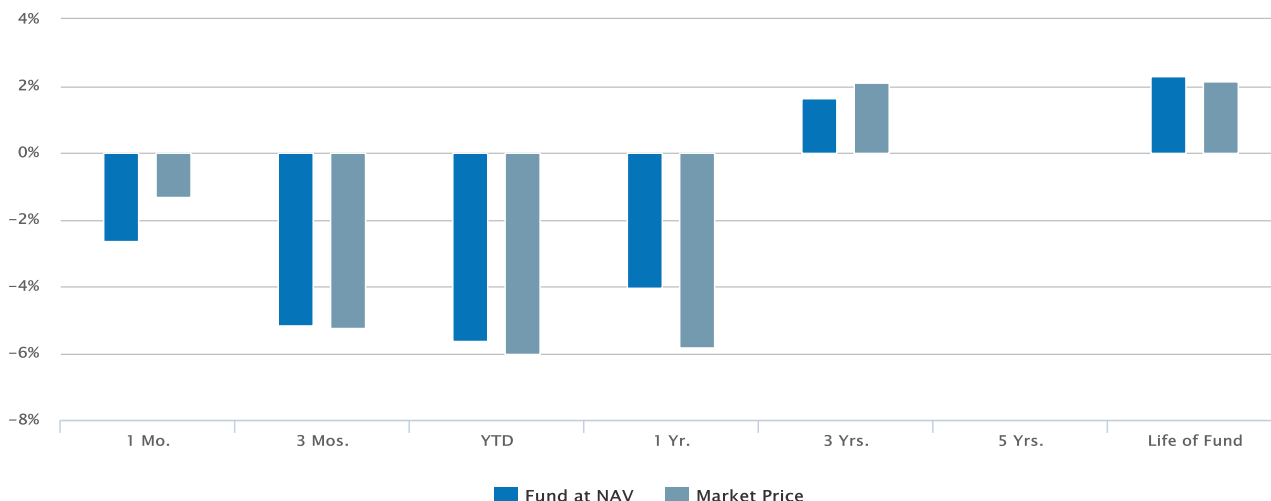
Historical Returns (%)

as of Jun 30, 2022

07/31/2022



06/30/2022



07/31/2022								
Fund at NAV	1.15	-4.24	-4.55	-2.77	1.68	2.58	2.49	
Market Price	1.81	-4.72	-4.30	-3.35	2.49	2.11	2.46	
06/30/2022								
Fund at NAV	-2.63	-5.18	-5.63	-4.04	1.64	—	2.30	
Market Price	-1.31	-5.23	-6.00	-5.83	2.10	—	2.13	

Past performance is no guarantee of future results. Investment return and principal value will fluctuate so that shares, when sold, may be worth more or less than their original cost. Performance is for the stated time period only; due to market volatility, the Fund's current performance may be lower or higher than quoted. The Fund's performance at market price will differ from its results at NAV. Returns are historical and are calculated by determining the percentage change in net asset value or market price (as applicable) with all distributions reinvested and includes management fees and other expenses. Until the reinvestment of Fund distributions is completed, returns are calculated using the lower of the net asset value or market price of the shares on the distribution ex date. Once the reinvestment is complete, returns are calculated using the average reinvestment price. Performance less than or equal to one year is cumulative. Fund performance during certain periods reflects the strong loan market performance and the Fund's use of leverage during those periods. This performance is not typical and may not be repeated.

Fund Facts

as of Jul 31, 2022

Performance Inception	07/31/2017
Total Net Assets	\$205.3M
CUSIP	27831H100

Fund Facts

Performance Inception	07/31/2017
CUSIP	27831H100

Expense Ratios (%)³

as of Annual Report dated 06/30/2021

Management Fees	1.06
Other Expenses	0.17
Total Expenses (ex Interest and Fee Expense)	1.23
Interest and Fee Expense	0.77
Total Expenses	2.00

Portfolio Management

[Andrew N. Sveen, CFA](#)

[Managed Fund since 2019](#)

[Catherine McDermott](#)

[Managed Fund since 2019](#)

[Daniel P. McElaney, CFA](#)

[Managed Fund since 2019](#)

The information contained herein is provided for informational purposes only and does not constitute a solicitation of an offer to buy or sell Trust shares. Common shares of the Trust are only available for purchase and sale at current market price on a stock exchange. There is no assurance that the Trust will achieve its investment objectives. The Trust is subject to numerous risks, including investment risks. Shares of closed-end funds frequently trade at a discount from their net asset value. The Trust is not designed to be a complete investment program and you may lose money investing in the Trust. An investment in the Trust may not be appropriate for all investors. Investors should review and consider carefully the Trust's investment objectives, risks, charges and expenses before investing.

The premium/discount is calculated as [(market price/NAV)-1].

Links to Morningstar Fact Sheet and CEF Connect: By clicking on the link from this page to the Morningstar fact sheet or CEF Connect, you will leave the Eaton Vance website. Eaton Vance is not responsible for the content of any such third-party website. See "Terms and Conditions" below.

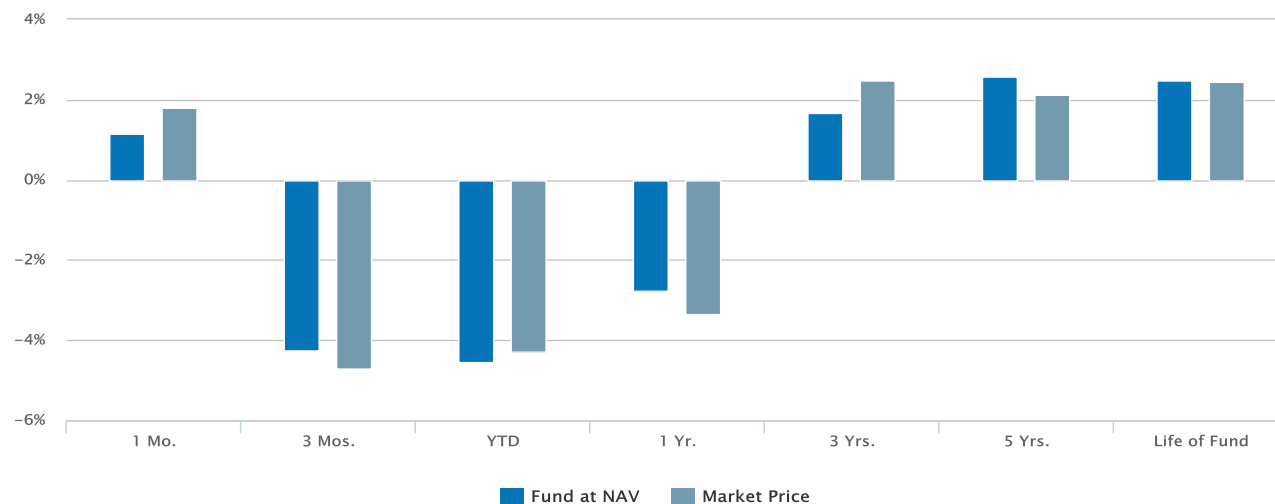
1. For purposes of this web page, the original net asset value (“NAV”) of \$9.85 per share is before deducting offering costs of \$0.02 per share. **Although Eaton Vance Floating-Rate 2022 Target Term Trust (“Fund”) has an investment objective of returning original NAV to holders of common shares of beneficial interest (“Common Shares”) on or about the Termination Date, the Fund may not be successful in achieving this objective. The objective to return the Fund’s original NAV is not an express or implied guarantee obligation of the Fund or any other entity.** The Fund’s ability to return original NAV to common shareholders on or about the Termination Date will depend on market conditions and the success of the Fund’s portfolio investments and cash flow management.
2. The Fund’s term may be extended for one period of up to twelve months and one additional period of up to six months by a vote of the Fund’s Board of Trustees.
3. Interest and fee expense relates to the variable rate term preferred shares.

Performance

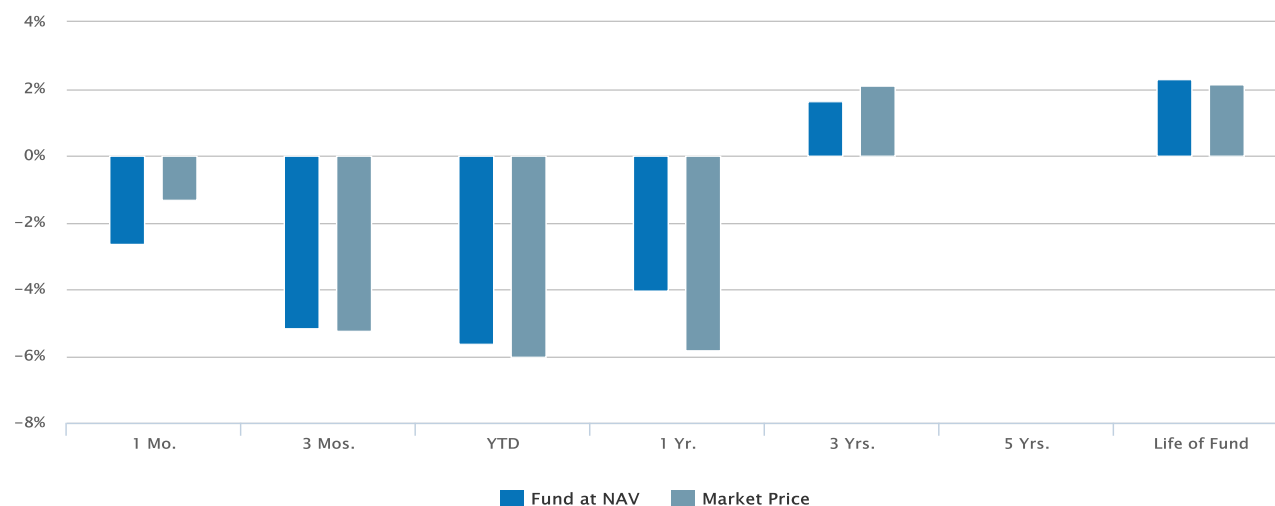
Historical Returns (%)

as of Jun 30, 2022

07/31/2022



06/30/2022



07/31/2022

Fund at NAV	1.15	-4.24	-4.55	-2.77	1.68	2.58	2.49
Market Price	1.81	-4.72	-4.30	-3.35	2.49	2.11	2.46

06/30/2022

Fund at NAV	-2.63	-5.18	-5.63	-4.04	1.64	—	2.30
Market Price	-1.31	-5.23	-6.00	-5.83	2.10	—	2.13

Past performance is no guarantee of future results. Investment return and principal value will fluctuate so that shares, when sold, may be worth more or less than their original cost. Performance is for the stated time period only; due to market volatility, the Fund's current performance may be lower or higher than quoted. The Fund's performance at market price will differ from its results at NAV. Returns are historical and are calculated by determining the percentage change in net asset value or market price (as applicable) with all distributions reinvested and includes management fees and other expenses. Until the reinvestment of Fund distributions is completed, returns are calculated using the lower of the net asset value or market price of the shares on the distribution ex date. Once the reinvestment is complete, returns are calculated using the average reinvestment price. Performance less than or equal to one year is cumulative. Fund performance during certain periods reflects the strong loan market performance and the Fund's use of leverage during those periods. This performance is not typical and may not be repeated.

Calendar Year Returns (%)

	2012	2013	2014	2015	2016	2017	2018	2019	2020	2021
Fund at NAV	—	—	—	—	—	—	-1.91	11.41	2.20	5.00
Market Price	—	—	—	—	—	—	-2.10	15.68	0.56	8.20

Fund Facts

Performance Inception 07/31/2017

Distribution History^{4,5}

Ex-Date	Distribution	Reinvest Price
Aug 10, 2022	\$0.03000	
Jul 08, 2022	\$0.02900	
Jun 10, 2022	\$0.02700	
May 11, 2022	\$0.02600	
Apr 08, 2022	\$0.02400	
Mar 10, 2022	\$0.03200	
Feb 10, 2022	\$0.03200	
Jan 12, 2022	\$0.03200	
Dec 10, 2021	\$0.03200	
Nov 10, 2021	\$0.03200	

[View All](#)

No records in this table indicates that there has not been a distribution greater than .0001 within the past 3 years.
Trust prospectus

Tax Character of Distributions

Ordinary Dividends

	Non-Qualified	Qualified	Total	Capital Gain Distributions	Nondividend Distributions	Total Distributions
Distributions (\$)						
2019	\$0.55	\$0.00	\$0.55	\$0.00	\$0.00	\$0.55
2018	\$0.51	\$0.00	\$0.51	\$0.00	\$0.00	\$0.51
2017	\$0.20	\$0.00	\$0.20	\$0.00	\$0.00	\$0.20

Ordinary Dividends

	Non-Qualified	Qualified	Total	Capital Gain Distributions	Nondividend Distributions	Total Distributions
Distributions (%)						
2019	100.00%	0.00%	100.00%	0.00%	0.00%	100.00%
2018	100.00%	0.00%	100.00%	0.00%	0.00%	100.00%
2017	100.00%	0.00%	100.00%	0.00%	0.00%	100.00%

The information contained herein is provided for informational purposes only and does not constitute a solicitation of an offer to buy or sell Trust shares. Common shares of the Trust are only available for purchase and sale at current market price on a stock exchange. There is no assurance that the Trust will achieve its investment objectives. The Trust is subject to numerous risks, including investment risks. Shares of closed-end funds frequently trade at a discount from their net asset value. The Trust is not designed to be a complete investment program and you may lose money investing in the Trust. An investment in the Trust may not be appropriate for all investors. Investors should review and consider carefully the Trust's investment objectives, risks, charges and expenses before investing.

The premium/discount is calculated as [(market price/NAV)-1].

Links to Morningstar Fact Sheet and CEF Connect: By clicking on the link from this page to the Morningstar fact sheet or CEF Connect, you will leave the Eaton Vance website. Eaton Vance is not responsible for the content of any such third-party website. See "Terms and Conditions" below.

4. See "Tax Character of Distributions". For information about any distributions in the current year estimated to include non-dividend distributions or capital gains, please refer to [Eaton Vance Closed-End Fund Distribution Notices \(19a\)](#).

5. A nondividend or return of capital distribution may include, for example, a return of some or all of the money that an investor invested in Fund shares, which can cause the Fund's NAV to erode.

Portfolio

Fund Holdings^{6,7}

as of Jun 30, 2022

Holding	Coupon Rate	Maturity Date	% of Net Assets
MSILF GOVERNMENT PORTFOLIO	0.75%	12/31/2030	2.85%
Hyland Software, Inc.	5.17%	07/01/2024	1.72%
Epicor	4.92%	07/30/2027	1.61%
Applied Systems, Inc.	5.25%	09/19/2024	1.60%
Virgin Media	3.82%	01/31/2028	1.43%
BMC Software	5.42%	10/02/2025	1.42%
TransDigm, Inc.	3.92%	12/09/2025	1.33%
Tibco Software Inc.	5.42%	06/30/2026	1.26%
RealPage, Inc	4.92%	04/24/2028	1.24%
CenturyLink, Inc.	3.92%	03/15/2027	1.22%

[View All](#)

The information contained herein is provided for informational purposes only and does not constitute a solicitation of an offer to buy or sell Trust shares. Common shares of the Trust are only available for purchase and sale at current market price on a stock exchange. There is no assurance that the Trust will achieve its investment objectives. The Trust is subject to numerous risks, including investment risks. Shares of closed-end funds frequently trade at a discount from their net asset value. The Trust is not designed to be a complete investment program and you may lose money investing in the Trust. An investment in the Trust may not be appropriate for all investors. Investors should review and consider carefully the Trust's

investment objectives, risks, charges and expenses before investing.

The premium/discount is calculated as $[(\text{market price}/\text{NAV})-1]$.

Links to Morningstar Fact Sheet and CEF Connect: By clicking on the link from this page to the Morningstar fact sheet or CEF Connect, you will leave the Eaton Vance website. Eaton Vance is not responsible for the content of any such third-party website. See "Terms and Conditions" below.

6. The following list reflects unaudited securities holdings (excluding derivatives positions). Holdings information may differ if presented as of trade date. Due to rounding, holdings of less than 0.005% may show as 0.00%. Portfolio information subject to change due to active management.

7. Percent of total net assets.

Management



Andrew N. Sveen, CFA

Managing Director, Head of Floating-Rate Loans
Joined Eaton Vance 1999

Biography

Andrew is a managing director of Morgan Stanley Investment Management Fixed Income, Head of Floating-Rate Loans and portfolio manager on the floating-rate loan team. He is responsible for buy and sell decisions, portfolio construction and risk management for the firm's floating rate loan strategies. He joined Eaton Vance in 1999. Morgan Stanley acquired Eaton Vance in March 2021.

Andrew began his career in the investment management industry in 1995. Before joining Eaton Vance, he worked as a corporate lending officer at State Street Bank.

Andrew earned a B.A. from Dartmouth College and an MBA from the William E. Simon School at the University of Rochester. He is a CFA charterholder. Andrew serves as a member of the board of directors of the Loan Syndications and Trading Association (LSTA). His commentary has appeared in Bloomberg, Financial Times and Reuters.

Education

- B.A. Dartmouth College
- M.B.A. University of Rochester

Experience

- Managed Fund since 2019

Other funds managed

- [Floating-Rate Income Trust](#)
- [Senior Floating-Rate Trust](#)
- [Senior Income Trust](#)

Catherine McDermott

Managing Director, Portfolio Manager
Joined Eaton Vance 2000

Biography

Catherine McDermott is a Portfolio Manager on the Floating-Rate Loan team. She is responsible for buy and sell decisions, portfolio construction and risk management for the firm's floating-rate loan strategies. Her focus is primarily on the automotive industry in addition to casinos, general industrial, theaters, packaging and consumer products. She joined Eaton Vance in 2000. Morgan Stanley acquired Eaton Vance in March 2021.

Catherine began her career in the investment management industry in 1988. Before joining Eaton Vance, she was a principal at Cypress Tree Investment Management and a vice president of corporate underwriting and research at Financial Security Assurance Inc.

Catherine earned a B.A., summa cum laude, from Boston College.

Education

- B.A. Boston College

Experience

- Managed Fund since 2019

Other funds managed

- [Floating-Rate Income Trust](#)
 - [Limited Duration Income Fund](#)
 - [Senior Floating-Rate Trust](#)
 - [Senior Income Trust](#)
 - [Short Duration Diversified Income Fund](#)
-



Daniel P. McElaney, CFA
Executive Director, Portfolio
Manager
Joined Eaton Vance 2004

Biography

Daniel McElaney is a portfolio manager and Senior Credit Analyst on the Floating-Rate Loans team. He is responsible for buy and sell decisions, portfolio construction and risk management for the team's floating-rate loan strategies. He also focuses on coverage of the chemicals, business services, building materials and industrial equipment sectors. He joined Eaton Vance in 2004. Morgan Stanley acquired Eaton Vance in March 2021.

Daniel began his career in the investment management industry in 2002. Before joining Eaton Vance, he was affiliated with Investors Bank & Trust.

Daniel earned a B.S. from Babson College. He is a member of the CFA Society Boston and is a CFA charterholder.

Education

- B.S. Babson College

Experience

- Managed Fund since 2019

Other funds managed

- [Floating-Rate Income Trust](#)
- [Senior Floating-Rate Trust](#)
- [Senior Income Trust](#)

Literature

Literature



Fact Sheet

[Download](#) - Last updated: Jun 30, 2022



Annual Report

[Download](#) - Last updated: Jun 30, 2021



Q1 Holdings

[Download](#) - Last updated: Sep 30, 2021



Q3 Holdings

[Download](#) - Last updated: Mar 31, 2022



Holdings - Form N-PORT

[Download](#)



Distribution Dates and Amounts Announced for Eaton Vance Closed-End Funds

[Download](#) - Last updated: Aug 1, 2022



Distribution Dates and Amounts Announced for Eaton Vance Closed-End Funds

[Download](#) - Last updated: Jul 1, 2022



UNII Report

[Download](#) - Last updated: Jun 30, 2022



Distribution Dates and Amounts Announced for Eaton Vance Closed-End Funds

[Download](#) - Last updated: Jun 1, 2022



Distribution Dates and Amounts Announced for Eaton Vance Closed-End Funds

[Download](#) - Last updated: May 2, 2022



Distribution Dates and Amounts Announced for Eaton Vance Closed-End Funds

[Download](#) - Last updated: Apr 1, 2022



Distribution Dates and Amounts Announced for Eaton Vance Closed-End Funds

[Download](#) - Last updated: Mar 1, 2022



UNII Report

[Download](#) - Last updated: Feb 28, 2022



Distribution Dates and Amounts Announced for Eaton Vance Closed-End Funds

[Download](#) - Last updated: Feb 1, 2022



UNII Report

[Download](#) - Last updated: Jan 31, 2022



Distribution Dates and Amounts Announced for Eaton Vance Closed-End Funds

[Download](#) - Last updated: Jan 3, 2022



UNII Report

[Download](#) - Last updated: Dec 31, 2021



Distribution Dates and Amounts Announced for Eaton Vance Closed-End Funds

[Download](#) - Last updated: Dec 1, 2021



UNII Report

[Download](#) - Last updated: Nov 30, 2021



Distribution Dates and Amounts Announced for Eaton Vance Closed-End Funds

[Download](#) - Last updated: Nov 1, 2021



UNII Report

[Download](#) - Last updated: Oct 31, 2021



Distribution Dates and Amounts Announced for Eaton Vance Closed-End Funds

[Download](#) - Last updated: Oct 1, 2021



UNII Report

[Download](#) - Last updated: Sep 30, 2021



Distribution Dates and Amounts Announced for Eaton Vance Closed-End Funds

[Download](#) - Last updated: Sep 1, 2021



UNII Report

[Download](#) - Last updated: Aug 31, 2021



Distribution Dates and Amounts Announced for Eaton Vance Closed-End Funds

[Download](#) - Last updated: Aug 2, 2021



UNII Report

[Download](#) - Last updated: Jul 31, 2021



Distribution Dates and Amounts Announced for Eaton Vance Closed-End Funds

[Download](#) - Last updated: Jul 1, 2021



UNII Report

[Download](#) - Last updated: Jun 30, 2021



Distribution Dates and Amounts Announced for Eaton Vance Closed-End Funds

[Download](#) - Last updated: Jun 1, 2021



UNII Report

[Download](#) - Last updated: May 31, 2021



Distribution Dates and Amounts Announced for Eaton Vance Closed-End Funds

[Download](#) - Last updated: May 3, 2021



UNII Report

[Download](#) - Last updated: Apr 30, 2021



Eaton Vance Floating-Rate 2022 Target Term Trust Announces Telephonic Annual Meeting Of Shareholders On April 15, 2021

[Download](#) - Last updated: Apr 5, 2021



Distribution Dates and Amounts for Eaton Vance Closed-End Funds

[Download](#) - Last updated: Apr 1, 2021



UNII Report

[Download](#) - Last updated: Mar 31, 2021



Distribution Dates and Amounts Announced for Eaton Vance Closed-End Funds

[Download](#) - Last updated: Mar 1, 2021



UNII Report

[Download](#) - Last updated: Feb 28, 2021



Results of Special Shareholder Meeting of Eaton Vance Floating-Rate 2022 Target Term Trust (EFL): Approval of Interim Agreements for Certain Other Closed-End Funds

[Download](#) - Last updated: Feb 23, 2021



Adjournment of Special Shareholder Meeting of Eaton Vance Floating-Rate 2022 Target Term Trust

[Download](#) - Last updated: Feb 19, 2021



Results of Joint Special Shareholder Meeting of Certain Eaton Vance Closed-End Funds

[Download](#) - Last updated: Feb 17, 2021



Distribution Dates and Amounts Announced for Eaton Vance Closed-End Funds

[Download](#) - Last updated: Feb 1, 2021



UNII Report

[Download](#) - Last updated: Jan 31, 2021



Results of Joint Special Shareholder Meeting of Certain Eaton Vance Closed-End Funds

[Download](#) - Last updated: Jan 25, 2021



Corrected Results of Joint Special Shareholder Meeting of Certain Eaton Vance Closed-End Funds

[Download](#) - Last updated: Jan 12, 2021



UNII Report

[Download](#) - Last updated: Dec 31, 2020



Certain Eaton Vance Closed-End Funds Joint Special Meeting of Shareholders on January 7, 2021 Will Be a Virtual Meeting

[Download](#) - Last updated: Dec 23, 2020



Eaton Vance Declares Early Monthly Distributions for Certain Eaton Vance Closed-End Funds

[Download](#) - Last updated: Dec 18, 2020



Distribution Dates and Amounts Announced for Eaton Vance Closed-End Funds

[Download](#) - Last updated: Dec 1, 2020



UNII Report

[Download](#) - Last updated: Nov 30, 2020



Eaton Vance Closed-End Funds Announce Board Approval of New Investment Advisory and Sub-Advisory Agreements

[Download](#) - Last updated: Nov 10, 2020



Distribution Dates and Amounts Announced for Eaton Vance Closed-End Funds

[Download](#) - Last updated: Nov 2, 2020



UNII Report

[Download](#) - Last updated: Oct 31, 2020



Eaton Vance Closed-End Funds Announce Record and Meeting Dates For Joint Special Meeting of Shareholders

[Download](#) - Last updated: Oct 29, 2020



Distribution Dates and Amounts Announced for Eaton Vance Closed-End Funds

[Download](#) - Last updated: Oct 1, 2020



UNII Report

[Download](#) - Last updated: Sep 30, 2020



Distribution Dates and Amounts Announced for Eaton Vance Closed-End Funds

[Download](#) - Last updated: Sep 1, 2020



UNII Report

[Download](#) - Last updated: Aug 31, 2020




UNII Report


[Download](#) - Last updated: Jul 31, 2020



UNII Report


[Download](#) - Last updated: Jun 30, 2020

 **UNII Report**
[Download](#) - Last updated: May 31, 2020


 **UNII Report**
[Download](#) - Last updated: Apr 30, 2020


 **Eaton Vance Floating-Rate 2022 Target Term Trust Announces Telephonic Annual Meeting of Shareholders on April 16, 2020**
[Download](#) - Last updated: Apr 6, 2020

 **UNII Report**
[Download](#) - Last updated: Mar 31, 2020

 **UNII Report**
[Download](#) - Last updated: Jan 31, 2020

 **UNII Report**
[Download](#) - Last updated: Dec 31, 2019

 **UNII Report**
[Download](#) - Last updated: Dec 17, 2019

 **UNII Report**
[Download](#) - Last updated: Oct 31, 2019

 **UNII Report**
[Download](#) - Last updated: Sep 30, 2019

 **UNII Report**
[Download](#) - Last updated: Aug 31, 2019

 **UNII Report**
[Download](#) - Last updated: Jul 31, 2019

 **UNII Report**
[Download](#) - Last updated: Jun 30, 2019

 **UNII Report**
[Download](#) - Last updated: May 31, 2019

 **UNII Report**
[Download](#) - Last updated: Apr 30, 2019

 **UNII Report**
[Download](#) - Last updated: Mar 31, 2019

 **UNII Report**
[Download](#) - Last updated: Feb 28, 2019

 **Eaton Vance Management Announces Portfolio Management Teams for Certain Closed-End Funds**
[Download](#) - Last updated: Feb 25, 2019

 **UNII Report**
[Download](#) - Last updated: Jan 31, 2019

 **UNII Report**
[Download](#) - Last updated: Dec 31, 2018

 **UNII Report**
[Download](#) - Last updated: Nov 30, 2018

 **UNII Report**
[Download](#) - Last updated: Oct 31, 2018

 **UNII Report**
[Download](#) - Last updated: Sep 30, 2018

 **UNII Report**
[Download](#) - Last updated: Aug 31, 2018

 **UNII Report**
[Download](#) - Last updated: Jul 31, 2018

 **UNII Report**
[Download](#) - Last updated: Jun 30, 2018

 **UNII Report**
[Download](#) - Last updated: May 31, 2018

 **UNII Report**
[Download](#) - Last updated: Apr 30, 2018

 **UNII Report**
[Download](#) - Last updated: Mar 31, 2018

 **UNII Report**
[Download](#) - Last updated: Feb 28, 2018

 **UNII Report**
[Download](#) - Last updated: Jan 31, 2018


 **Closed-End Fund Earnings Undistributed Net Income Information**
[Download](#) - Last updated: Dec 31, 2017

 **Closed-End Fund Earnings Undistributed Net Income Information**
[Download](#) - Last updated: Nov 30, 2017

 **Closed-End Fund Earnings Undistributed Net Income Information**
[Download](#) - Last updated: Oct 31, 2017

 **Eaton Vance Floating-Rate 2022 Target Term Trust Declares Initial Monthly Distribution**
[Download](#) - Last updated: Sep 1, 2017

 **Section 16 Filings - www.sec.gov**
[Download](#) - Last updated: Jul 26, 2017

 **Semi-Annual Report**
[Download](#) - Last updated: Dec 31, 2021



HEADQUARTERS

Two International Place
Boston, MA 02110

Investments

[Eaton Vance Funds](#)

[Parametric Funds](#)

[Calvert Funds](#)

[Separately Managed Accounts](#)

[Closed-End Funds and Term Trusts](#)

Insights

[Advisory Blog](#)

[Monthly Market Monitor](#)

[Market Update Events](#) 

[The Advisor Institute](#)

Taxes & Tools

[Investment Tax Center](#)

[Tax Information](#)

[Investment Tax Calculator](#)

[Laddered Investing Interest Rate Scenario Tool](#)

[Concentrated Stock Position Calculator](#)

[Tax-Equivalent Yield Calculator](#)

Resources

[Forms & E-Delivery](#)

[Mutual Funds & Abandoned Property](#)

[DST Vision](#)

[AdvisorCentral](#)

Eaton Vance is part of Morgan Stanley Investment Management, the asset management division of Morgan Stanley.

 *This image indicates content designed specifically for Financial Advisors / Investment Professionals. This material is not to be used with the public.*

NOT FDIC INSURED | OFFER NO BANK GUARANTEE | MAY LOSE VALUE | NOT INSURED BY ANY FEDERAL GOVERNMENT AGENCY | NOT A DEPOSIT

Eaton Vance does not provide tax or legal advice. Prospective investors should consult with a tax or legal advisor before making any investment decision.

The information on this Web page is for U.S. residents only and does not constitute an offer to sell, or a solicitation of an offer to purchase, securities in any jurisdiction to any person to whom it is not lawful to make such an offer.

© Eaton Vance Management. All rights reserved.

Publication details: Sunday, August 14, 2022 12:19 AM

Page ID: EFL - <https://funds.eatonvance.com/floating-rate-2022-target-term-trust-efl.php>