



Calvert International Responsible Index Fund (R6)

The Fund seeks to track the performance of the Calvert International Responsible Index, which measures the investment return of stocks issued by companies that are domiciled in countries (other than the U.S.) with developed markets.

R6
Share Class

CDHRX
Symbol

\$31.06 \$-0.13
NAV as of Nov 24, 2021

Fact Sheet
Sep 30, 2021

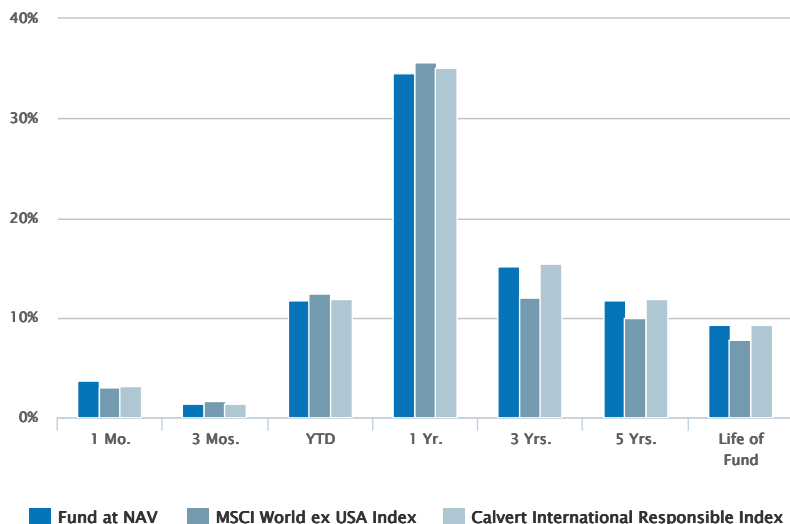
Estimated Year-End Distributions
Sep 30, 2021

Overview

Historical Returns (%)

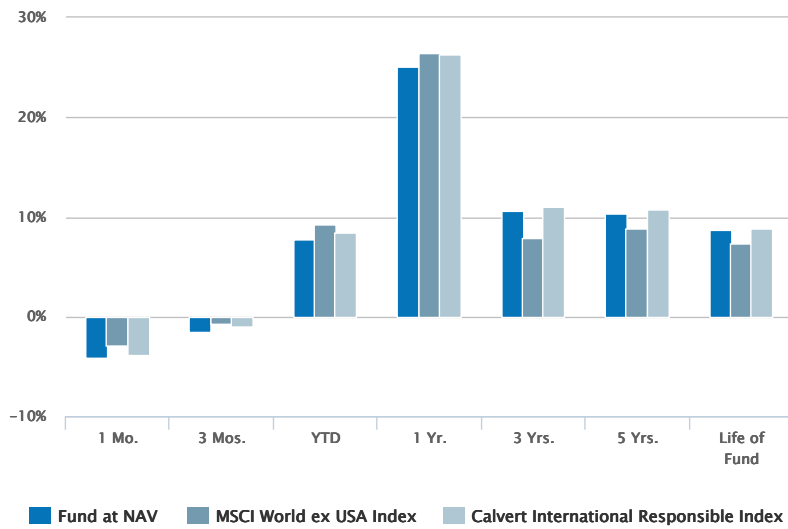
as of Sep 30, 2021

10/31/2021



09/30/2021

Past performance is no guarantee of future results. Investment return and principal value will fluctuate so that shares, when redeemed, may be worth more or less than their original cost. Performance is for the stated time period only; due to market volatility, the Fund's current performance may be lower or higher than quoted. Returns are historical and are calculated by determining the percentage change in net asset value (NAV) with all distributions reinvested. Returns for other classes of shares offered by the Fund are different. Performance less than or equal to one year is cumulative. Performance prior to December 31, 2016 reflects the performance of the Fund's former adviser, Calvert Investment Management, Inc.



10/31/2021							
Fund at NAV	3.68	1.36	11.72	34.53	15.18	11.72	9.29
MSCI World ex USA Index ¹	2.98	1.62	12.44	35.59	11.96	9.94	7.80
Calvert International Responsible Index ²	3.08	1.39	11.82	35.06	15.39	11.93	9.32
09/30/2021							
Fund at NAV	-4.13	-1.50	7.75	25.08	10.61	10.34	8.77
MSCI World ex USA Index ¹	-2.87	-0.66	9.19	26.50	7.86	8.87	7.38
Calvert International Responsible Index ²	-3.79	-1.02	8.47	26.38	11.00	10.70	8.90

Past performance is no guarantee of future results. Investment return and principal value will fluctuate so that shares, when redeemed, may be worth more or less than their original cost. Performance is for the stated time period only; due to market volatility, the Fund's current performance may be lower or higher than quoted. Returns are historical and are calculated by determining the percentage change in net asset value (NAV) with all distributions reinvested. Returns for other classes of shares offered by the Fund are different. Performance less than or equal to one year is cumulative. Performance prior to December 31, 2016 reflects the performance of the Fund's former adviser, Calvert Investment Management, Inc.

Fund Facts

as of Oct 31, 2021

Class R6 Inception	02/01/2019
Performance Inception	10/30/2015
Investment Objective	Track performance of the Calvert International Responsible Index
Total Net Assets	\$651.8M
Minimum Investment	\$1000000
Expense Ratio (Gross) ^{3,4}	0.46%
Expense Ratio (Net) ^{3,4}	0.26%
CUSIP	13161Y848

Top 10 Holdings (%)^{5,6}

as of Sep 30, 2021

Taiwan Semiconductor Manufacturing Co Ltd	2.51
Samsung Electronics Co Ltd	1.75
Nestle SA	1.73
ASML Holding NV	1.58
Roche Holding AG	1.40
Toyota Motor Corp	1.25
AstraZeneca PLC	1.01
Novartis AG	0.96
LVMH Moet Hennessy Louis Vuitton SE	0.94
Linde PLC	0.90
Total	14.01

Percentages may not total 100% due to rounding.

About Risk:

The value of investments held by the Fund may increase or decrease in response to economic, and financial events (whether real, expected or perceived) in the U.S. and global markets. The Fund's performance may not match or correlate to that of its Index, either on a daily or aggregate basis due to factors such as Fund expenses, imperfect correlation, rounding of share prices, changes to the composition of the Index, regulatory policies, high portfolio turnover and the use of leverage (if any). The Fund expects to hold the common stock of each company in the index it is designed to track, regardless of market conditions or individual investment performance, which could cause the Fund to underperform funds that employ an active strategy. The value of equity securities is sensitive to stock market volatility. Investments in foreign instruments or currencies can involve greater risk and volatility than U.S. investments because of adverse market, economic, political, regulatory, geopolitical, currency exchange rates or other conditions. Investing primarily in responsible investments carries the risk that, under certain market conditions, the Fund may underperform funds that do not utilize a responsible investment strategy. The Fund is exposed to liquidity risk when trading volume, lack of a market maker or trading partner, large position size, market conditions, or legal restrictions impair its ability to sell particular investments or to sell them at advantageous market prices. No fund is a complete investment program and you may lose money investing in a fund. The Fund may engage in other investment practices that may involve additional risks and you should review the [Fund prospectus](#) for a complete description.

1. MSCI World ex USA Index is an unmanaged index of equity securities in the developed markets, excluding the United States. Unless otherwise stated, index returns do not reflect the effect of any applicable sales charges, commissions, expenses, taxes or leverage, as applicable. It is not possible to invest directly in an index. Historical performance of the index illustrates market trends and does not represent the past or future performance of the fund. MSCI indexes are net of foreign withholding taxes. Source: MSCI. MSCI data may not be reproduced or used for any other purpose. MSCI provides no warranties, has not prepared or approved this report, and has no liability hereunder.
2. Calvert International Responsible Index is a portfolio of stocks in developed markets outside of the U.S. that meet Calvert's criteria for index inclusion based on Calvert Principles for Responsible Investment. Unless otherwise stated, index returns do not reflect the effect of any applicable sales charges, commissions, expenses, taxes or leverage, as applicable. It is not possible to invest directly in an index. Historical performance of the index illustrates market trends and does not represent the past or future performance of the fund.
3. Source: Fund prospectus.
4. Net Expense Ratio reflects a contractual expense reimbursement that continues through 1/31/22. Without the reimbursement, if applicable, performance would have been lower.
5. Top 10 Holdings excludes cash and equivalents.
6. Percent of total net assets.

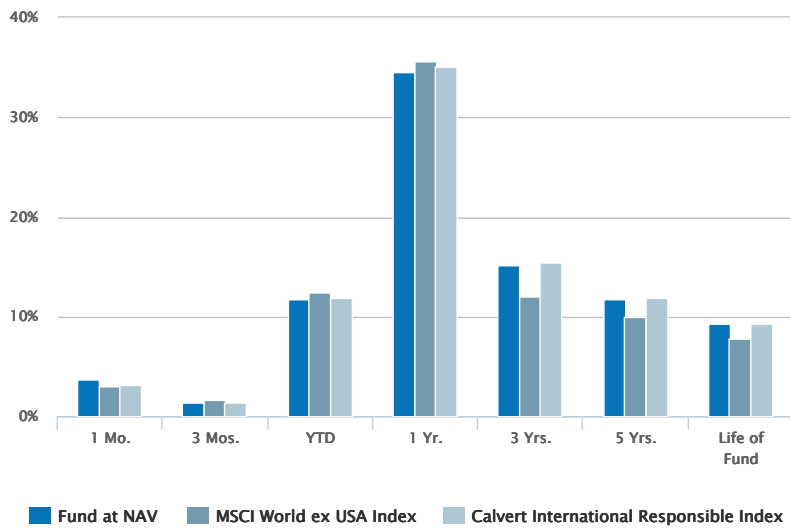
Performance

Historical Returns (%)

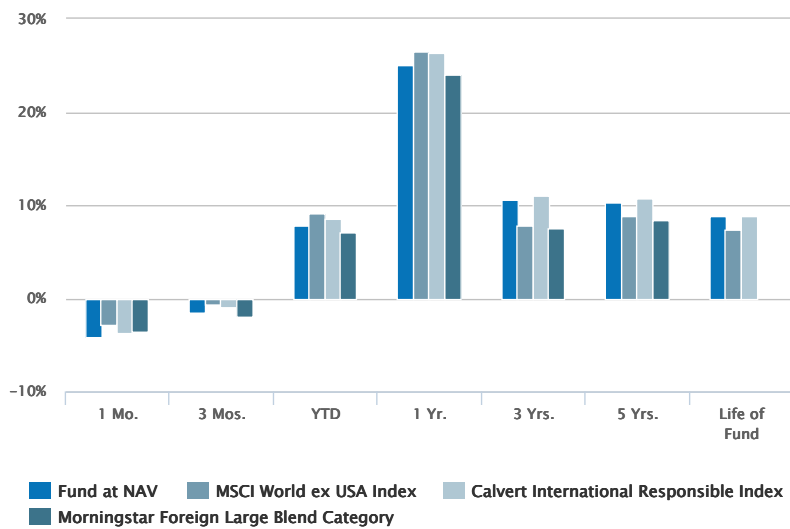
as of Sep 30, 2021

10/31/2021

Past performance is no guarantee of future results. Investment return and principal value will fluctuate so that shares, when redeemed, may be worth more or less than their original cost. Performance is for the stated time period only; due to market volatility, the Fund's current performance may be lower or higher than quoted. Returns are historical and are calculated by determining the percentage change in net asset value (NAV) with all distributions reinvested. Returns for other classes of shares offered by the Fund are different. Performance less than or equal to one year is cumulative. Performance prior to December 31, 2016 reflects the performance of the Fund's former adviser, Calvert Investment Management, Inc.



09/30/2021



10/31/2021

Fund at NAV	3.68	1.36	11.72	34.53	15.18	11.72	9.29
MSCI World ex USA Index¹	2.98	1.62	12.44	35.59	11.96	9.94	7.80
Calvert International Responsible Index²	3.08	1.39	11.82	35.06	15.39	11.93	9.32
09/30/2021							
Fund at NAV	-4.13	-1.50	7.75	25.08	10.61	10.34	8.77
MSCI World ex USA Index¹	-2.87	-0.66	9.19	26.50	7.86	8.87	7.38
Calvert International Responsible Index²	-3.79	-1.02	8.47	26.38	11.00	10.70	8.90
Morningstar Foreign Large Blend Category⁷	-3.52	-1.90	7.05	23.96	7.55	8.33	—

Past performance is no guarantee of future results. Investment return and principal value will fluctuate so that shares, when redeemed, may be worth more or less than their original cost. Performance is for the stated time period only; due to market volatility, the Fund's current performance may be lower or higher than quoted. Returns are historical and are calculated by determining the percentage change in net asset value (NAV) with all distributions reinvested. Returns for other classes of shares offered by the Fund are different. Performance less than or equal to one year is cumulative. Performance prior to December 31, 2016 reflects the performance of the Fund's former adviser, Calvert Investment Management, Inc.

Calendar Year Returns (%)

	2011	2012	2013	2014	2015	2016	2017	2018	2019	2020
Fund at NAV	—	—	—	—	—	—	—	—	24.44	15.33
MSCI World ex USA Index¹	-12.21	16.41	21.02	-4.32	-3.04	2.75	24.21	-14.09	22.49	7.59
Calvert International Responsible Index²	—	—	—	—	-3.04	2.75	25.61	-14.09	25.21	15.33

Fund Facts

Expense Ratio (Gross)^{3,4}	0.46%
Expense Ratio (Net)^{3,4}	0.26%
Class R6 Inception	02/01/2019
Performance Inception	10/30/2015
Distribution Frequency	Annually

NAV History

Date	NAV	NAV Change
Nov 24, 2021	\$31.06	-\$0.13
Nov 23, 2021	\$31.19	-\$0.10
Nov 22, 2021	\$31.29	-\$0.22
Nov 19, 2021	\$31.51	-\$0.21
Nov 18, 2021	\$31.72	\$0.08
Nov 17, 2021	\$31.64	-\$0.07
Nov 16, 2021	\$31.71	-\$0.06
Nov 15, 2021	\$31.77	-\$0.06
Nov 12, 2021	\$31.83	\$0.25
Nov 11, 2021	\$31.58	\$0.09

Distribution History⁸

Ex-Date	Distribution	Reinvest NAV
Dec 23, 2020	\$0.36280	\$27.49
Dec 02, 2019	\$0.43000	\$23.67

No records in this table indicates that there has not been a distribution greater than .0001 within the past 3 years.

[Fund prospectus](#)

Capital Gain History⁸

Ex-Date	Short-Term	Long-Term	Reinvest NAV
---------	------------	-----------	--------------

No records in this table indicates that there has not been a capital gain greater than .0001 within the past 3 years.

[Fund prospectus](#)

Percentages may not total 100% due to rounding.

About Risk:

The value of investments held by the Fund may increase or decrease in response to economic, and financial events (whether real, expected or perceived) in the U.S. and global markets. The Fund's performance may not match or correlate to that of its Index, either on a daily or aggregate basis due to factors such as Fund expenses, imperfect correlation, rounding of share prices, changes to the composition of the Index, regulatory policies, high portfolio turnover and the use of leverage (if any). The Fund expects to hold the common stock of each company in the index it is designed to track, regardless of market conditions or individual investment performance, which could cause the Fund to underperform funds that employ an active strategy. The value of equity securities is sensitive to stock market volatility. Investments in foreign instruments or currencies can involve greater risk and volatility than U.S. investments because of adverse market, economic, political, regulatory, geopolitical, currency exchange rates or other conditions. Investing primarily in responsible investments carries the risk that, under certain market conditions, the Fund may underperform funds that do not utilize a responsible investment strategy. The Fund is exposed to liquidity risk when trading volume, lack of a market maker or trading partner, large position size, market conditions, or legal restrictions impair its ability to sell particular investments or to sell them at advantageous market prices. No fund is a complete investment program and you may lose money investing in a fund. The Fund may engage in other investment practices that may involve additional risks and you should review the [Fund prospectus](#) for a complete description.

1. MSCI World ex USA Index is an unmanaged index of equity securities in the developed markets, excluding the United States. Unless otherwise stated, index returns do not reflect the effect of any applicable sales charges, commissions, expenses, taxes or leverage, as applicable. It is not possible to invest directly in an index. Historical performance of the index illustrates market trends and does not represent the past or future performance of the fund. MSCI indexes are net of foreign withholding taxes. Source: MSCI. MSCI data may not be reproduced or used for any other purpose. MSCI provides no warranties, has not prepared or approved this report, and has no liability hereunder.

2. Calvert International Responsible Index is a portfolio of stocks in developed markets outside of the U.S. that meet Calvert's criteria for index inclusion based on Calvert Principles for Responsible Investment. Unless otherwise stated, index returns do not reflect the effect of any applicable sales charges, commissions, expenses, taxes or leverage, as applicable. It is not possible to invest directly in an index. Historical performance of the index illustrates market trends and does not represent the past or future performance of the fund.

3. Source: Fund prospectus.

4. Net Expense Ratio reflects a contractual expense reimbursement that continues through 1/31/22. Without the reimbursement, if applicable, performance would have been lower.

7. The Morningstar Foreign Large Blend Category includes funds that invest primarily in stocks located in non-U.S. developed countries (generally 20% or less held in U.S.) with neither strong growth or value characteristics.

8. A portion of the Fund's returns may be comprised of return of capital or short term capital gains. The Fund will determine the tax characteristics of all Fund distributions after the end of the calendar year and will provide shareholders such information at that time. Please consult your tax advisor for further information.

Portfolio

Asset Mix (%)⁶

as of Sep 30, 2021

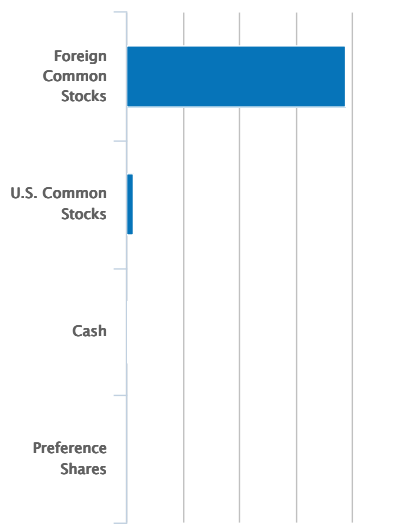
09/30/2021

Portfolio Statistics

as of Sep 30, 2021

Number of Holdings

797

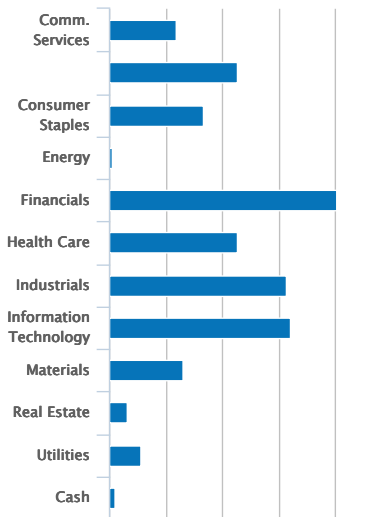


Foreign Common Stocks	96.50
U.S. Common Stocks	2.95
Cash	0.54
Preference Shares	0.00
Total	100.00

GICS Sector Breakdown (%)⁶

as of Sep 30, 2021

09/30/2021



Comm. Services	5.89	4.57
Consumer Discretionary	11.32	11.82
Consumer Staples	8.33	9.60
Energy	0.26	4.53
Financials	20.05	19.16
Health Care	11.27	11.44
Industrials	15.62	15.24

Assets by Country (%)⁶

as of Sep 30, 2021

Japan	18.03
United Kingdom	11.63
Canada	8.48
France	7.88
Switzerland	7.87
Germany	7.03
Australia	4.86
Taiwan	4.80
Netherlands	4.10
Korea	3.84
Total	100.00

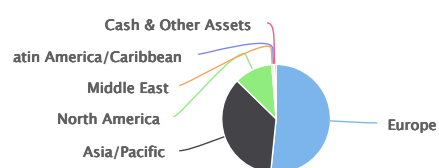
[View All](#)

Information Technology	15.93	9.94
Materials	6.44	7.67
Real Estate	1.61	2.71
Utilities	2.72	3.32
Cash	0.54	—

Geographic Mix (%)⁶

as of Sep 30, 2021

09/30/2021



Europe	51.60
Asia/Pacific	35.68
North America	11.43
Middle East	0.62
Latin America/Caribbean	0.12
Cash & Other Assets	0.54
Total	100.00

Fund Holdings (%)^{6,9}

as of Sep 30, 2021

Holding	% of Net Assets
Taiwan Semiconductor Manufacturing Co Ltd	2.47%
Samsung Electronics Co Ltd	1.72%
Nestle SA	1.70%
ASML Holding NV	1.55%
Roche Holding AG	1.38%
Toyota Motor Corp	1.22%

[View All](#)

Holding	% of Net Assets
AstraZeneca PLC	0.99%
Novartis AG	0.94%
LVMH Moet Hennessy Louis Vuitton SE	0.92%
Linde PLC	0.88%
 View All 	

Percentages may not total 100% due to rounding.

About Risk:

The value of investments held by the Fund may increase or decrease in response to economic, and financial events (whether real, expected or perceived) in the U.S. and global markets. The Fund's performance may not match or correlate to that of its Index, either on a daily or aggregate basis due to factors such as Fund expenses, imperfect correlation, rounding of share prices, changes to the composition of the Index, regulatory policies, high portfolio turnover and the use of leverage (if any). The Fund expects to hold the common stock of each company in the index it is designed to track, regardless of market conditions or individual investment performance, which could cause the Fund to underperform funds that employ an active strategy. The value of equity securities is sensitive to stock market volatility. Investments in foreign instruments or currencies can involve greater risk and volatility than U.S. investments because of adverse market, economic, political, regulatory, geopolitical, currency exchange rates or other conditions. Investing primarily in responsible investments carries the risk that, under certain market conditions, the Fund may underperform funds that do not utilize a responsible investment strategy. The Fund is exposed to liquidity risk when trading volume, lack of a market maker or trading partner, large position size, market conditions, or legal restrictions impair its ability to sell particular investments or to sell them at advantageous market prices. No fund is a complete investment program and you may lose money investing in a fund. The Fund may engage in other investment practices that may involve additional risks and you should review the [Fund prospectus](#) for a complete description.

1. MSCI World ex USA Index is an unmanaged index of equity securities in the developed markets, excluding the United States. Unless otherwise stated, index returns do not reflect the effect of any applicable sales charges, commissions, expenses, taxes or leverage, as applicable. It is not possible to invest directly in an index. Historical performance of the index illustrates market trends and does not represent the past or future performance of the fund. MSCI indexes are net of foreign withholding taxes. Source: MSCI. MSCI data may not be reproduced or used for any other purpose. MSCI provides no warranties, has not prepared or approved this report, and has no liability hereunder.

6. Percent of total net assets.

9. The following list reflects unaudited securities holdings (excluding derivatives positions). Holdings information may differ if presented as of trade date. Due to rounding, holdings of less than 0.005% may show as 0.00%. Portfolio information subject to change due to active management.

Management



Thomas C. Seto
Portfolio Manager

Biography

Thomas Seto is a vice president and portfolio manager for Calvert Research and Management, a wholly owned subsidiary of Eaton Vance Management specializing in responsible and sustainable investing across global capital markets. He joined Calvert Research and Management in 2016.

Tom began his career in the investment management industry in 1991. He has been affiliated with Parametric Portfolio Associates LLC, an investment adviser and majority-owned subsidiary of Eaton Vance, since 1998. Before joining Parametric, he served as the head of U.S. equity index investments at Barclays Global Investors.

Tom earned a B.S. in electrical engineering from the University of Washington and an MBA from the University of Chicago Booth School of Business.

Education

- B.S. University of Washington
- M.B.A Booth School of Business, University of Chicago

Experience

- Managed Fund since 2016

Literature

Literature



Fact Sheet

[Download](#) - Last updated: Sep 30, 2021



Annual Report

[Download](#) - Last updated: Sep 30, 2021



Estimated Year-End Distributions

[Download](#) - Last updated: Sep 30, 2021



Full Prospectus

[Download](#) - Last updated: Feb 1, 2021



Q1 Holdings

[Download](#) - Last updated: Dec 31, 2020



Q3 Holdings

[Download](#) - Last updated: Jun 30, 2021



Results of Joint Special Meeting of Shareholders of Calvert Funds

[Download](#) - Last updated: Feb 23, 2021



Joint Special Meeting of Shareholders of Calvert Funds on February 19, 2021 Will Be A Virtual Meeting

[Download](#) - Last updated: Feb 8, 2021



SAI

[Download](#) - Last updated: Feb 1, 2021



Semi-Annual Report

[Download](#) - Last updated: Mar 31, 2021



Summary Prospectus

[Download](#) - Last updated: Feb 1, 2021



HEADQUARTERS
Two International Place
Boston, MA 02110

Investments

- [Eaton Vance Funds](#)
- [Parametric Funds](#)
- [Calvert Funds](#)
- [Separately Managed Accounts](#)
- [Closed-End Funds and Term Trusts](#)

Insights

- [Advisory Blog](#)
- [Monthly Market Monitor](#)
- [Market Update](#)
- [Events](#) Content for Investment Professionals only
- [The Advisor Institute](#)

Taxes & Tools

- [Investment Tax Center](#)
- [Tax Information](#)
- [Investment Tax Calculator](#)
- [Laddered Investing Interest Rate Scenario Tool](#)
- [Concentrated Stock Position Calculator](#)
- [Tax-Equivalent Yield Calculator](#)

Resources

- [Mutual Fund Sales Charges](#)
- [Parametric Sales Charges](#)
- [Forms & E-Delivery](#)
- [Fund Corporate Governance](#)
- [Mutual Funds & Abandoned Property](#)
- [DST Vision](#)
- [AdvisorCentral](#)

[Accessibility](#) | [Business Continuity](#) | [Privacy & Security](#) | [Terms & Conditions](#) | [Careers](#) | [Contact](#) | [Investor Account Access](#)

Eaton Vance is part of Morgan Stanley Investment Management, the asset management division of Morgan Stanley.

This image indicates content designed specifically for Financial Advisors / Investment Professionals. This material is not to be used with the public.

Before investing in any Calvert fund, prospective investors should consider carefully the investment objective(s), risks, and charges and expenses. The current prospectus contains this and other information. To obtain a mutual fund prospectus or summary prospectus, contact your financial advisor or [download a copy here](#). Read the prospectus carefully before you invest or send money.

NOT FDIC INSURED | OFFER NO BANK GUARANTEE | MAY LOSE VALUE | NOT INSURED BY ANY FEDERAL GOVERNMENT AGENCY | NOT A DEPOSIT

Effective January 3, 2017, Eaton Vance Distributors, Inc. replaced Calvert Investments Distributors, Inc. ("CID") as the principal underwriter following the acquisition by Calvert Research and Management ("CRM") of substantially all the business assets of Calvert Investment Management, Inc. ("CIM"). CRM has also replaced CIM as the investment adviser. Eaton Vance Distributors, Inc. does not provide tax or legal advice. Prospective investors should consult with a tax or legal advisor before making any investment decision.

The information on this Web page is for U.S. residents only and does not constitute an offer to sell, or a solicitation of an offer to purchase, securities in any jurisdiction to any person to whom it is not lawful to make such an offer.

© Calvert Research and Management. All rights reserved. Calvert open-end mutual funds are distributed by Eaton Vance Distributors, Inc. Two International Place, Boston, MA 02110. Member [FINRA](#) / [SIPC](#)

Publication details: Saturday, November 27, 2021 12:04 AM

Page ID: CDHRX - <https://funds.eatonvance.com/calvert-international-responsible-index-fund-cdhrx.php>